

Sweetwater Union High School District • Facility Master Plan

# State of School Facilities Report

**DRAFT AS OF 1/6/15**

*Prepared by:*

**JACOBS**  
777 Main Street  
Fort Worth, Texas 76102

DRAFT

This page is intentionally left blank.



# STATE OF SCHOOL FACILITIES REPORT

Executive Summary • January 2015

Sweetwater Union High School District (SUHSD or the District) recently completed a comprehensive facilities condition assessment as well as educational suitability and technology readiness assessments at every campus within its jurisdiction. These assessments along with community input and demographic study are critical puzzle pieces in developing a facility master plan that will direct long-range capital planning for improvement efforts and investment across the District.

In full implementation, this plan will help the District achieve its scholastic vision to ensure all students possess an invincible sense of promise through a system distinguished by: a variety of learning experiences; a comprehensive network of student support systems; development of skills necessary to succeed in higher education and the world of work; community involvement; a culture of integrity, respect, and trust; a learning environment that ensures the well-being of each student; and the celebration of individual achievement.

The educational suitability and the technology readiness assessments were conducted by Jacobs consultant's, MGT of America. The assessments are based on the District's current educational guidelines targeting all of the educational and educational support spaces. It measures how a facility can adequately support instructional mission and methods.

The Board Policy requires the District to conduct a facility condition assessment every five year. The assessment consisted of several data gathering components that culminate to provide options for future investment. These components included an assessment of the entire SUHSD facility portfolio, a facility condition assessment, educational adequacy and technology readiness assessment, and a 10-year life cycle forecast. Results from the assessment are summarized in this document, giving an overall picture of SUHSD's facilities.

The facility condition assessment identified \$383.8million in current need – \$60.3 are related to educational adequacy and \$323.4 are related to facility deficiency costs. The projected life cycle renewal needs for SUHSD's facilities over the next ten years is estimated to be \$326.6. Combining current needs with the next ten years of anticipated life cycle renewal forecast, SUHSD can anticipate \$710.4 in facility-related needs.

## SUHSD ASSESSMENT FINDINGS

FACILITY DEFICIENCY COST	+	\$	323.4	Million
EDUCATIONAL ADEQUACY COST	+	\$	60.3	Million
10-YEAR LIFE CYCLE FORECAST	+	\$	326.6	Million
TOTAL 10-YEAR NEED			\$	710.4
				Million

The Facility Condition Score is a formula that provides a general indicator of a building's health, calculated by dividing the total cost of repair into the total replacement cost and subtracting that from 100 percent. The majority of SUHSD's campus and building Facility Condition Score are greater than 70 percent, indicating that the majority of the District's buildings are in average to good health.

---

## Acknowledgments

The team would like to extend our appreciation to Sweetwater Union High School District (SUHSD) for choosing our team to conduct this comprehensive assessment. We must thank the school principals, building engineers, teachers, facility planning department, and the entire SUHSD staff who provided input, feedback, and guidance throughout this process.

### SUHSD SUPERINTENDENT

Dr. Tim Glover

### BOARD OF TRUSTEES

Frank A. Tarantino - Board President

Nicholas Segura - Board Vice President

Paula Hall - Board Member

Kevin J. Pike - Board Member

Arturo Solis - Board Member

### DISTRICT ADMINISTRATION AND FACILITIES STAFF

Tom Calhoun, CCM, LEED AP - Chief of Facilities Executive

Paul P. Woods – Director of Planning and Construction

Larry Moen – Planning Project Manager

### PROJECT TEAM

Jacobs Engineering Group, Inc.

MGT of America, Inc.

Gafcon



## Table of Contents

INTRODUCTION AND METHODOLOGY	7
FACILITY PORTFOLIO	12
EDUCATIONAL ADEQUACY ASSESSMENT	13
FACILITY CONDITION ASSESSMENT AND LIFE CYCLE RENEWAL	20
SUMMARY OF FINDINGS & COMBINED 10-YEAR NEED	27
APPENDIX A – EDUCATIONAL ADEQUACY & TECHNOLOGY READINESS	28
APPENDIX B – EDUCATIONAL ADEQUACY SUMMARY	56
APPENDIX C – TECHNOLOGY READINESS SUMMARY	176
APPENDIX D – 2014 DEMOGRAPHICS REPORT	204
APPENDIX E - CAMPUS CONDITION SUMMARY	205
APPENDIX F - BUILDING CONDITION SUMMARY	206
APPENDIX G – MGT SUMMARY OF MARCH COMMUNITY MEETINGS	214
APPENDIX H – MGT SUMMARY OF NOVEMBER COMMUNITY MEETINGS	243
APPENDIX I – MGT CHARRETTE RESULTS	244

DRAFT

*This page is intentionally left blank.*

## Introduction and Methodology

In order to support Sweetwater Union High School District's (SUHSD or the District) scholastic vision, each campus facility must be well-equipped with appropriate learning spaces for students and faculty alike. A facility master plan should be developed to direct investment to achieve the District's vision, including associated goals and objectives. SUHSD has embarked on a comprehensive assessment of every campus facility within its jurisdiction in order to develop a facility master plan for improvement efforts and investment.

This document summarizes the results of the 2014 comprehensive assessment for SUHSD that provides options for future investment dollars. These components include a review of the entire facility portfolio, a facility condition assessment, an educational adequacy and technology readiness assessment, and a 10-year life cycle forecast. Data are combined to formulate total district-wide investment needs for the next ten years, which in turn can be used to develop a facility master plan and forecast future funding requirements.

The facility condition assessment contains detailed information associated with each building component, including the overall condition of school facilities, as well as life cycle forecasting information that attempts to identify future building and system needs. Updates to and/or the creation of computer-aided design (CAD) site or floor plans was completed. Other information collected during the educational adequacy assessments included an inventory of facility features that support the mission of the schools. All collected data is housed in the M<sup>2</sup>A<sup>2</sup>P<sup>2</sup>S<sup>2</sup>™ assessment database for future access and analysis by the District. This database and application will be provided to the District at the conclusion of the assessment.

### THE SUHSD COMPREHENSIVE ASSESSMENT PROCESS

This report summarizes findings and results for each component of the SUHSD comprehensive assessment. As shown in Figure 1 below, each individual assessment or data gathering exercise leads to the production of a list of needs over the next ten years that is used to finalize facility master plan. Beyond the assessment, the process includes two rounds of community engagement meetings aimed at capturing information and input from the community.



Figure 1: SUHSD Comprehensive Assessment Process



## COMPONENTS OF THE SUHSD COMPREHENSIVE ASSESSMENT

Each comprehensive assessment component is described in further detail below.



### Facility Portfolio

In order to produce accurate data regarding a district's portfolio, a space inventory must be prepared. Jacobs collected and compiled SUHSD's site and floor plans for all buildings within its portfolio. SUHSD provided revisions to their site plans which were then incorporated into the M<sup>2</sup>A<sup>n</sup>P<sup>n</sup>S<sup>TM</sup> database. During the initial stages of the assessment, data were collected, analyzed, and correlated for use throughout the remainder of the assessment to quantify deficiencies. Final results will be used for future facility management.



### Educational Adequacy and Technology Readiness Assessment

MGT of America, Inc. (MGT) conducted assessments of educational adequacy and technology readiness for SUHSD in September through October 2013. In preparation for the site visits, MGT staff met with the district's curriculum and technology specialists to ensure that the MGT data collection software, Building Assessment System (BASYS), was calibrated to measure the SUHSD schools against the district's current educational guidelines. This software has been used to evaluate educational adequacy and technology readiness for thousands of school buildings across the country. BASYS provides a consistent assessment of a district's existing facilities.

MGT conducted two separate assessments: educational adequacy and technology readiness. The educational adequacy assessment evaluates how well the facility supports the educational program that it houses. This assessment looks at both the inside and the outside of the school. For the outside of the school, there are questions regarding parking, traffic safety, play and athletic facilities, and signage. For the inside of the school, there are four areas that are assessed relative to each kind of space: environment, size, adjacency, and storage/fixed equipment.

**Environment** – For example, is the environment conducive to teaching and learning; is there sufficient light, HVAC, and acoustical treatment.

**Size of spaces** – For example, do the classrooms meet the district's size standard; is the cafeteria large enough to seat an appropriate percent of the student body.

**Adjacency of spaces** – For example, is the library adjacent to the classrooms for easy access to information and support; is the music space near other noisy spaces.

**Storage and fixed equipment in spaces** – For example, do the science rooms have fire extinguishers and other safety equipment; is there space in the classrooms for teacher and student materials to be stored.

The technology readiness assessment measures the capability of the existing infrastructure to support information technology and the associated equipment. This assessment does not evaluate the number of computers or other devices. Instead, it reviews the capacity of the infrastructure to support current and planned technology.

These assessments measure the educational and programmatic needs required to promote safe and effective learning environments. A school-by-school assessment of educational adequacy and technology readiness is essential since all of these factors impact the learning environment





## Facility Condition Assessment

The facility condition assessment evaluates each building's overall condition, including its site, roof, structural integrity, the exterior building envelope, the interior, and the mechanical, electrical, and plumbing systems. Two components, Facility Deficiency Cost and 10-year Life Cycle Forecast, of the facility condition assessment are combined to total the cost for facility need.

District project managers and their maintenance staff went through training on the methods of data collection for all systems utilizing Jacobs processes. SUHSD collected all facility condition assessment data that was then entered into M<sup>2</sup>A<sup>n</sup>P<sup>n</sup>S<sup>TM</sup> by Jacobs. The District staff provided information on Jacobs forms based on their intimate knowledge of the facilities, as well as, a visual observation that did not include intrusive measures, destructive investigations, or testing.

The two components are:



### ***Facility Deficiency Cost***

Facility deficiency costs are associated with bringing current systems and components back to a functional state as installed, but do not account for additional funds required to adapt facilities to new construction standards or address capacity.



### ***10-year Life Cycle Forecast***

Life cycle data predicts future facility costs based on the expected remaining life of individual building systems (e.g., roofing, exterior, structural, interior, and more). While a particular building component may not require immediate replacement, it is quite possible for it to reach its end of useful life before or during the commencement of a planned capital construction project. This results in additional costs, which must be accounted for in the planning process.



### **Combined 10-year Need**

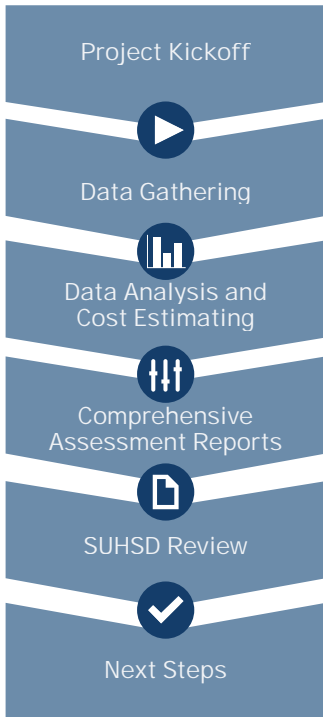
Combining the current condition repair costs with the 10-year life cycle renewal forecast provides the total District need. However, these figures exclude any expansion for classroom additions or new construction for additional enrollment growth. Programmatic changes, school consolidations, and replacements are not included in the combined 10-year need. These items will be considered during capital planning.



### **Facility Master Plan**

The final report will provide project recommendations for each of SUHSD's facilities. These recommendations will be presented by priority and in phases addressing which facilities have the greatest need, and then the subsequent order for remaining facilities. An estimated cost for the renovations, additions, replacements, and new construction will be presented alongside each proposed project.

## FACILITY CONDITION ASSESSMENT METHODOLOGY



## ASSESSMENT METHODOLOGY

The SUHSD comprehensive assessment utilized a five-step methodology summarized below.

1. **Project Kickoff:** The SUHSD comprehensive assessment began in January 2014 with a kickoff meeting to establish goals and objectives.
2. **Data Gathering:** On-site assessments included educational adequacy and facility condition assessment.

Educational adequacy and technology readiness assessments were performed by for each school in the district. Each site visit began with a meeting between the site administrator (typically the principal or assistant principal) and the evaluator to discuss the educational program for the school. The principal then conducted a tour that included both the inside of the building(s) and the outside of the site, including play/athletic fields, parking lots, and circulation areas. The evaluator noted the appropriateness of approximately 75 items, sample criteria shown in Appendix A, the actual number varying depending on the grade level of the school. Recorded data was entered into BASYS and a draft report was generated and reviewed with the site administrator. Community members and staff were included on each building tour.

District project managers and maintenance staff evaluated each building's general condition. SUHSD staff were trained on utilizing Jacobs condition assessment forms and methods. They visited each facility and completed assessment forms identifying current deficiencies at each location, along with building systems and subsystems for each building with the estimated remaining life.

**Data Analysis and Cost Estimating:** Following the assessments, collected data were entered into the **M<sup>A</sup>P<sup>n</sup>P<sup>n</sup>S<sup>TM</sup>** assessment and capital planning database. Jacobs and Gafcon, our local estimating consultant, prepared a soft cost model and replacement cost models. Soft cost models were applied to each deficiency to account for the cost of doing business. Replacement models were developed to prepare Facility Condition Scores.

**Community Input and Engagement Meetings:** Project consultants conducted two types of community input sessions. The first four sessions were held in various regions of the district in March and were organized to gather ideas, issues, and concerns about school facilities. Each participant received a "clicker," an electronic voting device that collected data from each person and then participants were divided by school to discuss the specific needs for each facility. The second four sessions were held in various regions of the district in November and were structured to collect the community response to the data that had been gathered about each school. The data included both physical condition of each building and the educational adequacy for each school. The goal for both sessions was to hear community perspectives about individual schools. In addition to the evening sessions, an online survey, available in both English and Spanish, allowed wider access for all members of the community to participate and provide input. Summary of findings for the March and November 2014 meetings are provided in Appendix G and H.

**Comprehensive Assessment Meetings and Reports:** Project consultants conducted a formal preliminary findings review meeting with facility planning staff in early December and presented results from the comprehensive assessments. The team reviewed data including facility condition (FCI) for each building and educational adequacy, including technology readiness, for each school. The district provided all data regarding capacity and utilization, as well as projected enrollment information.

**Next Steps:** Data compiled in this assessment will be utilized in long-term facility master planning. Often, before identifying a funding stream or even acquiring funding, a district will choose to plan a capital improvement program utilizing facility condition assessment data. By developing decisions based on the prioritization and categorization of needs identified during the assessment, a district can begin planning with an objective foundation for long-term decision making. Combining assessment data with enrollment projections, capacity and utilization data, geographic information data, and community input will help facilitate the development of achievable, long-range options. Such options may include renovations, new construction, school consolidation, attendance area realignment, and possible facility closures.

DRAFT

## Facility Portfolio

SUHSD currently manages more than 3.4 million square feet (sq ft) of permanent educational facilities, and nearly 445 thousand sq ft of temporary buildings on 29 campuses, not including support and administration buildings. SUHSD properties include 13 high school campuses, 11 middle/junior high school campuses, and 5 adult school campuses. Table 1 summarizes the portfolio of permanent and temporary buildings for the entire District. Figure 2 on the left summarizes the breakdown of square footage by school or facility type.

Table 1: SUHSD Facility Portfolio

School/Facility Type	Campuses	Permanent Buildings		Temporary Buildings	
		Count	Sq Ft	Count	Sq Ft
Adult Schools	5	20	162,800	12	41,096
Middle/Junior High Schools	11	152	1,002,501	30	88,188
High Schools	13	221	2,223,762	70	315,960
<b>Total</b>	<b>29</b>	<b>393</b>	<b>3,389,063</b>	<b>112</b>	<b>445,244</b>

## BUILDING AGE

Thirty-three percent of the SUHSD's school buildings were constructed between 1947 and 1966 and another 30 percent were constructed between 1997 and 2006 indicating that the SUHSD building population is balanced between older facilities and newer facilities. Compared to 30-year average life cycle for school buildings, many of the SUHSD's buildings may be approaching revitalization based on this average age. Figure 3 on the left illustrates the SUHSD building age breakdown.

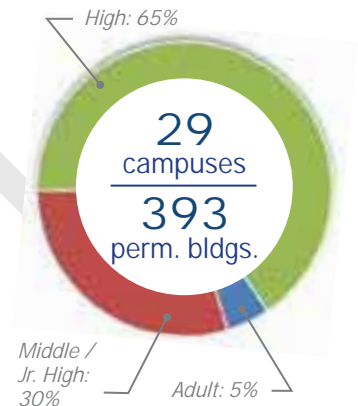


Figure 2: Breakdown of Permanent Square Footage by School Type

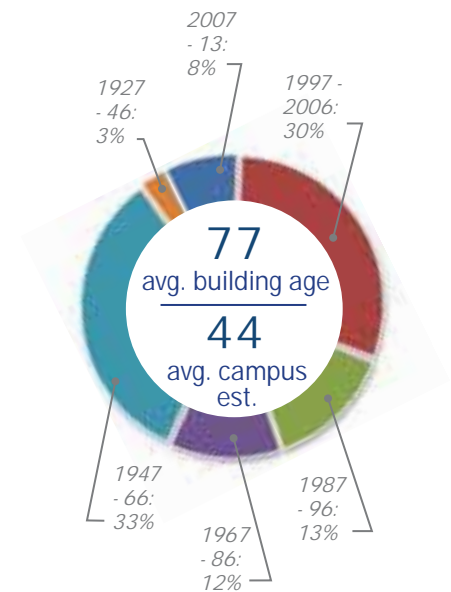


Figure 3: Building Age of SUHSD Facilities

---

## Educational Adequacy Assessment

Educational adequacy is defined as the degree to which a school's facilities can adequately support the instructional mission and methods. It is an essential yet often overlooked element in many districts' attempts to prepare aging facilities for a 21<sup>st</sup> century educational paradigm.

The educational adequacy assessment seeks to answer two questions regarding deficiencies:

- First, what can and must be done to bring a particular school to a standard of adequacy that meets educational and instructional needs, and establishes equity?
- Second, at what point does a school's inability to meet educational and instructional needs suggest that it should be replaced all together?

These two questions have led to educational adequacy improvement allocations typically totaling up to 30 percent of the overall funding requirement for several districts surveyed by the Jacobs team over the last ten years.

The assessment is a standards-based approach with a foundation in consistency and objectivity. Data are collected and compared to the district-wide standards.

As a subconsultant to Jacobs, MGT of America, Inc. conducted assessments of educational adequacy and technology readiness for Sweetwater Unified High School District (SUHSD) in September through October 2013. In preparation for the site visits, MGT staff met with the district's curriculum and technology specialists to ensure that the MGT data collection software, Building Assessment System (BASYS) was calibrated to measure the SUHSD schools against the district's current educational guidelines. This software has been used to evaluate educational adequacy and technology readiness for thousands of school buildings across the country. BASYS provides a consistent assessment of a district's existing facilities.

MGT conducted two separate assessments: educational adequacy and technology readiness. The educational adequacy assessment evaluates how well the facility supports the educational program that it houses. This assessment looks at both the inside and the outside of the school. For the outside of the school, there are questions regarding parking, traffic safety, play and athletic facilities, and signage. For the inside of the school, there are four areas that are assessed relative to each kind of space: environment, size, adjacency, and storage/fixed equipment.

- **Environment** – For example, is the environment conducive to teaching and learning; is there sufficient light, HVAC, and acoustical treatment.
- **Size of spaces** – For example, do the classrooms meet the district's size standard; is the cafeteria large enough to seat an appropriate percent of the student body.
- **Adjacency of spaces** – For example, is the library adjacent to the classrooms for easy access to information and support; is the music space near other noisy spaces.
- **Storage and fixed equipment in spaces** – For example, do the science rooms have fire extinguishers and other safety equipment; is there space in the classrooms for teacher and student materials to be stored.

The technology readiness assessment measures the capability of the existing infrastructure to support information technology and the associated equipment. This assessment does not evaluate the number of computers or other devices. Instead, it reviews the capacity of the infrastructure to support current and planned technology.



These assessments measure the educational and programmatic needs required to promote safe and effective learning environments. A school-by-school assessment of educational adequacy and technology readiness is essential since all of these factors impact the learning environment

Educational adequacy and technology readiness assessments were performed by MGT of America, Inc. for each school in the district. Each site visit began with a meeting between the site administrator (typically the principal or assistant principal) and the evaluator to discuss the educational program for the school. The principal then conducted a tour that included both the inside of the building(s) and the outside of the site, including play/athletic fields, parking lots, and circulation areas. The evaluator noted the appropriateness of approximately 75 items, sample criteria shown in Appendix Z, the actual number varying depending on the grade level of the school. Recorded data was entered into BASYS and a draft report was generated and reviewed with the site administrator. Community members and staff were included on each building tour.

### EDUCATIONAL SUITABILITY ASSESSMENT

The educational suitability assessment evaluates how well the facility supports the educational program that it houses. Each school receives one suitability score which applies to all the buildings at the facility. The educational suitability of each school was assessed with BASYS® using the following categories:

ENVIRONMENT	The overall environment of the schools with respect to creating a safe and positive learning environment.
CIRCULATION	Pedestrian/vehicular circulation and the appropriateness of site facilities and signage.
SUPPORT SPACE	The existence of facilities and spaces to support the educational program being offered. These include general classrooms, special learning spaces (e.g. music rooms, libraries, science labs), and support spaces (e.g. administrative offices, counseling offices, reception areas, kitchens, health clinics).
SIZE	The adequacy of the size of the program spaces.
LOCATION	The appropriateness of adjacencies (e.g., physical education space separated from quiet spaces).
STORAGE & FIXED EQUIPMENT	The appropriateness of utilities, fixed equipment, storage, and room surfaces (e.g. flooring, ceiling materials, wall coverings).

Suitability scores are interpreted as follows:

90+	<b>Excellent:</b> The facility is designed to provide for and support a majority of the educational program offered. It may have a minor suitability issues but overall it meets the needs of the educational program.
80-89	<b>Good:</b> The facility is designed to provide for and support the educational program offered. It may have minor suitability issues but generally meets the needs of the educational program.
70-79	<b>Fair:</b> The facility has some problems meeting the needs of the educational program and will require remodeling.
60-69	<b>Poor:</b> The facility has numerous problems meeting the needs of the educational program and needs significant remodeling, additions, or replacement.
BELOW 60	<b>Unsatisfactory:</b> The facility is unsuitable in support of the educational program.

*Exhibit X-1* presents the range and average of suitability scores by facility type. The suitability scores range from 53 to 91. The average scores fall within the "Fair" category:

*Exhibit X-1. SUHSD Suitability Score Ranges*

SITE TYPE	SUITABILITY SCORE RANGE		AVERAGE SUITABILITY SCORE
	LOW	HIGH	
Middle Schools	67.40	86.87	75.84
High Schools	53.11	90.90	76.49
Adult Schools	69.45	84.33	78.36

Source: MGT of America, Inc., 2014.

Exhibit X-2 presents the educational suitability score for each school. As the scores indicate, some schools have significant suitability deficiencies. Specific deficiency details for each school can be found in **Appendix B – Educational Adequacy Summary**.

Exhibit X-2. SUHSD Suitability Scores – by Site

SITE NAME	SUITABILITY SCORE
<b>Middle Schools</b>	
Bonita Vista Middle	72.69
Castle Park Middle	72.75
Chula Vista Middle	68.99
Eastlake Middle	86.87
Granger Junior High	73.75
Hilltop Middle	67.40
Mar Vista Middle	75.61
Montgomery Middle	83.08
National City Middle	75.11
Rancho Del Rey Middle	81.42
Southwest Middle	76.61
MIDDLE SCHOOL AVERAGE	75.84
<b>High Schools</b>	
Bonita Vista High	68.45
Castle Park High	80.34
Chula Vista High	68.89
Eastlake High	77.12
Hilltop High	69.96
Mar Vista High	76.05
Montgomery High	80.56
Olympian High	90.90
Otay Ranch High	90.90
Palomar High	53.11
San Ysidro High	88.60
Southwest High	78.24
Sweetwater High	71.21
HIGH SCHOOL AVERAGE	76.49
<b>Adult Schools</b>	
Chula Vista Adult	69.45
Imperial Beach Adult	77.23
National City Adult	84.33
San Ysidro Adult	82.45
ADULT SCHOOL AVERAGE	78.63
<b>DISTRICT AVERAGE</b>	<b>76.50</b>

Source: MGT of America, Inc., 2014.



## TECHNOLOGY READINESS ASSESSMENT SUMMARY

The BASYS® technology readiness score measures the capability of the existing infrastructure to support information technology and associated equipment. The score can be interpreted as follows:

90+	<b>Excellent:</b> The facility has excellent infrastructure to support information technology.
80-89	<b>Good:</b> The facility has the infrastructure to support information technology.
70-79	<b>Fair:</b> The facility is lacking in some infrastructure to support information technology.
60-69	<b>Poor:</b> The facility is lacking significant infrastructure to support information technology.
BELOW 60	<b>Unsatisfactory:</b> The facility has little or no infrastructure to support information technology.

Exhibit X-3 presents the range of technology scores and the average technology scores by facility type. Technology readiness scores vary from 77 to 100, with the averages in the "Excellent" to "Good" categories.

Exhibit X-3. SUHSD Technology Score Ranges

SITE TYPE	TECHNOLOGY READINESS SCORE RANGE		AVERAGE TECHNOLOGY SCORE
	Low	High	
Middle Schools	76.70	100.00	89.10
High Schools	77.50	100.00	87.97
Adult Schools	82.50	97.50	90.63

Source: MGT of America, Inc., 2014.

Exhibit X-4 presents the technology readiness score for each school site. Specific deficiency details for each school can be found in **Appendix C – Technology Readiness Summary**.

Exhibit X-4. SUHSD Technology Scores – by Site

SITE NAME	TECHNOLOGY SCORE
<b>Middle Schools</b>	
Bonita Vista Middle	85.00
Castle Park Middle	86.70
Chula Vista Middle	95.00
Eastlake Middle	100.00
Granger Junior High	92.50
Hilltop Middle	77.50
Mar Vista Middle	90.00
Montgomery Middle	100.00
National City Middle	82.50
Rancho Del Rey Middle	76.70
Southwest Middle	94.20
MIDDLE SCHOOL AVERAGE	89.10
<b>High Schools</b>	
Bonita Vista High	85.00
Castle Park High	81.70
Chula Vista High	77.50
Eastlake High	77.65
Hilltop High	85.00
Mar Vista High	81.70
Montgomery High	91.70
Olympian High	100.00
Otay Ranch High	100.00
Palomar High	95.00
San Ysidro High	96.70
Southwest High	89.20
Sweetwater High	82.50
Bonita Vista High	85.00
Castle Park High	81.70
Wichita Falls HS	91.70
HIGH SCHOOL AVERAGE	87.97
<b>Adult Schools</b>	
Chula Vista Adult	97.50
Imperial Beach Adult	82.50
National City Adult	95.00
San Ysidro Adult	87.50
ADULT SCHOOL AVERAGE	90.63
<b>DISTRICT AVERAGE</b>	<b>88.79</b>

Source: MGT of America, Inc., 2014.

## RESULTS

At SUHSD, total addressable educational adequacy costs total \$60.0 million, which includes \$1.6 million in technology readiness costs; this is 20 percent of the total deficiency cost. It is critical to consider not only the building condition but also the educational adequacy and technology needs in any assessment as it is no longer enough to provide a sound building; schools must also be educationally effective learning environments.

Table 2 presents the educational adequacy score, technology readiness score and their associated costs by school type.

*Table 2. Educational Adequacy and Technology Readiness Summary*

	Suit Score	Tech Score	Educational Adequacy Deficiencies		Technology Readiness Deficiencies	
<b>Middle School</b>	75.84	89.10	\$	18,236,594	\$	423,499
<b>High School</b>	76.49	87.97	\$	37,608,110	\$	1,099,417
<b>Adult School</b>	78.36	90.63	\$	2,633,911	\$	37,318
<b>Total/Average</b>	76.50	88.79	\$	58,478,615	\$	1,560,233



## Facility Condition Assessment and Life Cycle Renewal

### FACILITY CONDITION ASSESSMENT SUMMARY

A facility condition assessment evaluates the general health of physical facilities by identifying and prioritizing deficiencies that require correction for long-term use of the campus. Observations are typically organized into site, architectural, structural, mechanical, electrical, plumbing, and roofing disciplines.

The facility condition assessment at SUHSD included a comprehensive evaluation that assessed both current deficiencies and building system life cycles. At the conclusion of the building assessment, deficiencies were compiled to develop repair costs for each facility.

Life cycle analysis typically looks at the ages of systems in a building to forecast system replacement as it reaches the end of its serviceable life. The existing deficiencies that currently require correction are identified and assigned a priority. An example of a life cycle system replacement might be a roof with a 20-year life that has been in place for 15 years and may be in need of replacement in five years. An example of a current deficiency might include a broken lighting fixture or an inoperable roof top air conditioning unit.

All SUHSD assessment survey teams were trained to record existing conditions, identify problems and deficiencies, document corrective action and quantities, and identify priorities for repair. Published checklists and definitions were used for consistency and completeness of data among the different survey teams. Digital photos were taken at each school to better identify significant deficiencies. Following the assessment, a separate Jacobs data entry team entered the identified deficiencies, using a specific code structure to ensure accuracy, into the **M<sup>a</sup>P<sup>n</sup>P<sup>n</sup>S<sup>TM</sup>** assessment and capital planning database.

## FACILITY DEFICIENCY PRIORITY LEVELS

Facility deficiencies were compiled into a list for all facilities in the District's portfolio. Deficiencies were ranked according to five priority levels, with Priority 1 items being the most critical to address:

- **Priority 1 – Mission Critical Concerns:** Deficiencies or conditions that may directly affect the school's ability to remain open or deliver the educational curriculum. These deficiencies typically include items related to building safety, code compliance, severely damaged or failing building components, and other items that require near-term correction. An example of a Priority 1 deficiency may be a fire alarm system replacement.
- **Priority 2 – Indirect Impact to Educational Mission:** Items that may progress to a Priority 1 item if not addressed in the near term. Examples of Priority 2 deficiencies include inadequate roofing that could cause deterioration of integral building systems, and conditions affecting building envelopes, such as roof and window replacements.
- **Priority 3 – Short-Term Conditions:** Deficiencies that are necessary to the mission of the school, but may not require immediate attention. These items should be considered necessary improvements requiring incorporation in order to maximize efficiency and usefulness of the facility. Examples of Priority 3 items include site improvements and plumbing deficiencies.
- **Priority 4 – Long-Term Requirements:** Items or systems which are likely to require attention within the next five years or would be considered an improvement to the instructional environment. The improvements may be aesthetic or may provide greater functionality. Examples include cabinets, finishes, paving, removal of abandoned equipment, and educational accommodations associated with special programs.
- **Priority 5 – Enhancements:** These items are deficiencies that are aesthetic in nature or are considered enhancements. Typical deficiencies in this priority may include repainting, recarpeting, improved signage, or other items that provide for an improved facility environment. These items may be optional to the district, but are generally included under a comprehensive renovation project plan.

Table 5 depicts schools or facility type and their associations, in dollars, by priority level. These amounts include both educational adequacy, as well as facility condition-related deficiencies. The table indicates that the majority of total deficiencies are at the high schools and are Priority 3, which may impact the educational mission of the facility over the short-term.

Table 5: SUHSD Building Type Deficiencies by Priority Level

Type	Priority 1	Priority 2	Priority 3	Priority 4	Priority 5	Total
<b>Schools</b>						
High Schools	\$ 24,753,692	\$ 36,867,917	\$ 122,375,905	\$ 41,729,330	\$ 7,717,079	\$ 233,443,923
Middle/Junior High Schools	\$ 5,030,170	\$ 14,336,363	\$ 70,398,219	\$ 26,318,978	\$ 5,614,192	\$ 121,697,922
Adult Schools	\$ 5,447,463	\$ 2,395,201	\$ 15,826,545	\$ 4,579,376	\$ 369,095	\$ 28,617,681
<b>Total Schools</b>	<b>\$ 35,231,325</b>	<b>\$ 53,599,481</b>	<b>\$ 208,600,669</b>	<b>\$ 72,627,685</b>	<b>\$ 13,700,366</b>	<b>\$ 383,759,526</b>

## FACILITY DEFICIENCY PRIORITY LEVELS

- 1 Mission Critical Concerns
- 2 Indirect Impact to Educational Mission
- 3 Short-Term Conditions
- 4 Long-Term Requirements
- 5 Enhancements

## FACILITY DEFICIENCY BY BUILDING SYSTEM

Facility deficiencies are divided into 12 industry-standard building systems with multiple subsystems and subsystem types. The 12 systems include:

- Site • Interior • Fire and Life Safety
- Roofing • HVAC • Technology
- Exterior • Plumbing • Conveyances
- Structural • Electrical • Specialties

Table 6 shows building system type and their associations, in dollars, by priority. These amounts include both educational adequacy, as well as facility condition-related deficiencies. The table indicates that the majority of the deficiencies are related to the electrical system or roofing. The majority of the electrical deficiencies are Priority 4, whereas the majority of the roofing deficiencies are Priority 1, indicating a significant investment in the roofing systems across the district may be needed in the near future.

Table 6: SUHSD Building System Deficiencies by Priority Level

Building System	Priority 1	Priority 2	Priority 3	Priority 4	Priority 5	Total
Site	\$ 602,418	\$ 979,032	\$ 7,533,375	\$ 12,221,712	\$ 4,533,092	\$ 25,869,630
Roofing	\$ 33,318,578	\$ 1,493,978	\$ 6,250,162	\$ 124,763	\$ 2,013	\$ 41,189,495
Structural	\$ -	\$ -	\$ -	\$ 5,179,496	\$ -	\$ 5,179,496
Exterior	\$ -	\$ 6,420,790	\$ 3,047,701	\$ 4,274,308	\$ 1,936,984	\$ 15,679,783
Interior	\$ -	\$ 293,061	\$ 10,823,478	\$ 1,834,063	\$ 3,563,377	\$ 16,513,980
Mechanical	\$ -	\$ 20,695,451	\$ 1,762,887	\$ 2,281,688	\$ 20,363	\$ 24,760,390
Electrical	\$ -	\$ 7,201,874	\$ 12,466,313	\$ 32,464,548	\$ 795,008	\$ 52,927,743
Plumbing	\$ 1,159,445	\$ 184,547	\$ 10,333,600	\$ 4,977,172	\$ 16,473	\$ 16,671,236
Fire and Life Safety	\$ 24,249	\$ 14,563,457	\$ -	\$ -	\$ -	\$ 14,587,707
Technology	\$ -	\$ -	\$ 4,045	\$ 7,697,390	\$ -	\$ 7,701,435
Conveyances	\$ -	\$ -	\$ 89,553	\$ -	\$ -	\$ 89,553
Specialties	\$ 126,635	\$ 1,767,290	\$ 13,686	\$ 1,572,545	\$ 2,833,055	\$ 6,313,210
Educational Adequacy	\$ -	\$ -	\$ 60,342,884	\$ -	\$ -	\$ 60,342,884
District Requirements	\$ -	\$ -	\$ 95,932,986	\$ -	\$ -	\$ 95,932,986
<b>Total</b>	<b>\$ 35,231,325</b>	<b>\$ 53,599,481</b>	<b>\$ 208,600,669</b>	<b>\$ 72,627,685</b>	<b>\$ 13,700,366</b>	<b>\$ 383,759,526</b>

## FACILITY DEFICIENCY BY CATEGORY

The Jacobs team has categorized the types of costs associated with SUHSD facilities. The different types of categories utilized are:

- **ADA Compliance** – Current deficiencies related to the Americans with Disabilities Act.
- **Capital Renewal** – Current deficiencies requiring replacement, which have reached or exceeded serviceable life. These are current and do not include forecasted renewals.
- **Code Compliance** – Deficiencies related to current codes. Many of these code compliance items may fall under grandfather clauses, allowing the buildings to operate under the codes that were in effect at the time of construction but are no longer current.
- **Deferred Maintenance** – Planned work which corrects deficiencies that have been postponed beyond the regular life expectancy of the system/facility.
- **Educational Adequacy** – Deficiencies that are based on the educational adequacy and technology readiness scores.
- **Functional Deficiencies** – Deficiencies for a component or system that has failed before the end of its expected life.
- **New Construction** – Deficiencies having to do with construction of new systems or components.

Table 7 outlines each deficiency category and its association, in dollars, by priority. The category 'Capital Renewal' yields a total deficiency, in dollars, of \$166.1 million. Many capital renewal costs consist of older building systems that have reached the end of their life. Priority 3 deficiencies, in dollars, for all categories are the highest at \$112.4 million.

Table 7: Deficiency Category by Priority

Deficiency Category	Priority 1	Priority 2	Priority 3	Priority 4	Priority 5	Total
<b>ADA Compliance</b>	\$ 602,418	\$ 477,747	\$ 4,374,313	\$ 32,187	\$ -	<b>\$ 5,486,666</b>
<b>Capital Renewal</b>	\$ 33,454,408	\$ 37,647,077	\$ 41,441,547	\$ 54,204,503	\$ 4,519,173	<b>\$ 171,266,708</b>
<b>Code Compliance</b>	\$ 15,054	\$ 1,545,926	\$ 1,146,696	\$ -	\$ -	<b>\$ 2,707,676</b>
<b>Deferred Maintenance</b>	\$ 1,159,445	\$ 2,896,642	\$ 99,982,023	\$ 16,378,348	\$ 9,181,193	<b>\$ 129,597,650</b>
<b>Educational Adequacy</b>	\$ -	\$ -	\$ 60,342,884	\$ -	\$ -	<b>\$ 60,342,884</b>
<b>Functional Deficiency</b>	\$ -	\$ 11,032,090	\$ 1,304,682	\$ 1,582,940	\$ -	<b>\$ 13,919,711</b>
<b>New Construction</b>	\$ -	\$ -	\$ 8,524	\$ 429,707	\$ -	<b>\$ 438,231</b>
<b>Total</b>	<b>\$ 35,231,325</b>	<b>\$ 53,599,481</b>	<b>\$ 208,600,669</b>	<b>\$ 72,627,685</b>	<b>\$ 13,700,366</b>	<b>\$ 383,759,526</b>

## LIFE CYCLE RENEWAL

The final component of the assessment is the life cycle renewal forecast. The life cycle of building systems and components plays a major role in properly developing a long-range master facilities plan. During the facilities condition assessment, all major building systems were inspected. If the SUHSD assessor identified a need for immediate replacement, a deficiency was created with the associated repair costs for the particular item. The identified deficiency contributes to the total current repair costs for a given facility.

However, capital planning scenarios occur over a number of years, as opposed to being constrained to immediate repairs. Construction projects may be initiated several years after the initial facility condition assessment. Hence, it is necessary to forecast any future costs associated with a facility beyond the current year repair costs. This is accomplished by utilizing a 10-year life cycle renewal forecast model.

Life cycle renewal may be defined as the projection of future building system costs based upon each individual system's expected serviceable life. Building systems and components age over time, eventually break down, and reach the end of their useful life, at which point they may require replacement. While an item may be in good condition now, it is possible for it to reach its end of life before the date of a planned construction project.

Facilities are divided into 11<sup>1</sup> industry-standard building systems that have life cycle renewal needs, with multiple subsystems and subsystem types. The 11 systems include:

- Site • HVAC • Technology
- Roofing • Electrical • Conveyances
- Exterior • Plumbing • Specialties
- Interior • Fire and Life Safety

Life cycle data for SUHSD was obtained during the facility condition assessment and is shown in Tables 8 and 9 below, categorized by system type and by building type, respectively. The total life cycle forecast for repair costs over a 10-year period is \$326.6 million. Nearly a third of the costs are related to the exterior building system, with most of the costs not occurring until 9 years out.

Table 6: 10-year Life Cycle Forecast by Building System

Building System	Year 1 2015	Year 2 2016	Year 3 2017	Year 4 2018	Year 5 2019	Year 6 2020	Year 7 2021	Year 8 2022	Year 9 2023	Year 10 2024	Total
Site	\$ 16,612	\$ 143,694	\$ 13,464,279	\$ 3,641,481	\$ 330,579	\$ 303,170	\$ 571,890	\$ 9,641,250	\$ 215,126	\$ -	\$ 28,328,081
Roofing	\$ -	\$ 96,301	\$ -	\$ 524,038	\$ -	\$ -	\$ -	\$ 900,069	\$ -	\$ 5,379,116	\$ 6,899,524
Exterior	\$ -	\$ 5,135,813	\$ 12,762,802	\$ 1,735,917	\$ 3,661,612	\$ 7,914,877	\$ 7,975,868	\$ 12,695,008	\$ 51,348,003	\$ 6,440,289	\$ 109,670,189
Interior	\$ -	\$ 5,752,535	\$ 11,935,121	\$ 9,168,473	\$ 659,512	\$ 19,800,765	\$ 5,664,532	\$ 8,445,399	\$ 7,071,469	\$ 6,386,530	\$ 74,884,336
HVAC	\$ -	\$ -	\$ 15,194	\$ 926,812	\$ 5,304,047	\$ 257,650	\$ 52,778	\$ 1,133,386	\$ -	\$ 11,392,295	\$ 19,082,162
Plumbing	\$ 1,765	\$ -	\$ 238,385	\$ 297,430	\$ 122,254	\$ 6,747,508	\$ 10,373	\$ 289,102	\$ 5,940,684	\$ 706,436	\$ 14,353,937
Electrical	\$ 350,416	\$ 293,622	\$ 1,019,296	\$ 607,787	\$ 32,322	\$ 275,136	\$ -	\$ 2,061,173	\$ 1,293,152	\$ 200,514	\$ 6,133,418
Technology	\$ -	\$ 110,821	\$ 125,998	\$ 3,450,104	\$ -	\$ 23,613	\$ -	\$ 951,731	\$ -	\$ -	\$ 4,662,267
Fire and Life Safety	\$ -	\$ 166,570	\$ 4,009,585	\$ 416,930	\$ -	\$ 6,164,722	\$ -	\$ -	\$ 31,850,289	\$ 58,196	\$ 42,666,292
Conveyances	\$ -	\$ -	\$ -	\$ -	\$ -	\$ 136,945	\$ -	\$ -	\$ -	\$ -	\$ 136,945
Specialties	\$ -	\$ -	\$ 79,527	\$ -	\$ -	\$ 19,694,788	\$ -	\$ -	\$ 47,335	\$ -	\$ 19,821,650
<b>Total</b>	<b>\$ 368,793</b>	<b>\$ 11,699,356</b>	<b>\$ 43,650,187</b>	<b>\$ 20,244,934</b>	<b>\$ 10,634,364</b>	<b>\$ 61,319,174</b>	<b>\$ 14,275,441</b>	<b>\$ 36,117,118</b>	<b>\$ 97,766,058</b>	<b>\$ 30,563,376</b>	<b>\$ 326,638,801</b>

Table 7: 10-year Life Cycle Forecast by Building Type

Facility Type	Year 1 2015	Year 2 2016	Year 3 2017	Year 4 2018	Year 5 2019	Year 6 2020	Year 7 2021	Year 8 2022	Year 9 2023	Year 10 2024	Total
<b>Schools</b>											
High Schools	\$ 368,793	\$ 7,194,348	\$ 37,761,686	\$ 13,705,807	\$ 7,392,409	\$ 33,919,254	\$ 9,502,560	\$ 25,084,095	\$ 81,908,071	\$ 19,079,264	\$ 235,916,287
Middle Schools	\$ -	\$ 3,745,269	\$ 4,764,859	\$ 5,270,765	\$ 2,391,059	\$ 24,328,234	\$ 3,454,749	\$ 9,620,008	\$ 14,774,926	\$ 11,014,597	\$ 79,364,466
Adult Schools	\$ -	\$ 759,739	\$ 1,123,642	\$ 1,268,362	\$ 850,896	\$ 3,071,686	\$ 1,318,132	\$ 1,413,015	\$ 1,083,061	\$ 469,515	\$ 11,358,048
<b>Total Schools</b>	<b>\$ 368,793</b>	<b>\$ 11,699,356</b>	<b>\$ 43,650,187</b>	<b>\$ 20,244,934</b>	<b>\$ 10,634,364</b>	<b>\$ 61,319,174</b>	<b>\$ 14,275,441</b>	<b>\$ 36,117,118</b>	<b>\$ 97,766,058</b>	<b>\$ 30,563,376</b>	<b>\$ 326,638,801</b>

<sup>1</sup> Note that all disciplines that have facility deficiencies have life cycle renewal deficiencies.



## FACILITY CONDITION SCORE

The Facility Condition Index (FCI) is a widely used indicator that provides a relative scale of the overall condition of a given facility or group of facilities within a portfolio. The index is derived by dividing the total repair cost, including educational adequacy and site-related repairs, by the total replacement cost.

The Facility Condition Score is calculated by subtracting the FCI from 100 percent. A campus-level Facility Condition Score encompasses the site and the combination of all structures belonging to that campus. An economic analysis generally suggests that Facility Condition Scores less than 35 percent represent the point where facilities should be considered for replacement. This value typically indicates the point where further expenditures on a building offer little return when compared to the potential cost of replacing that facility.

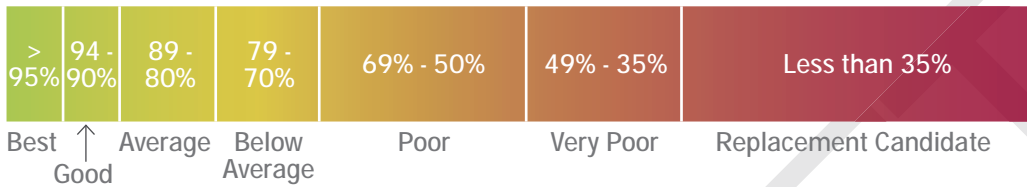


Figure 5: FCI Rating Scale

It is important to note that this replacement threshold is not conclusive, but is intended to initiate planning discussions in which other relevant issues with regard to a facility's disposition must be incorporated. This merely suggests where conversations regarding replacement might occur. Other factors such as historical significance, community sentiment, and enrollment trends will create additional variables for replacement consideration.

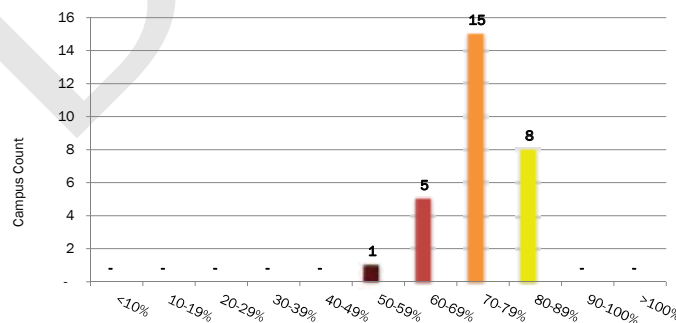
## FACILITY CONDITION SCORE BY CAMPUS

Table 10 and Figure 6 show the range of Facility Condition Scores at the campus level within SUHSD. The majority of the campus scores are greater than 70 percent, indicating that the overall health of the District is good to average. The campus scoring less than 60 percent is Hilltop Middle School. A campus condition summary is found in Appendix E.

Table 8: FCI by Campus

FCI	Campuses	Area
<10%	-	-
10-19%	-	-
20-29%	-	-
30-39%	-	-
40-49%	-	-
50-59%	1	94,771
60-69%	5	348,322
70-79%	15	2,008,547
80-89%	8	1,382,667
90-100%	-	-
>100%	-	-
<b>Total</b>	<b>29</b>	<b>3,834,307</b>

Figure 6: Campus FCI Range



## FACILITY CONDITION INDEX

1



Total Building Repair  
Cost



Total Replacement  
Cost



Facility Condition  
Index (FCI)

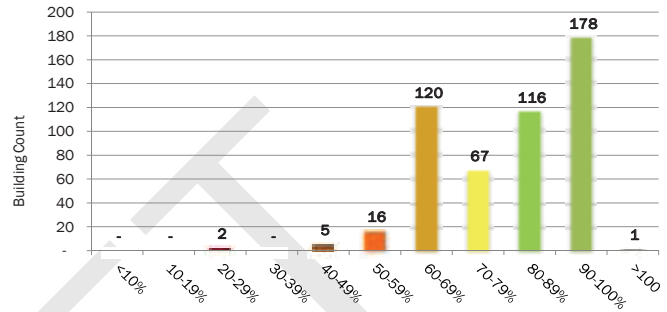
## FACILITY CONDITION SCORE BY BUILDING

Table 11 and Figure 7 show the range of Facility Condition Scores at the building level within SUHSD. This chart indicates that the majority of SUHSD buildings have an score greater than 70 percent with a few buildings reaching lower scores. The majority of the buildings with low scores were constructed in the 1960's and 1970's. A building condition summary is found in Appendix F.

Table 9: FCI by Building Area

FCI	Buildings	Area
<10%	-	-
10-19%	-	-
20-29%	2	6,918
30-39%	-	-
40-49%	5	13,078
50-59%	16	54,400
60-69%	120	657,986
70-79%	67	401,070
80-89%	116	991,323
90-100%	178	1,697,046
>100	1	12,486
<b>Total</b>	<b>505</b>	<b>3,834,307</b>

Figure 7: Building FCI Range



## SOFT COSTS AND REPLACEMENT COST MODELS

For planning and budgeting purposes, facility assessments customarily add a soft cost multiplier onto deficiency repair cost estimates. This soft cost multiplier accounts for a markup that districts typically incur when contracting for renovation and construction services. Soft costs typically include construction cost factors, such as contractor overhead and profit, as well as labor and material inflation, professional fees, and district administrative costs. District administrative costs include testing, permitting, legal, and advertising fees, as well as contingencies and escalation to the midpoint of construction. All stated costs in this assessment summary report include a soft cost markup for planning and budgeting purposes. These are estimates, and costs will vary at the time of construction.

Replacement cost models for each facility type were developed based on RSMEANS® and industry experience. Replacement cost models are developed on a cost per square foot basis. These values are applied to the actual square footage of the facility in order to estimate the actual replacement cost.

Both soft cost and replacement cost models were reviewed with the District for accuracy and applicability to ensure that they align with costs that the District has experienced previously.



## Summary of Findings & Combined 10-year Need

Findings of the SUHSD comprehensive assessment are fully detailed in the following sections. These findings have been summarized to give a clear picture of the state of SUHSD's facilities over the next ten years. Summarized findings presented below give a quick glance of overall summary information.

Over the next ten years, anticipated deficiencies and life cycle renewal forecast are expected to reach \$710.4 million in facility-related improvement needs. Facility condition assessments revealed \$383.8million of total need – this includes \$60.3 million of educational adequacy deficiencies and \$323.4 million related to the physical condition of the facilities. Of the \$60.3 million in educational adequacy, \$1.6 million are related to technology readiness. Approximately 13 percent of building condition needs are related to electrical systems and 10 percent are related to roofing systems. Considering SUHSD's average campus age is 44 years, many of the electrical and roofing systems in the District are reaching the end of their useful lives.

The projected 10-year life cycle renewal needs for SUHSD's facilities are estimated to be \$326.6 million. Nearly a third of the costs are associated with the exterior building system. The majority of these costs will be incurred nine years out.

The Facility Condition Score is a formula that provides a general indicator of a building's health. The Facility Condition Score is calculated by dividing the total cost of repair into the total replacement cost and subtracting that from 100 percent. The majority of SUHSD's campus and building FCIs are greater than 70 percent, indicating that the majority of the District's buildings are in average to good health.

Table 13 presents the current facility deficiencies, along with the 10-year life cycle renewal forecast projecting future costs by facility type. Combining the current need with the next ten years of anticipated life cycle renewal forecast indicates SUHSD's need is approximately \$710.4 million in facility-related improvements. These figures exclude any classroom additions or new construction for additional enrollment growth or program expansion.

Table 10: Combined 10-Year Need

Deficiency Type	High Schools	Middle/Junior High Schools	Adult Schools	Total
<b>Current Deficiencies</b>	\$ 194,979,652	\$ 102,490,538	\$ 25,946,453	\$ 323,416,642
<b>Educational Adequacy</b>	\$ 38,464,271	\$ 19,207,384	\$ 2,671,229	\$ 60,342,884
<b>10 yr Life Cycle</b>	\$ 235,916,287	\$ 79,364,466	\$ 11,358,048	\$ 326,638,801
<b>Total</b>	<b>\$ 469,360,210</b>	<b>\$ 201,062,388</b>	<b>\$ 39,975,729</b>	<b>\$ 710,398,327</b>

---

## Appendix A – Educational Adequacy & Technology Readiness

The following charts provide a summary of the educational adequacy and technology readiness scoring.

DRAFT

Item Name	Possible Points	Rating	Pct
<b>Suitability - MS</b>	<b>100.000</b>		
<b>Learning Environment</b>	<b>8.500</b>		
<b>Learning Style Variety</b>	<b>5.000</b>		
EXCEL: All or nearly all: Spaces allow for various group sizes, projects, individual workstations, as well as general classrooms. Spaces are flexible, allowing for differentiated instruction to accommodate multiple teaching and learning styles.		<b>Excel</b>	<b>100%</b>
GOOD: Most criteria met: Spaces allow for various group sizes, projects, individual workstations, as well as general classrooms. Spaces are flexible, allowing for differentiated instruction to accommodate multiple teaching and learning styles.		<b>Good</b>	<b>80%</b>
FAIR: Some criteria met: Spaces allow for various group sizes, projects, individual workstations, as well as general classrooms. Spaces are flexible, allowing for differentiated instruction to accommodate multiple teaching and learning styles.		<b>Fair</b>	<b>65%</b>
POOR: Few criteria met: Spaces allow for various group sizes, projects, individual workstations, as well as general classrooms. Spaces are flexible, allowing for differentiated instruction to accommodate multiple teaching and learning styles.		<b>Poor</b>	<b>50%</b>
UNSAT: None of the criteria met: Spaces allow for various group sizes, projects, individual workstations, as well as general classrooms. Spaces are flexible, allowing for differentiated instruction to accommodate multiple teaching and learning styles.		<b>Unsat</b>	<b>0%</b>
<b>Interior Environment</b>	<b>2.000</b>		
EXCEL: The facility provides an inviting and stimulating environment. Spatial configurations, interior circulation, natural light, acoustics, temp, air quality, lighting levels and the overall aesthetics support and promote learning.		<b>Excel</b>	<b>100%</b>
GOOD: Facility has most elements to provide an inviting and stimulating environment. Most spatial configurations, interior circulation, natural light, acoustics, temp, air quality, lighting levels and the overall aesthetics support and promote learning.		<b>Good</b>	<b>80%</b>
FAIR: Facility has some elements to provide an inviting and stimulating environment. Some spatial configurations, interior circulation, natural light, acoustics, temp, air quality, lighting levels and the overall aesthetics support and promote learning.		<b>Fair</b>	<b>65%</b>
POOR: Facility has few elements to provide an inviting and stimulating environment. Few spatial configurations, interior circulation, natural light, acoustics, temp, air quality, lighting levels and the overall aesthetics support and promote learning.		<b>Poor</b>	<b>50%</b>
UNSAT: Facility has no elements to provide an inviting and stimulating environment. No spatial configurations, natural light, acoustics, temp, air quality, lighting levels and the overall aesthetics support and promote learning.		<b>Unsat</b>	<b>0%</b>
<b>Exterior Environment</b>	<b>1.500</b>		
EXCEL: Exterior facility promotes additional learning opportunities through outdoor learning labs and social gathering spaces.		<b>Excel</b>	<b>100%</b>
GOOD: Exterior facility provides many additional learning opportunities through outdoor learning labs and social gathering spaces.		<b>Good</b>	<b>80%</b>
FAIR: Exterior facility provides some additional learning opportunities through outdoor learning labs and social gathering spaces.		<b>Fair</b>	<b>65%</b>
POOR: Exterior facility provides few additional learning opportunities through outdoor learning labs and social gathering spaces.		<b>Poor</b>	<b>50%</b>
UNSAT: Exterior facility does not promotes additional learning opportunities through outdoor learning labs and social gathering spaces.		<b>Unsat</b>	<b>0%</b>
<b>General Classrooms</b>	<b>19.500</b>		
<b>Environment</b>	<b>3.900</b>		
EXCEL: All or nearly all criteria met: Room(s) provide an inviting and stimulating environment: spatial config. aligns with the instructional program, appropriate natural light, views, acoustics, temp, air quality, lighting levels and overall aesthetics.		<b>Excel</b>	<b>100%</b>
GOOD: Most criteria met: Room(s) provide an inviting and stimulating environment: spatial configuration aligns with the instructional program, appropriate natural light, views, acoustics, temp, air quality, lighting levels and overall aesthetics.		<b>Good</b>	<b>80%</b>
FAIR: Some criteria met: Room(s) provide an inviting and stimulating environment: spatial configuration aligns with the instructional program, appropriate natural light, views, acoustics, temp, air quality, lighting levels and overall aesthetics.		<b>Fair</b>	<b>65%</b>
POOR: Few criteria met: Room(s) provide an inviting and stimulating environment: spatial configuration aligns with the instructional program, appropriate natural light, views, acoustics, temp, air quality, lighting levels and overall aesthetics.		<b>Poor</b>	<b>50%</b>
UNSAT: None of the criteria met: Room(s) provide an inviting and stimulating environment: spatial configuration aligns with the instructional program, appropriate natural light, views, acoustics, temp, air quality, lighting levels and overall aesthetics.		<b>Unsat</b>	<b>0%</b>
<b>Size</b>	<b>9.750</b>		
EXCEL: 90-100% of criteria met: Room(s) meet instructional space guidelines/standards.		<b>Excel</b>	<b>100%</b>
GOOD: 80-89% of criteria met: Room(s) meet instructional space guidelines/standards.		<b>Good</b>	<b>80%</b>
FAIR: 65-79% of criteria met: Room(s) meet instructional space guidelines/standards.		<b>Fair</b>	<b>65%</b>

Item Name	Possible Points	Rating	Pct
POOR: 50-64% of criteria met: Room(s) meet instructional space guidelines/standards.		Poor	50%
UNSAT: <50% of criteria met: Room(s) meet instructional space guidelines/standards.		Unsat	0%
<b>Location</b>	<b>2.925</b>		
EXCEL: All or nearly all criteria met: General classrooms are located appropriately for the instructional program. They are acoustically isolated from noisy spaces (e.g. gyms, kitchens, music).		Excel	100%
GOOD: Most criteria met: General classrooms are located appropriately for the instructional program. They are acoustically isolated from noisy spaces (e.g. gyms, kitchens, music).		Good	80%
FAIR: Some criteria met: General classrooms are located appropriately for the instructional program. They are acoustically isolated from noisy spaces (e.g. gyms, kitchens, music).		Fair	65%
POOR: Few criteria met: General classrooms are located appropriately for the instructional program. They are not acoustically isolated from noisy spaces (e.g. gyms, kitchens, music).		Poor	50%
UNSAT: None of the criteria met: General classrooms are located appropriately for the instructional program. They are not acoustically isolated from noisy spaces (e.g. gyms, kitchens, music).		Unsat	0%
<b>Storage/Fixed Equip</b>	<b>2.925</b>		
EXCEL: All or nearly all criteria met: General classrooms have permanent casework and appropriate teacher and student storage, technology equipment appropriate to the program.		Excel	100%
GOOD: Most criteria met: General classrooms have permanent casework and appropriate teacher and student storage, technology equipment appropriate to the program.		Good	80%
FAIR: Some criteria met: General classrooms have permanent casework and appropriate teacher and student storage, technology equipment appropriate to the program.		Fair	65%
POOR: Few criteria met: General classrooms have permanent casework and appropriate teacher and student storage, technology equipment appropriate to the program.		Poor	50%
UNSAT: None of the criteria met: General classrooms have permanent casework and appropriate teacher and student storage, technology equipment appropriate to the program.		Unsat	0%
<b>Self-Contained Special Ed Environment</b>	<b>2.729</b> <b>0.546</b>		
EXCEL: All or nearly all criteria met: Room(s) provide an inviting and stimulating environment: spatial config. aligns with the instructional program, appropriate natural light, views, acoustics, temp, air quality, lighting levels and overall aesthetics.		Excel	100%
GOOD: Most criteria met: Room(s) provide an inviting and stimulating environment: spatial configuration aligns with the instructional program, appropriate natural light, views, acoustics, temp, air quality, lighting levels and overall aesthetics.		Good	80%
FAIR: Some criteria met: Room(s) provide an inviting and stimulating environment: spatial configuration aligns with the instructional program, appropriate natural light, views, acoustics, temp, air quality, lighting levels and overall aesthetics.		Fair	65%
POOR: Few criteria met: Room(s) provide an inviting and stimulating environment: spatial configuration aligns with the instructional program, appropriate natural light, views, acoustics, temp, air quality, lighting levels and overall aesthetics.		Poor	50%
UNSAT: None of the criteria met: Room(s) provide an inviting and stimulating environment: spatial configuration aligns with the instructional program, appropriate natural light, views, acoustics, temp, air quality, lighting levels and overall aesthetics.		Unsat	0%
<b>Size</b>	<b>1.365</b>		
EXCEL: 90-100% of criteria met: Room(s) meet instructional space guidelines and standards. Standards may include office, breakout, kitchen, restroom, changing area, etc.		Excel	100%
GOOD: 80-89% of criteria met: Room(s) meet instructional space guidelines and standards. Standards may include office, breakout, kitchen, restroom, changing area, etc.		Good	80%
FAIR: 65-79% of criteria met: Room(s) meet instructional space guidelines and standards. Standards may include office, breakout, kitchen, restroom, changing area, etc.		Fair	65%
POOR: 50-64% of criteria met: Room(s) meet instructional space guidelines and standards. Standards may include office, breakout, kitchen, restroom, changing area, etc.		Poor	50%
UNSAT: <50% of criteria met: Room(s) meet instructional space guidelines and standards. Standards may include office, breakout, kitchen, restroom, changing area, etc.		Unsat	0%
<b>Location</b>	<b>0.409</b>		
EXCEL: All or nearly all criteria met: Room(s) are located appropriately for the instructional program. They are acoustically isolated.		Excel	100%
GOOD: Most criteria met: Room(s) are located appropriately for the instructional program. They are acoustically isolated.		Good	80%
FAIR: Some criteria met: Room(s) are located appropriately for the instructional program. They are acoustically isolated.		Fair	65%
POOR: Few criteria met: Room(s) are located appropriately for the instructional program. They are acoustically isolated.		Poor	50%
UNSAT: None of the criteria met: Room(s) are located appropriately for the instructional program. They are acoustically isolated.		Unsat	0%
<b>Storage/Fixed Equip</b>	<b>0.409</b>		

Item Name	Possible Points	Rating	Pct
EXCEL: All or nearly all criteria met: Room(s) have adequate permanent casework, teacher and student storage, special needs equipment and technology equipment appropriate to the program.		Excel	100%
GOOD: Most criteria met: Room(s) have adequate permanent casework, teacher and student storage, special needs equipment and technology equipment appropriate to the program.		Good	80%
FAIR: Some criteria met: Room(s) have adequate permanent casework, teacher and student storage, special needs equipment and technology equipment appropriate to the program.		Fair	65%
POOR: Few criteria met: Room(s) have adequate permanent casework, teacher and student storage, special needs equipment and technology equipment appropriate to the program.		Poor	50%
UNSAT: None of the criteria met: Room(s) have adequate permanent casework, teacher and student storage, special needs equipment and technology equipment appropriate to the program.		Unsat	0%
<b>Instructional Resource Rooms</b>	<b>4.094</b>		
<b>Environment</b>	<b>0.819</b>		
EXCEL: All or nearly all criteria met: Room(s) provide an inviting and stimulating environment: spatial config. aligns with the instructional program, appropriate natural light, views, acoustics, temp, air quality, lighting levels and overall aesthetics.		Excel	100%
GOOD: Most criteria met: Room(s) provide an inviting and stimulating environment: spatial configuration aligns with the instructional program, appropriate natural light, views, acoustics, temp, air quality, lighting levels and overall aesthetics.		Good	80%
FAIR: Some criteria met: Room(s) provide an inviting and stimulating environment: spatial configuration aligns with the instructional program, appropriate natural light, views, acoustics, temp, air quality, lighting levels and overall aesthetics.		Fair	65%
POOR: Few criteria met: Room(s) provide an inviting and stimulating environment: spatial configuration aligns with the instructional program, appropriate natural light, views, acoustics, temp, air quality, lighting levels and overall aesthetics.		Poor	50%
UNSAT: None of the criteria met: Room(s) provide an inviting and stimulating environment: spatial configuration aligns with the instructional program, appropriate natural light, views, acoustics, temp, air quality, lighting levels and overall aesthetics.		Unsat	0%
<b>Size</b>	<b>2.047</b>		
EXCEL: 90-100% of criteria met: Instructional resource rooms (Special Education, Title 1, ESL, Intervention, Gifted & Talented, Reading Resource, PT/OT, etc.) meet instructional space guidelines/standards.		Excel	100%
GOOD: 80-89% of criteria met: Instructional resource rooms (Special Education, Title 1, ESL, Intervention, Gifted & Talented, Reading Resource, PT/OT, etc.) meet instructional space guidelines/standards.		Good	80%
FAIR: 65-79% of criteria met: Instructional resource rooms (Special Education, Title 1, ESL, Intervention, Gifted & Talented, Reading Resource, PT/OT, etc.) meet instructional space guidelines/standards.		Fair	65%
POOR: 50-64% of criteria met: Instructional resource rooms (Special Education, Title 1, ESL, Intervention, Gifted & Talented, Reading Resource, PT/OT, etc.) meet instructional space guidelines/standards.		Poor	50%
UNSAT: <50% of criteria met: Instructional resource rooms (Special Education, Title 1, ESL, Intervention, Gifted & Talented, Reading Resource, PT/OT, etc.) meet instructional space guidelines/standards.		Unsat	0%
<b>Location</b>	<b>0.614</b>		
EXCEL: All or nearly all criteria met: Room(s) are located for ease of access and appropriate program services for students being served. They are acoustically isolated from noisy spaces.		Excel	100%
GOOD: Most criteria met: Room(s) are located for ease of access and appropriate program services for students being served. They are acoustically isolated from noisy spaces.		Good	80%
FAIR: Some criteria met: Room(s) are located for ease of access and appropriate program service for students being served. They are acoustically isolated from noisy spaces.		Fair	65%
POOR: Few criteria met: Room(s) are located for ease of access and appropriate program service for students being served. They are acoustically isolated from noisy spaces.		Poor	50%
UNSAT: None of the criteria met: Room(s) are located for ease of access and appropriate program service for students being served. They are acoustically isolated from noisy spaces.		Unsat	0%
<b>Storage/Fixed Equip</b>	<b>0.614</b>		
EXCEL: All or nearly all criteria met: Room(s) have adequate permanent casework, teacher and student storage, program equipment, and technology equipment appropriate to the program.		Excel	100%
GOOD: Most criteria met: Room(s) have adequate permanent casework, teacher and student storage, program equipment, and technology equipment appropriate to the program.		Good	80%
FAIR: Some criteria met: Room(s) have adequate permanent casework, teacher and student storage, program equipment, and technology equipment appropriate to the program.		Fair	65%
POOR: Few criteria met: Room(s) have adequate permanent casework, teacher and student storage, program equipment, and technology equipment appropriate to the program.		Poor	50%
UNSAT: None of the criteria met: Room(s) have adequate permanent casework, teacher and student storage, program equipment, and technology equipment appropriate to the program.		Unsat	0%
<b>Science</b>	<b>4.771</b>		
<b>Environment</b>	<b>0.954</b>		



Item Name	Possible Points	Rating	Pct
EXCEL: All or nearly all criteria met: Room(s) provide an inviting and stimulating environment: spatial config. aligns with the instructional program, appropriate natural light, views, acoustics, temp, air quality, lighting levels and overall aesthetics.		Excel	100%
GOOD: Most criteria met: Room(s) provide an inviting and stimulating environment: spatial configuration aligns with the instructional program, appropriate natural light, views, acoustics, temp, air quality, lighting levels and overall aesthetics.		Good	80%
FAIR: Some criteria met: Room(s) provide an inviting and stimulating environment: spatial configuration aligns with the instructional program, appropriate natural light, views, acoustics, temp, air quality, lighting levels and overall aesthetics.		Fair	65%
POOR: Few of the criteria met: Room(s) provide an inviting and stimulating environment: spatial configuration aligns with the instructional program, appropriate natural light, views, acoustics, temp, air quality, lighting levels and overall aesthetics.		Poor	50%
UNSAT: None of the criteria met: Room(s) provide an inviting and stimulating environment: spatial configuration aligns with the instructional program, appropriate natural light, views, acoustics, temp, air quality, lighting levels and overall aesthetics.		Unsat	0%
<b>Size</b>	<b>2.386</b>		
EXCEL: 90-100% of criteria met: Room(s) including labs, classrooms, prep space, etc. meet instructional space guidelines/standards.		Excel	100%
GOOD: 80-89% of criteria met: Room(s) meet instructional space guidelines/standards.		Good	80%
FAIR: 65-79% of criteria met: Room(s) meet instructional space guidelines/standards.		Fair	65%
POOR: 50-64% of criteria met: Room(s) meet instructional space guidelines/standards.		Poor	50%
UNSAT: <50% of criteria met: Room(s) meet instructional space guidelines/standards.		Unsat	0%
<b>Location</b>	<b>0.716</b>		
EXCEL: All or nearly all criteria met: Room(s) are located appropriately to support the instructional program.		Excel	100%
GOOD: Most criteria met: Room(s) are located appropriately to support the instructional program.		Good	80%
FAIR: Some criteria met: Room(s) are located appropriately to support the instructional program.		Fair	65%
POOR: Few of the criteria met: Room(s) are located appropriately to support the instructional program.		Poor	50%
UNSAT: None of the criteria met: Room(s) are located appropriately to support the instructional program.		Unsat	0%
<b>Storage/Fixed Equip</b>	<b>0.716</b>		
EXCEL: All or nearly all criteria met: Room(s) have adequate permanent casework, appropriate storage, safety equipment, and technology equip.		Excel	100%
GOOD: Most criteria met: Room(s) have adequate permanent casework, appropriate storage, safety equipment, and technology equip.		Good	80%
FAIR: Some criteria met: Room(s) have adequate permanent casework, appropriate storage, safety equipment, and technology equip.		Fair	65%
POOR: Few of the criteria met: Room(s) have adequate permanent casework, appropriate storage, safety equipment, and technology equip.		Poor	50%
UNSAT: None of the criteria met: Room(s) have adequate permanent casework, appropriate storage, safety equipment, and technology equip.		Unsat	0%
<b>Music</b>	<b>3.678</b>		
<b>Environment</b>	<b>0.736</b>		
EXCEL: All or nearly all criteria met: Room(s) provide an inviting and stimulating environment: spatial configuration aligns with the instructional program, acoustics, temp, air quality, lighting levels and overall aesthetics.		Excel	100%
GOOD: Most criteria met: Room(s) provide an inviting and stimulating environment: spatial configuration aligns with the instructional program, acoustics, temp, air quality, lighting levels and overall aesthetics.		Good	80%
FAIR: Some criteria met: Room(s) provide an inviting and stimulating environment: spatial configuration aligns with the instructional program, acoustics, temp, air quality, lighting levels and overall aesthetics.		Fair	65%
POOR: Few criteria met: Room(s) provide an inviting and stimulating environment: spatial configuration aligns with the instructional program, acoustics, temp, air quality, lighting levels and overall aesthetics.		Poor	50%
UNSAT: None of the criteria met: Room(s) provide an inviting and stimulating environment: spatial configuration aligns with the instructional program, acoustics, temp, air quality, lighting levels and overall aesthetics.		Unsat	0%
<b>Size</b>	<b>1.839</b>		
EXCEL: 90-100% of criteria met: Room(s) including practice rooms and offices meet instructional space guidelines/standards.		Excel	100%
GOOD: 80-89% of criteria met: Room(s) including practice rooms and offices meet instructional space guidelines/standards.		Good	80%
FAIR: 65-79% of criteria met: Room(s) including practice rooms and offices meet instructional space guidelines/standards.		Fair	65%
POOR: 50-64% of criteria met: Room(s) including practice rooms and offices meet instructional space guidelines/standards.		Poor	50%



Item Name	Possible Points	Rating	Pct
UNSAT: <50% of criteria met: Room(s) including practice rooms and offices meet instructional space guidelines/standards.		Unsat	0%
<b>Location</b>	<b>0.552</b>		
EXCEL: All or nearly all criteria met: Room(s) are located appropriately for the instructional program. The spaces are acoustically isolated from the quiet spaces of the school.		Excel	100%
GOOD: Most criteria met: Room(s) are located appropriately for the instructional program. The spaces are acoustically isolated from the quiet spaces of the school.		Good	80%
FAIR: Some criteria met: Room(s) are located appropriately for the instructional program. The spaces are acoustically isolated from the quiet spaces of the school.		Fair	65%
POOR: Few criteria met: Room(s) are located appropriately for the instructional program. The spaces are acoustically isolated from the quiet spaces of the school.		Poor	50%
UNSAT: None of the criteria met: Room(s) are located appropriately for the instructional program. The spaces are acoustically isolated from the quiet spaces of the school.		Unsat	0%
<b>Storage/Fixed Equip</b>	<b>0.552</b>		
EXCEL: All or nearly all criteria met: Room(s) have adequate casework, storage, sinks, and technology equipment appropriate to the program.		Excel	100%
GOOD: Most criteria met: Room(s) have adequate casework, storage, sinks, and technology equipment appropriate to the program.		Good	80%
FAIR: Some criteria met: Room(s) have adequate casework, storage, sinks, and technology equipment appropriate to the program.		Fair	65%
POOR: Few criteria met: Room(s) have adequate casework, storage, sinks, and technology equipment appropriate to the program.		Poor	50%
UNSAT: None of the criteria met: Room(s) have adequate casework, storage, sinks, and technology equipment appropriate to the program.		Unsat	0%
<b>Art Environment</b>	<b>3.225</b>		
	<b>0.645</b>		
EXCEL: All or nearly all criteria met: Room(s) provide an inviting and stimulating environment: spatial config. aligns with the instructional program, appropriate natural light, views, acoustics, temp, air quality, lighting levels and overall aesthetics.		Excel	100%
GOOD: Most criteria met: Room(s) provide an inviting and stimulating environment: spatial configuration aligns with the instructional program, appropriate natural light, views, acoustics, temp, air quality, lighting levels and overall aesthetics.		Good	80%
FAIR: Some criteria met: Room(s) provide an inviting and stimulating environment: spatial configuration aligns with the instructional program, appropriate natural light, views, acoustics, temp, air quality, lighting levels and overall aesthetics.		Fair	65%
POOR: Few criteria met: Room(s) provide an inviting and stimulating environment: spatial configuration aligns with the instructional program, appropriate natural light, views, acoustics, temp, air quality, lighting levels and overall aesthetics.		Poor	50%
UNSAT: None of the criteria met: Room(s) provide an inviting and stimulating environment: spatial configuration aligns with the instructional program, appropriate natural light, views, acoustics, temp, air quality, lighting levels and overall aesthetics.		Unsat	0%
<b>Size</b>	<b>1.613</b>		
EXCEL: 90-100% of criteria met: Room(s) meet instructional space guidelines/standards.		Excel	100%
GOOD: 80-89% of criteria met: Room(s) meet instructional space guidelines/standards.		Good	80%
FAIR: 65-79% of criteria met: Room(s) meet instructional space guidelines/standards.		Fair	65%
POOR: 50-64% of criteria met: Room(s) meet instructional space guidelines/standards.		Poor	50%
UNSAT: <50% of criteria met: Room(s) meet instructional space guidelines/standards.		Unsat	0%
<b>Location</b>	<b>0.484</b>		
EXCEL: All or nearly all criteria met: Room(s) are located appropriately for the instructional program. The spaces have easy access to outside art space.		Excel	100%
GOOD: Most criteria met: Room(s) are located appropriately for the instructional program. The spaces have easy access to outside art space.		Good	80%
FAIR: Some criteria met: Room(s) are located appropriately for the instructional program. The spaces have easy access to outside art space.		Fair	65%
POOR: Few criteria met: Room(s) are located appropriately for the instructional program. The spaces have easy access to outside art space.		Poor	50%
UNSAT: None of the criteria met: Room(s) are located appropriately for the instructional program. The spaces have easy access to outside art space.		Unsat	0%
<b>Storage/Fixed Equip</b>	<b>0.484</b>		
EXCEL: All or nearly all of criteria met: Room(s) have adequate permanent casework, appropriate materials and project storage, sinks w/clay traps, kiln w/appropriate ventilation, display space, hard surfaced flooring, and technology equip.		Excel	100%
GOOD: Most criteria met: Room(s) have adequate permanent casework, appropriate materials and project storage, sinks w/clay traps, kiln w/appropriate ventilation, display space, hard surfaced flooring, and technology equip.		Good	80%

Item Name	Possible Points	Rating	Pct
FAIR: Some criteria met: Room(s) have adequate permanent casework, appropriate materials and project storage, sinks w/clay traps, kiln w/appropriate ventilation, display space, hard surfaced flooring, and technology equip.		Fair	65%
POOR: Few criteria met: Room(s) have adequate permanent casework, appropriate materials and project storage, sinks w/clay traps, kiln w/appropriate ventilation, display space, hard surfaced flooring, and technology equip.		Poor	50%
UNSAT: None of the criteria met: Room(s) have adequate permanent casework, appropriate materials and project storage, sinks w/clay traps, kiln w/appropriate ventilation, display space, hard surfaced flooring, and technology equip.		Unsat	0%
<b>Career Tech Ed Environment</b>	<b>6.745</b>		
	<b>1.349</b>		
EXCEL: All or nearly all criteria met: Room(s) provide an inviting and stimulating environment: spatial config. aligns with the instructional program, appropriate natural light, views, acoustics, temp, air quality, lighting levels and overall aesthetics.		Excel	100%
GOOD: Most criteria met: Room(s) provide an inviting and stimulating environment: spatial configuration aligns with the instructional program, appropriate natural light, views, acoustics, temp, air quality, lighting levels and overall aesthetics.		Good	80%
FAIR: Some criteria met: Room(s) provide an inviting and stimulating environment: spatial configuration aligns with the instructional program, appropriate natural light, views, acoustics, temp, air quality, lighting levels and overall aesthetics.		Fair	65%
POOR: Few of the criteria met: Room(s) provide an inviting and stimulating environment: spatial configuration aligns with the instructional program, appropriate natural light, views, acoustics, temp, air quality, lighting levels and overall aesthetics.		Poor	50%
UNSAT: None of the criteria met: Room(s) provide an inviting and stimulating environment: spatial configuration aligns with the instructional program, appropriate natural light, views, acoustics, temp, air quality, lighting levels and overall aesthetics.		Unsat	0%
<b>Size</b>	<b>3.372</b>		
EXCEL: 90-100% of criteria met: Room(s) including classrooms, labs, shops, outdoor spaces, offices, etc. meet instructional space guidelines/standards.		Excel	100%
GOOD: 80-89% of criteria met: Room(s) including classrooms, labs, shops, outdoor spaces, offices, etc. meet instructional space guidelines/standards.		Good	80%
FAIR: 65-79% of criteria met: Room(s) including classrooms, labs, shops, outdoor spaces, offices, etc. meet instructional space guidelines/standards.		Fair	65%
POOR: 50-64% of criteria met: Room(s) including classrooms, labs, shops, outdoor spaces, offices, etc. meet instructional space guidelines/standards.		Poor	50%
UNSAT: <50% of criteria met: Room(s) including classrooms, labs, shops, outdoor spaces, offices, etc. meet instructional space guidelines/standards.		Unsat	0%
<b>Location</b>	<b>1.012</b>		
EXCEL: All or nearly all criteria met: Room(s) are located appropriately to support the instructional program. Acoustical isolation as necessary. Appropriate material delivery areas.		Excel	100%
GOOD: Most criteria met: Room(s) are located appropriately to support the instructional program. Acoustical isolation as necessary. Appropriate material delivery areas.		Good	80%
FAIR: Some criteria met: Room(s) are located appropriately to support the instructional program. Acoustical isolation as necessary. Appropriate material delivery areas.		Fair	65%
POOR: Few of the criteria met: Room(s) are located appropriately to support the instructional program. Acoustical isolation as necessary. Appropriate material delivery areas.		Poor	50%
UNSAT: None of the criteria met: Room(s) are located appropriately to support the instructional program. Acoustical isolation as necessary. Appropriate material delivery areas.		Unsat	0%
<b>Storage/Fixed Equip</b>	<b>1.012</b>		
EXCEL: All or nearly all criteria met: Room(s) have adequate permanent casework, appropriate storage, safety and technology equip.		Excel	100%
GOOD: Most criteria met: Room(s) have adequate permanent casework, appropriate storage, safety and technology equip.		Good	80%
FAIR: Some criteria met: Room(s) have adequate permanent casework, appropriate storage, safety and technology equip.		Fair	65%
POOR: Few of the criteria met: Room(s) have adequate permanent casework, appropriate storage, safety and technology equip.		Poor	50%
UNSAT: None of the criteria met: Room(s) have adequate permanent casework, appropriate storage, safety and technology equip.		Unsat	0%
<b>Computer Labs Environment</b>	<b>1.500</b>		
	<b>0.300</b>		
EXCEL: All or nearly all criteria met: Room(s) provide an inviting and stimulating environment: spatial configuration aligns with the instructional program, acoustics, temp, air quality, lighting levels and overall aesthetics.		Excel	100%
GOOD: Most criteria met: Room(s) provide an inviting and stimulating environment: spatial configuration aligns with the instructional program, acoustics, temp, air quality, lighting levels and overall aesthetics.		Good	80%

Item Name	Possible Points	Rating	Pct
FAIR: Some criteria met: Room(s) provide an inviting and stimulating environment: spatial configuration aligns with the instructional program, acoustics, temp, air quality, lighting levels and overall aesthetics.		Fair	65%
POOR: Few of the criteria met: Room(s) provide an inviting and stimulating environment: spatial configuration aligns with the instructional program, acoustics, temp, air quality, lighting levels and overall aesthetics.		Poor	50%
UNSAT: None of the criteria met: Room(s) provide an inviting and stimulating environment: spatial configuration aligns with the instructional program, acoustics, temp, air quality, lighting levels and overall aesthetics.		Unsat	0%
<b>Size</b>	<b>0.750</b>		
EXCEL: 90-100% of criteria met: Room(s) meet instructional space guidelines/standards.		Excel	100%
GOOD: 80-89% of criteria met: Room(s) meet instructional space guidelines/standards.		Good	80%
FAIR: 65-79% of criteria met: Room(s) meet instructional space guidelines/standards.		Fair	65%
POOR: 50-64% of criteria met: Room(s) meet instructional space guidelines/standards.		Poor	50%
UNSAT: <50% of criteria met: Room(s) meet instructional space guidelines/standards.		Unsat	0%
<b>Location</b>	<b>0.225</b>		
EXCEL: All or nearly all criteria met: Room(s) are located appropriately to support the instructional program.		Excel	100%
GOOD: Most criteria met: Room(s) are located appropriately to support the instructional program.		Good	80%
FAIR: Some criteria met: Room(s) are located appropriately to support the instructional program.		Fair	65%
POOR: Few criteria met: Room(s) are located appropriately to support the instructional program.		Poor	50%
UNSAT: None of the criteria met: Room(s) are located appropriately to support the instructional program.		Unsat	0%
<b>Storage/Fixed Equip</b>	<b>0.225</b>		
EXCEL: All or nearly all criteria met: Room(s) have adequate permanent casework, appropriate storage, and technology equipment appropriate to the program.		Excel	100%
GOOD: Most criteria met: Room(s) have adequate permanent casework, appropriate storage, and technology equipment appropriate to the program.		Good	80%
FAIR: Some criteria met: Room(s) have adequate permanent casework, appropriate storage, and technology equipment appropriate to the program.		Fair	65%
POOR: Few criteria met: Room(s) have adequate permanent casework, appropriate storage, and technology equipment appropriate to the program.		Poor	50%
UNSAT: <50% of criteria met: Room(s) have adequate permanent casework, appropriate storage, and technology equipment appropriate to the program.		Unsat	0%
<b>P.E.</b>	<b>12.000</b>		
<b>Environment</b>	<b>2.400</b>		
EXCEL: All or nearly all criteria met: Room(s) provide an inviting and stimulating environment: spatial configuration aligns with the instructional program, appropriate natural light, acoustics, temp, air quality, lighting levels and overall aesthetics.		Excel	100%
GOOD: Most criteria met: Room(s) provide an inviting and stimulating environment: spatial configuration aligns with the instructional program, appropriate natural light, acoustics, temp, air quality, lighting levels and overall aesthetics.		Good	80%
FAIR: Some criteria met: Room(s) provide an inviting and stimulating environment: spatial configuration aligns with the instructional program, appropriate natural light, acoustics, temp, air quality, lighting levels and overall aesthetics.		Fair	65%
POOR: Few criteria met: Room(s) provide an inviting and stimulating environment: spatial configuration aligns with the instructional program, appropriate natural light, acoustics, temp, air quality, lighting levels and overall aesthetics.		Poor	50%
UNSAT: None of the criteria met: Room(s) provide an inviting and stimulating environment: spatial configuration aligns with the instructional program, appropriate natural light, acoustics, temp, air quality, lighting levels and overall aesthetics.		Unsat	0%
<b>Size</b>	<b>6.000</b>		
EXCEL: 90-100% of criteria met: Room(s) including gyms, locker room(s), auxiliary spaces and offices meet instructional space guidelines/standards.		Excel	100%
GOOD: 80-89% of criteria met: Room(s) including gyms, locker room(s), auxiliary spaces and offices meet instructional space guidelines/standards.		Good	80%
FAIR: 65-79% of criteria met: Room(s) including gyms, locker room(s), auxiliary spaces and offices meet instructional space guidelines/standards.		Fair	65%
POOR: 50-64% of criteria met: Room(s) including gyms, locker room(s), auxiliary spaces and offices meet instructional space guidelines/standards.		Poor	50%
UNSAT: <50% of criteria met: Room(s) including gyms, locker room(s), auxiliary spaces and offices meet instructional space guidelines/standards.		Unsat	0%
<b>Location</b>	<b>1.800</b>		
EXCEL: All or nearly all criteria met: P.E. spaces are acoustically isolated from the quiet spaces and provide convenient public & after-school access with the means to restrict access to other spaces. Convenient access to student and public restrooms.		Excel	100%

Item Name	Possible Points	Rating	Pct
GOOD: Most criteria met: Physical education spaces are acoustically isolated from the quiet spaces and provide convenient public & after-school access with the means to restrict access to other spaces. Convenient access to student and public restrooms.		Good	80%
FAIR: Some criteria met: Physical education spaces are acoustically isolated from the quiet spaces and provide convenient public & after-school access with the means to restrict access to other spaces. Convenient access to student and public restrooms.		Fair	65%
POOR: Few criteria met: Physical education spaces are acoustically isolated from the quiet spaces and provide convenient public & after-school access with the means to restrict access to other spaces. Convenient access to student and public restrooms.		Poor	50%
UNSAT: None of the criteria met: P.E. spaces are acoustically isolated from the quiet spaces and provide convenient public & after-school access with the means to restrict access to other spaces. Convenient access to student and public restrooms.		Unsat	0%
<b>Storage/Fixed Equip</b>	<b>1.800</b>		
EXCEL: All or nearly all criteria met: Room(s) have adequate and appropriate storage, water fountains and fixed equipment (backboards, safety padding, etc.).		Excel	100%
GOOD: Most criteria met: Room(s) have adequate and appropriate storage, water fountains and fixed equipment (backboards, safety padding, etc.).		Good	80%
FAIR: Some criteria met: Room(s) have adequate and appropriate storage, water fountains and fixed equipment (backboards, safety padding, etc.).		Fair	65%
POOR: Few criteria met: Room(s) have adequate and appropriate storage, water fountains and fixed equipment (backboards, safety padding, etc.).		Poor	50%
UNSAT: None of the criteria met: Room(s) have adequate and appropriate storage, water fountains and fixed equipment (backboards, safety padding, etc.).		Unsat	0%
<b>Performing Arts Environment</b>	<b>2.094</b>		
	<b>0.419</b>		
EXCEL: All or nearly all criteria met: Room(s) provide an inviting and stimulating environment: spatial config. aligns with the instructional program, acoustics, temp, air quality, lighting levels and overall aesthetics.		Excel	100%
GOOD: Most criteria met: Room(s) provide an inviting and stimulating environment: spatial config. aligns with the instructional program, acoustics, temp, air quality, lighting levels and overall aesthetics.		Good	80%
FAIR: Some criteria met: Room(s) provide an inviting and stimulating environment: spatial config. aligns with the instructional program, acoustics, temp, air quality, lighting levels and overall aesthetics.		Fair	65%
POOR: Few criteria met: Room(s) provide an inviting and stimulating environment: spatial config. aligns with the instructional program, acoustics, temp, air quality, lighting levels and overall aesthetics.		Poor	50%
UNSAT: None of the criteria met: Room(s) provide an inviting and stimulating environment: spatial config. aligns with the instructional program, acoustics, temp, air quality, lighting levels and overall aesthetics.		Unsat	0%
<b>Size</b>	<b>1.047</b>		
EXCEL: 90-100% of criteria met: Performing arts spaces including auditorium, stage, seating, green room, dressing rooms, sound booth, lighting booth, etc. meet instructional space guidelines/standards.		Excel	100%
GOOD: 80-89% of criteria met: Performing arts spaces including auditorium, stage, seating, green room, dressing rooms, sound booth, lighting booth, etc. meet instructional space guidelines/standards.		Good	80%
FAIR: 65-79% of criteria met: Performing arts spaces including auditorium, stage, seating, green room, dressing rooms, sound booth, lighting booth, etc. meet instructional space guidelines/standards.		Fair	65%
POOR: 50-64% of criteria met: Performing arts spaces including auditorium, stage, seating, green room, dressing rooms, sound booth, lighting booth, etc. meet instructional space guidelines/standards.		Poor	50%
UNSAT: <50% of criteria met: Performing arts spaces including auditorium, stage, seating, green room, dressing rooms, sound booth, lighting booth, etc. meet instructional space guidelines/standards.		Unsat	0%
<b>Location</b>	<b>0.314</b>		
EXCEL: All or nearly all criteria met: Spaces are acoustically isolated from the quiet spaces and provide convenient public & after-school access with the means to restrict access to other spaces. Easy access to restrooms and water fountains.		Excel	100%
GOOD: Most criteria met: Performing arts spaces are acoustically isolated from the quiet spaces and provide convenient public & after-school access with the means to restrict access to other spaces. Easy access to restrooms and water fountains.		Good	80%
FAIR: Some criteria met: Performing arts spaces are acoustically isolated from the quiet spaces and provide convenient public & after-school access with the means to restrict access to other spaces. Easy access to restrooms and water fountains.		Fair	65%
POOR: Few criteria met: Performing arts spaces are acoustically isolated from the quiet spaces and provide convenient public & after-school access with the means to restrict access to other spaces. Easy access to restrooms and water fountains.		Poor	50%
UNSAT: None of the criteria met: Performing arts spaces are acoustically isolated from the quiet spaces and provide convenient public & after-school access with the means to restrict access to other spaces. Easy access to restrooms and water fountains.		Unsat	0%
<b>Storage/Fixed Equip</b>	<b>0.314</b>		
EXCEL: All or nearly all of criteria met: Room(s) have adequate and appropriate storage, curtain, lighting, sound system, and technology equipment appropriate to the program.		Excel	100%

Item Name	Possible Points	Rating	Pct
GOOD: Most criteria met: Room(s) have adequate and appropriate storage, curtain, lighting, sound system, and technology equipment appropriate to the program.		Good	80%
FAIR: Some of the criteria met: Room(s) have adequate and appropriate storage, curtain, lighting, sound system, and technology equipment appropriate to the program.		Fair	65%
POOR: Few of the criteria met: Room(s) have adequate and appropriate storage, curtain, lighting, sound system, and technology equipment appropriate to the program.		Poor	50%
UNSAT: None of the criteria met: Room(s) have adequate and appropriate storage, curtain, lighting, sound system, and technology equipment appropriate to the program.		Unsat	0%
<b>Media Center</b>	<b>4.640</b>		
<b>Environment</b>	<b>0.928</b>		
EXCEL: All or nearly all criteria met: Room(s) provide an inviting and stimulating environment: spatial config. aligns with the instructional program, appropriate natural light, views, acoustics, temp, air quality, lighting levels and overall aesthetics.		Excel	100%
GOOD: Most criteria met: Room(s) provide an inviting and stimulating environment: spatial configuration aligns with the instructional program, appropriate natural light, views, acoustics, temp, air quality, lighting levels and overall aesthetics.		Good	80%
FAIR: Some criteria met: Room(s) provide an inviting and stimulating environment: spatial configuration aligns with the instructional program, appropriate natural light, views, acoustics, temp, air quality, lighting levels and overall aesthetics.		Fair	65%
POOR: Few criteria met: Room(s) provide an inviting and stimulating environment: spatial configuration aligns with the instructional program, appropriate natural light, views, acoustics, temp, air quality, lighting levels and overall aesthetics.		Poor	50%
UNSAT: None of the criteria met: Room(s) provide an inviting and stimulating environment: spatial configuration aligns with the instructional program, appropriate natural light, views, acoustics, temp, air quality, lighting levels and overall aesthetics.		Unsat	0%
<b>Size</b>	<b>2.320</b>		
EXCEL: 90-100% of criteria met: Media center spaces (including office, work room, instructional space, conference room, technology space, etc.) meet space guidelines/standards.		Excel	100%
GOOD: 80-89% of criteria met: Media center spaces (including office, work room, instructional space, conference room, technology space, etc.) meet space guidelines/standards.		Good	80%
FAIR: 65-79% of criteria met: Media center spaces (including office, work room, instructional space, conference room, technology space, etc.) meet space guidelines/standards.		Fair	65%
POOR: 50-64% of criteria met: Media center spaces (including office, work room, instructional space, conference room, technology space, etc.) meet space guidelines/standards.		Poor	50%
UNSAT: <50% of criteria met: Media center spaces (including office, work room, instructional space, conference room, technology space, etc.) meet space guidelines/standards.		Unsat	0%
<b>Location</b>	<b>0.696</b>		
EXCEL: All or nearly all criteria met: Media center is located for ease of student and public access. The spaces are acoustically isolated from the noisy spaces of the school (e.g. gyms, kitchens, music, shops, etc.).		Excel	100%
GOOD: Most criteria met: Media center is located for ease of student and public access. The spaces are acoustically isolated from the noisy spaces of the school (e.g. gyms, kitchens, music, shops, etc.).		Good	80%
FAIR: Some criteria met: Media center is located for ease of student and public access. The spaces are acoustically isolated from the noisy spaces of the school (e.g. gyms, kitchens, music, shops, etc.).		Fair	65%
POOR: Few criteria met: Media center is located for ease of student and public access. The spaces are acoustically isolated from the noisy spaces of the school (e.g. gyms, kitchens, music, shops, etc.).		Poor	50%
UNSAT: None of the criteria met: Media center is located for ease of student and public access. The spaces are acoustically isolated from the noisy spaces of the school (e.g. gyms, kitchens, music, shops, etc.).		Unsat	0%
<b>Storage/Fixed Equip</b>	<b>0.696</b>		
EXCEL: All or nearly all criteria met: Room(s) have adequate permanent casework, sink, production space, equipment storage, and technology equipment.		Excel	100%
GOOD: Most criteria met: Room(s) have adequate permanent casework, sink, production space, equipment storage, and technology equipment.		Good	80%
FAIR: Some criteria met: Room(s) have adequate permanent casework, sink, production space, equipment storage, and technology equipment.		Fair	65%
POOR: Few criteria met: Room(s) have adequate permanent casework, sink, production space, equipment storage, and technology equipment.		Poor	50%
UNSAT: None of the criteria met: Room(s) have adequate permanent casework, sink, production space, equipment storage, and technology equipment.		Unsat	0%
<b>Restrooms (Student)</b>	<b>0.928</b>		
EXCEL: All or nearly all criteria met: Restrooms are appropriately located and adequate in number, well ventilated and fixtures are appropriate. Floor and wall surfaces are washable. Toilet partitions and urinal privacy partitions are in place.		Excel	100%
GOOD: Most criteria met: Restrooms are appropriately located and adequate in number, well ventilated and fixtures are appropriate. Floor and wall surfaces are washable. Toilet partitions and urinal privacy partitions are in place.		Good	80%



Item Name	Possible Points	Rating	Pct
FAIR: Some criteria met: Restrooms are appropriately located and adequate in number, well ventilated and fixtures are appropriate. Floor and wall surfaces are washable. Toilet partitions and urinal privacy partitions are in place.		Fair	65%
POOR: Few criteria met: Restrooms are appropriately located and adequate in number, well ventilated and fixtures are appropriate. Floor and wall surfaces are washable. Toilet partitions and urinal privacy partitions are in place.		Poor	50%
UNSAT: None of the criteria met: Restrooms are appropriately located and adequate in number, well ventilated and fixtures are appropriate. Floor and wall surfaces are washable. Toilet partitions and urinal privacy partitions are in place.		Unsat	0%
<b>Administration</b>	<b>2.096</b>		
EXCEL: All or nearly all criteria met: Room(s) (offices, reception, workrooms, conference rooms, and restrooms) are appropriately located, have appropriate fixed equipment, and meet standards/guidelines.		Excel	100%
GOOD: Most criteria met: Room(s) (offices, reception, workrooms, conference rooms, and restrooms) are appropriately located, have appropriate fixed equipment, and meet standards/guidelines.		Good	80%
FAIR: Some criteria met: Room(s) (offices, reception, workrooms, conference rooms, and restrooms) are appropriately located, have appropriate fixed equipment, and meet standards/guidelines.		Fair	65%
POOR: Few criteria met: Room(s) (offices, reception, workrooms, conference rooms, and restrooms) are appropriately located, have appropriate fixed equipment, and meet standards/guidelines.		Poor	50%
UNSAT: None of the criteria met: Room(s) (offices, reception, workrooms, conference rooms, and restrooms) are appropriately located, have appropriate fixed equipment, and meet standards/guidelines.		Unsat	0%
<b>Counseling</b>	<b>0.424</b>		
EXCEL: All or nearly all criteria met: Counseling spaces (offices, reception, group work area, etc.) are appropriately sized. They have adequate secure storage for student records.		Excel	100%
GOOD: Most criteria met: Counseling spaces (offices, reception, group work area, etc.) are appropriately sized. They have adequate secure storage for student records.		Good	80%
FAIR: Some criteria met: Counseling spaces (offices, reception, group work area, etc.) are appropriately sized. They have adequate secure storage for student records.		Fair	65%
POOR: Few criteria met: Counseling spaces (offices, reception, group work area, etc.) are appropriately sized. They have adequate secure storage for student records.		Poor	50%
UNSAT: None of the criteria met: Counseling spaces (offices, reception, group work area, etc.) are appropriately sized. They have adequate secure storage for student records.		Unsat	0%
<b>Clinic</b>	<b>0.340</b>		
EXCEL: All or nearly all criteria met: Clinic spaces are appropriately sized. Located near the admin. area with visual supervision, and have adequate storage, office, restroom, cot area with separation, shower, refrigerator and lockable medicine cabinet.		Excel	100%
GOOD: Most criteria met: Clinic spaces are appropriately sized. Located near the admin. area with visual supervision, and have adequate storage, office, restroom, cot area with separation, shower, refrigerator and lockable medicine cabinet.		Good	80%
FAIR: Some criteria met: Clinic spaces are appropriately sized. Located near the admin. area with visual supervision, and have adequate storage, office, restroom, cot area with separation, shower, refrigerator and lockable medicine cabinet.		Fair	65%
POOR: Few criteria met: Clinic spaces are appropriately sized. Located near the admin. area with visual supervision, and have adequate storage, office, restroom, cot area with separation, shower, refrigerator and lockable medicine cabinet.		Poor	50%
UNSAT: None of the criteria met: Clinic spaces are appropriately sized. Located near the admin. area with visual supervision, and have adequate storage, office, restroom, cot area with separation, shower, refrigerator and lockable medicine cabinet.		Unsat	0%
<b>Staff Lounge-WkRm</b>	<b>0.905</b>		
EXCEL: All or nearly all criteria met: Lounge, workrooms, and restrooms are appropriately sized. They are conveniently located for staff, have appropriate storage and technology equip.		Excel	100%
GOOD: Most criteria met: Lounge, workrooms, and restrooms are appropriately sized. They are conveniently located for staff, have appropriate storage and technology equip.		Good	80%
FAIR: Some criteria met: Lounge, workrooms, and restrooms are appropriately sized. They are conveniently located for staff, have appropriate storage and technology equip.		Fair	65%
POOR: Few criteria met: Lounge, workrooms, and restrooms are appropriately sized. They are conveniently located for staff, have appropriate storage and technology equip.		Poor	50%
UNSAT: None of the criteria met: Lounge, workrooms, and restrooms are appropriately sized. They are conveniently located for staff, have appropriate storage and technology equip.		Unsat	0%
<b>Cafeteria</b>	<b>4.000</b>		
EXCEL: All or nearly all criteria met: Cafeteria spaces (cafeteria, table and chair storage, etc.) are sized correctly. Circulation and routing are good. They are acoustically isolated, have appropriate storage and seating.		Excel	100%
GOOD: Most criteria met: Cafeteria spaces (cafeteria, table and chair storage, etc.) are sized correctly. Circulation and routing are good. They are acoustically isolated, have appropriate storage and seating.		Good	80%
FAIR: Some criteria met: Cafeteria spaces (cafeteria, table and chair storage, etc.) are sized correctly.		Fair	65%

Item Name	Possible Points	Rating	Pct
POOR: Few criteria met: Cafeteria spaces (cafeteria, table and chair storage, etc.) are sized correctly. Circulation and routing are good. They are acoustically isolated, have appropriate storage and seating.		Poor	50%
UNSAT: None of the criteria met: Cafeteria spaces (cafeteria, table and chair storage, etc.) are sized correctly. Circulation and routing are good. They are acoustically isolated, have appropriate storage and seating.		Unsat	0%
<b>Food Service and Prep</b>	<b>5.716</b>		
EXCEL: All or nearly all criteria met: Food service and prep spaces (kitchen, freezer, cooler, office, restrooms, etc.) are sized and located appropriately. They have separate provisions for pickup and delivery, have adequate storage, and fixed equip.		Excel	100%
GOOD: Most criteria met: Food service and prep spaces (kitchen, freezer, cooler, office, restrooms, etc.) are sized and located appropriately. They have separate provisions for pickup and delivery, have adequate storage, and fixed equip.		Good	80%
FAIR: Some criteria met: Food service and prep spaces (kitchen, freezer, cooler, office, restrooms, etc.) are sized and located appropriately. They have separate provisions for pickup and delivery, have adequate storage, and fixed equip.		Fair	65%
POOR: Few criteria met: Food service and prep spaces (kitchen, freezer, cooler, office, restrooms, etc.) are sized and located appropriately. They have separate provisions for pickup and delivery, have adequate storage, and fixed equip.		Poor	50%
UNSAT: None of the criteria met: Food service and prep spaces (kitchen, freezer, cooler, office, restrooms, etc.) are sized and located appropriately. They have separate provisions for pickup and delivery, have adequate storage, and fixed equip.		Unsat	0%
<b>Custodial and Maintenance</b>	<b>0.500</b>		
EXCEL: All or nearly all criteria met: Custodial and maintenance spaces (custodial closets, sink, etc.) are appropriately sized. They are appropriate in location, adequate in number and have adequate storage.		Excel	100%
GOOD: Most criteria met: Custodial and maintenance spaces (custodial closets, sink, etc.) are appropriately sized. They are appropriate in location, adequate in number and have adequate storage.		Good	80%
FAIR: Some criteria met: Custodial and maintenance spaces (custodial closets, sink, etc.) are appropriately sized. They are appropriate in location, adequate in number and have adequate storage.		Fair	65%
POOR: Few criteria met: Custodial and maintenance spaces (custodial closets, sink, etc.) are appropriately sized. They are appropriate in location, adequate in number and have adequate storage.		Poor	50%
UNSAT: None of the criteria met: Custodial and maintenance spaces (custodial closets, sink, etc.) are appropriately sized. They are appropriate in location, adequate in number and have adequate storage.		Unsat	0%
<b>Outside Vehicular Traffic</b>	<b>6.339 4.000</b>		
EXCEL: All or nearly all criteria met: Traffic routing including bus, parent, service vehicles, is safe with good separation and is "off-street". There is adequate bus parking near entrances to the bldg.		Excel	100%
GOOD: Most criteria met: Traffic routing including bus, parent, service vehicles, is safe with good separation and is "off-street". There is adequate bus parking near entrances to the bldg.		Good	80%
FAIR: Some criteria met: Traffic routing including bus, parent, service vehicles, is safe with good separation and is "off-street". There is adequate bus parking near entrances to the bldg.		Fair	65%
POOR: Few criteria met: Traffic routing including bus, parent, service vehicles, is safe with good separation and is "off-street". There is adequate bus parking near entrances to the bldg.		Poor	50%
UNSAT: None of the criteria met: Traffic routing including bus, parent, service vehicles, is safe with good separation and is "off-street". There is adequate bus parking near entrances to the bldg.		Unsat	0%
<b>Pedestrian Traffic</b>	<b>0.432</b>		
EXCEL: All or nearly all criteria met: Pedestrian traffic routing is safe with good separation from vehicular traffic. Routes direct students and public to appropriate entrance.		Excel	100%
GOOD: Most criteria met: Pedestrian traffic routing is safe with good separation from vehicular traffic. Routes direct students and public to appropriate entrance.		Good	80%
FAIR: Some criteria met: Pedestrian traffic routing is safe with good separation from vehicular traffic. Routes direct students and public to appropriate entrance.		Fair	65%
POOR: Few criteria met: Pedestrian traffic routing has safety and separation problems. Routes do not funnel students to main entrances. Routing does not meet the needs for pedestrian access to the school.		Poor	50%
UNSAT: None of the criteria met: Pedestrian traffic routing is safe with good separation from vehicular traffic. Routes direct students and public to appropriate entrance.		Unsat	0%
<b>Parking</b>	<b>0.860</b>		
EXCEL: All or nearly all criteria met: There is adequate off-street paved, marked, and lighted parking for staff and visitors for daily operations. Parking lots have reasonable access to school entrances.		Excel	100%
GOOD: Most criteria met: There is adequate off-street paved, marked, and lighted parking for staff and visitors for daily operations. Parking lots have reasonable access to school entrances.		Good	80%
FAIR: Some criteria met: There is adequate off-street paved, marked, and lighted parking for staff and visitors for daily operations. Parking lots have reasonable access to school entrances.		Fair	65%
POOR: 50-64% of criteria met: There is adequate off-street paved, marked, and lighted parking for staff and visitors for daily operations. Parking lots have reasonable access to school entrances.		Poor	50%
UNSAT: None of the criteria met: There is adequate off-street paved, marked, and lighted parking for staff and visitors for daily operations. Parking lots have reasonable access to school entrances.		Unsat	0%

Item Name	Possible Points	Rating	Pct
<b>Athletic Courts and Fields</b>	<b>1.047</b>		
EXCEL: All or nearly all criteria met: Courts and fields are sized to allow organized activity with hard and soft surfaces, adjacent to the school. There is adequate seating, restrooms, and support facilities.		Excel	100%
GOOD: Most criteria met: Courts and fields are sized to allow organized activity with hard and soft surfaces, adjacent to the school. There is adequate seating, restrooms, and support facilities.		Good	80%
FAIR: Some criteria met: Courts and fields are sized to allow organized activity with hard and soft surfaces, adjacent to the school. There is adequate seating, restrooms, and support facilities.		Fair	65%
POOR: Few criteria met: Courts and fields are sized to allow organized activity with hard and soft surfaces, adjacent to the school. There is adequate seating, restrooms, and support facilities.		Poor	50%
UNSAT: None of the criteria met: Courts and fields are sized to allow organized activity with hard and soft surfaces, adjacent to the school. There is adequate seating, restrooms, and support facilities.		Unsat	0%
<b>Safety and Security</b>	<b>5.276</b>		
<b>Fencing</b>	<b>0.776</b>		
EXCEL: All or nearly all criteria met: The school site is appropriately fenced. Entrances and egresses are limited, where appropriate.		Excel	100%
GOOD: Most criteria met: The school site is appropriately fenced. Entrances and egresses are limited, where appropriate.		Good	80%
FAIR: Some criteria met: The school site is appropriately fenced. Entrances and egresses are limited, where appropriate.		Fair	65%
POOR: Few criteria met: The school site is appropriately fenced. Entrances and egresses are limited, where appropriate.		Poor	50%
UNSAT: None of the criteria met: The school site is appropriately fenced. Entrances and egresses are limited, where appropriate.		Unsat	0%
<b>Signage &amp; Way Finding</b>	<b>1.000</b>		
EXCEL: All or nearly all criteria met: Adequate signage or graphics direct the public to major spaces (e.g. entrance, office, gym, auditorium, etc.) of the school and grounds. Traffic and parking signs are adequate. All rooms are identified with signs.		Excel	100%
GOOD: Most criteria met: Adequate signage or graphics direct the public to major spaces (e.g. entrance, office, gym, auditorium, etc.) of the school and grounds. Traffic and parking signs are adequate. All rooms are identified with signs.		Good	80%
FAIR: Some criteria met: Adequate signage or graphics direct the public to major spaces (e.g. entrance, office, gym, auditorium, etc.) of the school and grounds. Traffic and parking signs are adequate. All rooms are identified with signs.		Fair	65%
POOR: Few criteria met: Adequate signage or graphics direct the public to major spaces (e.g. entrance, office, gym, auditorium, etc.) of the school and grounds. Traffic and parking signs are adequate. All rooms are identified with signs.		Poor	50%
UNSAT: None of the criteria met: Adequate signage or graphics direct the public to major spaces (e.g. entrance, office, gym, auditorium, etc.) of the school and grounds. Traffic and parking signs are adequate. All rooms are identified with signs.		Unsat	0%
<b>Ease of Supervision</b>	<b>3.000</b>		
EXCEL: All or nearly all criteria met: Supervision is enhanced through proper sightlines, few or no "hiding areas", appropriate interior/exterior lighting, good direct visibility or via security cameras both inside and outside the building.		Excel	100%
GOOD: Most criteria met: Supervision is enhanced through proper sightlines, few or no "hiding areas", appropriate interior/exterior lighting, good direct visibility or via security cameras both inside and outside the building.		Good	80%
FAIR: Some criteria met: Supervision is enhanced through proper sightlines, few or no "hiding areas", appropriate interior/exterior lighting, good direct visibility or via security cameras both inside and outside the building.		Fair	65%
POOR: Few criteria met: Supervision is enhanced through proper sightlines, few or no "hiding areas", appropriate interior/exterior lighting, good direct visibility or via security cameras both inside and outside the building.		Poor	50%
UNSAT: None of the criteria met: Supervision is enhanced through proper sightlines, few or no "hiding areas", appropriate interior/exterior lighting, good direct visibility or via security cameras both inside and outside the building.		Unsat	0%
<b>Controlled Entrances</b>	<b>0.500</b>		
EXCEL: All or nearly all criteria met: School design or configuration allows for control of entrances to the school. Public entrances are easily supervised.		Excel	100%
GOOD: Most criteria met: School design or configuration allows for control of entrances to the school. Public entrances are easily supervised.		Good	80%
FAIR: Some criteria met: School design or configuration allows for control of entrances to the school. Public entrances are easily supervised.		Fair	65%
POOR: Few criteria met: School design or configuration allows for control of entrances to the school. Public entrances are easily supervised.		Poor	50%
UNSAT: None of the criteria met: School design or configuration allows for control of entrances to the school. Public entrances are easily supervised.		Unsat	0%



Item Name	Possible Points	Rating	Pct
<b>Suitability - HS</b>	<b>100.000</b>		
<b>Learning Environment</b>	<b>8.500</b>		
<b>Learning Style Variety</b>	<b>5.000</b>		
EXCEL: All or nearly all: Spaces allow for various group sizes, projects, individual workstations, as well as general classrooms. Spaces are flexible, allowing for differentiated instruction to accommodate multiple teaching and learning styles.		<b>Excel</b>	<b>100%</b>
GOOD: Most criteria met: Spaces allow for various group sizes, projects, individual workstations, as well as general classrooms. Spaces are flexible, allowing for differentiated instruction to accommodate multiple teaching and learning styles.		<b>Good</b>	<b>80%</b>
FAIR: Some criteria met: Spaces allow for various group sizes, projects, individual workstations, as well as general classrooms. Spaces are flexible, allowing for differentiated instruction to accommodate multiple teaching and learning styles.		<b>Fair</b>	<b>65%</b>
POOR: Few criteria met: Spaces allow for various group sizes, projects, individual workstations, as well as general classrooms. Spaces are flexible, allowing for differentiated instruction to accommodate multiple teaching and learning styles.		<b>Poor</b>	<b>50%</b>
UNSAT: None of the criteria met: Spaces allow for various group sizes, projects, individual workstations, as well as general classrooms. Spaces are flexible, allowing for differentiated instruction to accommodate multiple teaching and learning styles.		<b>Unsat</b>	<b>0%</b>
<b>Interior Environment</b>	<b>2.000</b>		
EXCEL: The facility provides an inviting and stimulating environment. Spatial configurations, interior circulation, natural light, acoustics, temp, air quality, lighting levels and the overall aesthetics support and promote learning.		<b>Excel</b>	<b>100%</b>
GOOD: Facility has most elements to provide an inviting and stimulating environment. Most spatial configurations, interior circulation, natural light, acoustics, temp, air quality, lighting levels and the overall aesthetics support and promote learning.		<b>Good</b>	<b>80%</b>
FAIR: Facility has some elements to provide an inviting and stimulating environment. Some spatial configurations, interior circulation, natural light, acoustics, temp, air quality, lighting levels and the overall aesthetics support and promote learning.		<b>Fair</b>	<b>65%</b>
POOR: Facility has few elements to provide an inviting and stimulating environment. Few spatial configurations, interior circulation, natural light, acoustics, temp, air quality, lighting levels and the overall aesthetics support and promote learning.		<b>Poor</b>	<b>50%</b>
UNSAT: Facility has no elements to provide an inviting and stimulating environment. No spatial configurations, natural light, acoustics, temp, air quality, lighting levels and the overall aesthetics support and promote learning.		<b>Unsat</b>	<b>0%</b>
<b>Exterior Environment</b>	<b>1.500</b>		
EXCEL: Exterior facility promotes additional learning opportunities through outdoor learning labs and social gathering spaces.		<b>Excel</b>	<b>100%</b>
GOOD: Exterior facility provides many additional learning opportunities through outdoor learning labs and social gathering spaces.		<b>Good</b>	<b>80%</b>
FAIR: Exterior facility provides some additional learning opportunities through outdoor learning labs and social gathering spaces.		<b>Fair</b>	<b>65%</b>
POOR: Exterior facility provides few additional learning opportunities through outdoor learning labs and social gathering spaces.		<b>Poor</b>	<b>50%</b>
UNSAT: Exterior facility does not promotes additional learning opportunities through outdoor learning labs and social gathering spaces.		<b>Unsat</b>	<b>0%</b>
<b>General Classrooms</b>	<b>19.500</b>		
<b>Environment</b>	<b>3.900</b>		
EXCEL: All or nearly all criteria met: Room(s) provide an inviting and stimulating environment: spatial config. aligns with the instructional program, appropriate natural light, views, acoustics, temp, air quality, lighting levels and overall aesthetics.		<b>Excel</b>	<b>100%</b>
GOOD: Most criteria met: Room(s) provide an inviting and stimulating environment: spatial configuration aligns with the instructional program, appropriate natural light, views, acoustics, temp, air quality, lighting levels and overall aesthetics.		<b>Good</b>	<b>80%</b>
FAIR: Some criteria met: Room(s) provide an inviting and stimulating environment: spatial configuration aligns with the instructional program, appropriate natural light, views, acoustics, temp, air quality, lighting levels and overall aesthetics.		<b>Fair</b>	<b>65%</b>
POOR: Few criteria met: Room(s) provide an inviting and stimulating environment: spatial configuration aligns with the instructional program, appropriate natural light, views, acoustics, temp, air quality, lighting levels and overall aesthetics.		<b>Poor</b>	<b>50%</b>
UNSAT: None of the criteria met: Room(s) provide an inviting and stimulating environment: spatial configuration aligns with the instructional program, appropriate natural light, views, acoustics, temp, air quality, lighting levels and overall aesthetics.		<b>Unsat</b>	<b>0%</b>
<b>Size</b>	<b>9.750</b>		
EXCEL: 90-100% of criteria met: Room(s) meet instructional space guidelines/standards.		<b>Excel</b>	<b>100%</b>
GOOD: 80-89% of criteria met: Room(s) meet instructional space guidelines/standards.		<b>Good</b>	<b>80%</b>
FAIR: 65-79% of criteria met: Room(s) meet instructional space guidelines/standards.		<b>Fair</b>	<b>65%</b>

Item Name	Possible Points	Rating	Pct
POOR: 50-64% of criteria met: Room(s) meet instructional space guidelines/standards.		Poor	50%
UNSAT: <50% of criteria met: Room(s) meet instructional space guidelines/standards.		Unsat	0%
<b>Location</b>	<b>2.925</b>		
EXCEL: All or nearly all criteria met: General classrooms are located appropriately for the instructional program. They are acoustically isolated from noisy spaces (e.g. gyms, kitchens, music).		Excel	100%
GOOD: Most criteria met: General classrooms are located appropriately for the instructional program. They are acoustically isolated from noisy spaces (e.g. gyms, kitchens, music).		Good	80%
FAIR: Some criteria met: General classrooms are located appropriately for the instructional program. They are acoustically isolated from noisy spaces (e.g. gyms, kitchens, music).		Fair	65%
POOR: Few criteria met: General classrooms are located appropriately for the instructional program. They are not acoustically isolated from noisy spaces (e.g. gyms, kitchens, music).		Poor	50%
UNSAT: None of the criteria met: General classrooms are located appropriately for the instructional program. They are not acoustically isolated from noisy spaces (e.g. gyms, kitchens, music).		Unsat	0%
<b>Storage/Fixed Equip</b>	<b>2.925</b>		
EXCEL: All or nearly all criteria met: General classrooms have permanent casework and appropriate teacher and student storage, technology equipment appropriate to the program.		Excel	100%
GOOD: Most criteria met: General classrooms have permanent casework and appropriate teacher and student storage, technology equipment appropriate to the program.		Good	80%
FAIR: Some criteria met: General classrooms have permanent casework and appropriate teacher and student storage, technology equipment appropriate to the program.		Fair	65%
POOR: Few criteria met: General classrooms have permanent casework and appropriate teacher and student storage, technology equipment appropriate to the program.		Poor	50%
UNSAT: None of the criteria met: General classrooms have permanent casework and appropriate teacher and student storage, technology equipment appropriate to the program.		Unsat	0%
<b>Self-Contained Special Ed Environment</b>	<b>2.663</b> <b>0.533</b>		
EXCEL: All or nearly all criteria met: Room(s) provide an inviting and stimulating environment: spatial config. aligns with the instructional program, appropriate natural light, views, acoustics, temp, air quality, lighting levels and overall aesthetics.		Excel	100%
GOOD: Most criteria met: Room(s) provide an inviting and stimulating environment: spatial configuration aligns with the instructional program, appropriate natural light, views, acoustics, temp, air quality, lighting levels and overall aesthetics.		Good	80%
FAIR: Some criteria met: Room(s) provide an inviting and stimulating environment: spatial configuration aligns with the instructional program, appropriate natural light, views, acoustics, temp, air quality, lighting levels and overall aesthetics.		Fair	65%
POOR: Few criteria met: Room(s) provide an inviting and stimulating environment: spatial configuration aligns with the instructional program, appropriate natural light, views, acoustics, temp, air quality, lighting levels and overall aesthetics.		Poor	50%
UNSAT: None of the criteria met: Room(s) provide an inviting and stimulating environment: spatial configuration aligns with the instructional program, appropriate natural light, views, acoustics, temp, air quality, lighting levels and overall aesthetics.		Unsat	0%
<b>Size</b>	<b>1.331</b>		
EXCEL: 90-100% of criteria met: Room(s) meet instructional space guidelines and standards. Standards may include office, breakout, kitchen, restroom, changing area, etc.		Excel	100%
GOOD: 80-89% of criteria met: Room(s) meet instructional space guidelines and standards. Standards may include office, breakout, kitchen, restroom, changing area, etc.		Good	80%
FAIR: 65-79% of criteria met: Room(s) meet instructional space guidelines and standards. Standards may include office, breakout, kitchen, restroom, changing area, etc.		Fair	65%
POOR: 50-64% of criteria met: Room(s) meet instructional space guidelines and standards. Standards may include office, breakout, kitchen, restroom, changing area, etc.		Poor	50%
UNSAT: <50% of criteria met: Room(s) meet instructional space guidelines and standards. Standards may include office, breakout, kitchen, restroom, changing area, etc.		Unsat	0%
<b>Location</b>	<b>0.399</b>		
EXCEL: All or nearly all criteria met: Room(s) are located appropriately for the instructional program. They are acoustically isolated.		Excel	100%
GOOD: Most criteria met: Room(s) are located appropriately for the instructional program. They are acoustically isolated.		Good	80%
FAIR: Some criteria met: Room(s) are located appropriately for the instructional program. They are acoustically isolated.		Fair	65%
POOR: Few criteria met: Room(s) are located appropriately for the instructional program. They are acoustically isolated.		Poor	50%
UNSAT: None of the criteria met: Room(s) are located appropriately for the instructional program. They are acoustically isolated.		Unsat	0%
<b>Storage/Fixed Equip</b>	<b>0.399</b>		

Item Name	Possible Points	Rating	Pct
EXCEL: All or nearly all criteria met: Room(s) have adequate permanent casework, teacher and student storage, special needs equipment and technology equipment appropriate to the program.		Excel	100%
GOOD: Most criteria met: Room(s) have adequate permanent casework, teacher and student storage, special needs equipment and technology equipment appropriate to the program.		Good	80%
FAIR: Some criteria met: Room(s) have adequate permanent casework, teacher and student storage, special needs equipment and technology equipment appropriate to the program.		Fair	65%
POOR: Few criteria met: Room(s) have adequate permanent casework, teacher and student storage, special needs equipment and technology equipment appropriate to the program.		Poor	50%
UNSAT: None of the criteria met: Room(s) have adequate permanent casework, teacher and student storage, special needs equipment and technology equipment appropriate to the program.		Unsat	0%
<b>Instructional Resource Rooms</b>	<b>3.994</b>		
<b>Environment</b>	<b>0.799</b>		
EXCEL: All or nearly all criteria met: Room(s) provide an inviting and stimulating environment: spatial config. aligns with the instructional program, appropriate natural light, views, acoustics, temp, air quality, lighting levels and overall aesthetics.		Excel	100%
GOOD: Most criteria met: Room(s) provide an inviting and stimulating environment: spatial configuration aligns with the instructional program, appropriate natural light, views, acoustics, temp, air quality, lighting levels and overall aesthetics.		Good	80%
FAIR: Some criteria met: Room(s) provide an inviting and stimulating environment: spatial configuration aligns with the instructional program, appropriate natural light, views, acoustics, temp, air quality, lighting levels and overall aesthetics.		Fair	65%
POOR: Few criteria met: Room(s) provide an inviting and stimulating environment: spatial configuration aligns with the instructional program, appropriate natural light, views, acoustics, temp, air quality, lighting levels and overall aesthetics.		Poor	50%
UNSAT: None of the criteria met: Room(s) provide an inviting and stimulating environment: spatial configuration aligns with the instructional program, appropriate natural light, views, acoustics, temp, air quality, lighting levels and overall aesthetics.		Unsat	0%
<b>Size</b>	<b>1.997</b>		
EXCEL: 90-100% of criteria met: Instructional resource rooms (Special Education, Title 1, ESL, Intervention, Gifted & Talented, Reading Resource, PT/OT, etc.) meet instructional space guidelines/standards.		Excel	100%
GOOD: 80-89% of criteria met: Instructional resource rooms (Special Education, Title 1, ESL, Intervention, Gifted & Talented, Reading Resource, PT/OT, etc.) meet instructional space guidelines/standards.		Good	80%
FAIR: 65-79% of criteria met: Instructional resource rooms (Special Education, Title 1, ESL, Intervention, Gifted & Talented, Reading Resource, PT/OT, etc.) meet instructional space guidelines/standards.		Fair	65%
POOR: 50-64% of criteria met: Instructional resource rooms (Special Education, Title 1, ESL, Intervention, Gifted & Talented, Reading Resource, PT/OT, etc.) meet instructional space guidelines/standards.		Poor	50%
UNSAT: <50% of criteria met: Instructional resource rooms (Special Education, Title 1, ESL, Intervention, Gifted & Talented, Reading Resource, PT/OT, etc.) meet instructional space guidelines/standards.		Unsat	0%
<b>Location</b>	<b>0.599</b>		
EXCEL: All or nearly all criteria met: Room(s) are located for ease of access and appropriate program services for students being served. They are acoustically isolated from noisy spaces.		Excel	100%
GOOD: Most criteria met: Room(s) are located for ease of access and appropriate program services for students being served. They are acoustically isolated from noisy spaces.		Good	80%
FAIR: Some criteria met: Room(s) are located for ease of access and appropriate program service for students being served. They are acoustically isolated from noisy spaces.		Fair	65%
POOR: Few criteria met: Room(s) are located for ease of access and appropriate program service for students being served. They are acoustically isolated from noisy spaces.		Poor	50%
UNSAT: None of the criteria met: Room(s) are located for ease of access and appropriate program service for students being served. They are acoustically isolated from noisy spaces.		Unsat	0%
<b>Storage/Fixed Equip</b>	<b>0.599</b>		
EXCEL: All or nearly all criteria met: Room(s) have adequate permanent casework, teacher and student storage, program equipment, and technology equipment appropriate to the program.		Excel	100%
GOOD: Most criteria met: Room(s) have adequate permanent casework, teacher and student storage, program equipment, and technology equipment appropriate to the program.		Good	80%
FAIR: Some criteria met: Room(s) have adequate permanent casework, teacher and student storage, program equipment, and technology equipment appropriate to the program.		Fair	65%
POOR: Few criteria met: Room(s) have adequate permanent casework, teacher and student storage, program equipment, and technology equipment appropriate to the program.		Poor	50%
UNSAT: None of the criteria met: Room(s) have adequate permanent casework, teacher and student storage, program equipment, and technology equipment appropriate to the program.		Unsat	0%
<b>Science</b>	<b>4.149</b>		
<b>Environment</b>	<b>0.830</b>		

Item Name	Possible Points	Rating	Pct
EXCEL: All or nearly all criteria met: Room(s) provide an inviting and stimulating environment: spatial config. aligns with the instructional program, appropriate natural light, views, acoustics, temp, air quality, lighting levels and overall aesthetics.		Excel	100%
GOOD: Most criteria met: Room(s) provide an inviting and stimulating environment: spatial configuration aligns with the instructional program, appropriate natural light, views, acoustics, temp, air quality, lighting levels and overall aesthetics.		Good	80%
FAIR: Some criteria met: Room(s) provide an inviting and stimulating environment: spatial configuration aligns with the instructional program, appropriate natural light, views, acoustics, temp, air quality, lighting levels and overall aesthetics.		Fair	65%
POOR: Few of the criteria met: Room(s) provide an inviting and stimulating environment: spatial configuration aligns with the instructional program, appropriate natural light, views, acoustics, temp, air quality, lighting levels and overall aesthetics.		Poor	50%
UNSAT: None of the criteria met: Room(s) provide an inviting and stimulating environment: spatial configuration aligns with the instructional program, appropriate natural light, views, acoustics, temp, air quality, lighting levels and overall aesthetics.		Unsat	0%
<b>Size</b>	<b>2.075</b>		
EXCEL: 90-100% of criteria met: Room(s) including labs, classrooms, prep space, etc. meet instructional space guidelines/standards.		Excel	100%
GOOD: 80-89% of criteria met: Room(s) meet instructional space guidelines/standards.		Good	80%
FAIR: 65-79% of criteria met: Room(s) meet instructional space guidelines/standards.		Fair	65%
POOR: 50-64% of criteria met: Room(s) meet instructional space guidelines/standards.		Poor	50%
UNSAT: <50% of criteria met: Room(s) meet instructional space guidelines/standards.		Unsat	0%
<b>Location</b>	<b>0.622</b>		
EXCEL: All or nearly all criteria met: Room(s) are located appropriately to support the instructional program.		Excel	100%
GOOD: Most criteria met: Room(s) are located appropriately to support the instructional program.		Good	80%
FAIR: Some criteria met: Room(s) are located appropriately to support the instructional program.		Fair	65%
POOR: Few of the criteria met: Room(s) are located appropriately to support the instructional program.		Poor	50%
UNSAT: None of the criteria met: Room(s) are located appropriately to support the instructional program.		Unsat	0%
<b>Storage/Fixed Equip</b>	<b>0.622</b>		
EXCEL: All or nearly all criteria met: Room(s) have adequate permanent casework, appropriate storage, safety equipment, and technology equip.		Excel	100%
GOOD: Most criteria met: Room(s) have adequate permanent casework, appropriate storage, safety equipment, and technology equip.		Good	80%
FAIR: Some criteria met: Room(s) have adequate permanent casework, appropriate storage, safety equipment, and technology equip.		Fair	65%
POOR: Few of the criteria met: Room(s) have adequate permanent casework, appropriate storage, safety equipment, and technology equip.		Poor	50%
UNSAT: None of the criteria met: Room(s) have adequate permanent casework, appropriate storage, safety equipment, and technology equip.		Unsat	0%
<b>Music</b>	<b>2.969</b>		
<b>Environment</b>	<b>0.594</b>		
EXCEL: All or nearly all criteria met: Room(s) provide an inviting and stimulating environment: spatial configuration aligns with the instructional program, acoustics, temp, air quality, lighting levels and overall aesthetics.		Excel	100%
GOOD: Most criteria met: Room(s) provide an inviting and stimulating environment: spatial configuration aligns with the instructional program, acoustics, temp, air quality, lighting levels and overall aesthetics.		Good	80%
FAIR: Some criteria met: Room(s) provide an inviting and stimulating environment: spatial configuration aligns with the instructional program, acoustics, temp, air quality, lighting levels and overall aesthetics.		Fair	65%
POOR: Few criteria met: Room(s) provide an inviting and stimulating environment: spatial configuration aligns with the instructional program, acoustics, temp, air quality, lighting levels and overall aesthetics.		Poor	50%
UNSAT: None of the criteria met: Room(s) provide an inviting and stimulating environment: spatial configuration aligns with the instructional program, acoustics, temp, air quality, lighting levels and overall aesthetics.		Unsat	0%
<b>Size</b>	<b>1.485</b>		
EXCEL: 90-100% of criteria met: Room(s) including practice rooms and offices meet instructional space guidelines/standards.		Excel	100%
GOOD: 80-89% of criteria met: Room(s) including practice rooms and offices meet instructional space guidelines/standards.		Good	80%
FAIR: 65-79% of criteria met: Room(s) including practice rooms and offices meet instructional space guidelines/standards.		Fair	65%
POOR: 50-64% of criteria met: Room(s) including practice rooms and offices meet instructional space guidelines/standards.		Poor	50%
UNSAT: <50% of criteria met: Room(s) including practice rooms and offices meet instructional space guidelines/standards.		Unsat	0%

Item Name	Possible Points	Rating	Pct
<b>Location</b>	<b>0.445</b>		
EXCEL: All or nearly all criteria met: Room(s) are located appropriately for the instructional program. The spaces are acoustically isolated from the quiet spaces of the school.		Excel	100%
GOOD: Most criteria met: Room(s) are located appropriately for the instructional program. The spaces are acoustically isolated from the quiet spaces of the school.		Good	80%
FAIR: Some criteria met: Room(s) are located appropriately for the instructional program. The spaces are acoustically isolated from the quiet spaces of the school.		Fair	65%
POOR: Few criteria met: Room(s) are located appropriately for the instructional program. The spaces are acoustically isolated from the quiet spaces of the school.		Poor	50%
UNSAT: None of the criteria met: Room(s) are located appropriately for the instructional program. The spaces are acoustically isolated from the quiet spaces of the school.		Unsat	0%
<b>Storage/Fixed Equip</b>	<b>0.445</b>		
EXCEL: All or nearly all criteria met: Room(s) have adequate casework, storage, sinks, and technology equipment appropriate to the program.		Excel	100%
GOOD: Most criteria met: Room(s) have adequate casework, storage, sinks, and technology equipment appropriate to the program.		Good	80%
FAIR: Some criteria met: Room(s) have adequate casework, storage, sinks, and technology equipment appropriate to the program.		Fair	65%
POOR: Few criteria met: Room(s) have adequate casework, storage, sinks, and technology equipment appropriate to the program.		Poor	50%
UNSAT: None of the criteria met: Room(s) have adequate casework, storage, sinks, and technology equipment appropriate to the program.		Unsat	0%
<b>Art Environment</b>	<b>3.325</b> <b>0.665</b>		
EXCEL: All or nearly all criteria met: Room(s) provide an inviting and stimulating environment: spatial config. aligns with the instructional program, appropriate natural light, views, acoustics, temp, air quality, lighting levels and overall aesthetics.		Excel	100%
GOOD: Most criteria met: Room(s) provide an inviting and stimulating environment: spatial configuration aligns with the instructional program, appropriate natural light, views, acoustics, temp, air quality, lighting levels and overall aesthetics.		Good	80%
FAIR: Some criteria met: Room(s) provide an inviting and stimulating environment: spatial configuration aligns with the instructional program, appropriate natural light, views, acoustics, temp, air quality, lighting levels and overall aesthetics.		Fair	65%
POOR: Few criteria met: Room(s) provide an inviting and stimulating environment: spatial configuration aligns with the instructional program, appropriate natural light, views, acoustics, temp, air quality, lighting levels and overall aesthetics.		Poor	50%
UNSAT: None of the criteria met: Room(s) provide an inviting and stimulating environment: spatial configuration aligns with the instructional program, appropriate natural light, views, acoustics, temp, air quality, lighting levels and overall aesthetics.		Unsat	0%
<b>Size</b>	<b>1.663</b>		
EXCEL: 90-100% of criteria met: Room(s) meet instructional space guidelines/standards.		Excel	100%
GOOD: 80-89% of criteria met: Room(s) meet instructional space guidelines/standards.		Good	80%
FAIR: 65-79% of criteria met: Room(s) meet instructional space guidelines/standards.		Fair	65%
POOR: 50-64% of criteria met: Room(s) meet instructional space guidelines/standards.		Poor	50%
UNSAT: <50% of criteria met: Room(s) meet instructional space guidelines/standards.		Unsat	0%
<b>Location</b>	<b>0.499</b>		
EXCEL: All or nearly all criteria met: Room(s) are located appropriately for the instructional program. The spaces have easy access to outside art space.		Excel	100%
GOOD: Most criteria met: Room(s) are located appropriately for the instructional program. The spaces have easy access to outside art space.		Good	80%
FAIR: Some criteria met: Room(s) are located appropriately for the instructional program. The spaces have easy access to outside art space.		Fair	65%
POOR: Few criteria met: Room(s) are located appropriately for the instructional program. The spaces have easy access to outside art space.		Poor	50%
UNSAT: None of the criteria met: Room(s) are located appropriately for the instructional program. The spaces have easy access to outside art space.		Unsat	0%
<b>Storage/Fixed Equip</b>	<b>0.499</b>		
EXCEL: All or nearly all of criteria met: Room(s) have adequate permanent casework, appropriate materials and project storage, sinks w/clay traps, kiln w/appropriate ventilation, display space, hard surfaced flooring, and technology equip.		Excel	100%
GOOD: Most criteria met: Room(s) have adequate permanent casework, appropriate materials and project storage, sinks w/clay traps, kiln w/appropriate ventilation, display space, hard surfaced flooring, and technology equip.		Good	80%



Item Name	Possible Points	Rating	Pct
FAIR: Some criteria met: Room(s) have adequate permanent casework, appropriate materials and project storage, sinks w/clay traps, kiln w/appropriate ventilation, display space, hard surfaced flooring, and technology equip.		Fair	65%
POOR: Few criteria met: Room(s) have adequate permanent casework, appropriate materials and project storage, sinks w/clay traps, kiln w/appropriate ventilation, display space, hard surfaced flooring, and technology equip.		Poor	50%
UNSAT: None of the criteria met: Room(s) have adequate permanent casework, appropriate materials and project storage, sinks w/clay traps, kiln w/appropriate ventilation, display space, hard surfaced flooring, and technology equip.		Unsat	0%
<b>Career Tech Ed</b>	<b>8.545</b>		
<b>Environment</b>	<b>1.709</b>		
EXCEL: All or nearly all criteria met: Room(s) provide an inviting and stimulating environment: spatial config. aligns with the instructional program, appropriate natural light, views, acoustics, temp, air quality, lighting levels and overall aesthetics.		Excel	100%
GOOD: Most criteria met: Room(s) provide an inviting and stimulating environment: spatial configuration aligns with the instructional program, appropriate natural light, views, acoustics, temp, air quality, lighting levels and overall aesthetics.		Good	80%
FAIR: Some criteria met: Room(s) provide an inviting and stimulating environment: spatial configuration aligns with the instructional program, appropriate natural light, views, acoustics, temp, air quality, lighting levels and overall aesthetics.		Fair	65%
POOR: Few of the criteria met: Room(s) provide an inviting and stimulating environment: spatial configuration aligns with the instructional program, appropriate natural light, views, acoustics, temp, air quality, lighting levels and overall aesthetics.		Poor	50%
UNSAT: None of the criteria met: Room(s) provide an inviting and stimulating environment: spatial configuration aligns with the instructional program, appropriate natural light, views, acoustics, temp, air quality, lighting levels and overall aesthetics.		Unsat	0%
<b>Size</b>	<b>4.273</b>		
EXCEL: 90-100% of criteria met: Room(s) including classrooms, labs, shops, outdoor spaces, offices, etc. meet instructional space guidelines/standards.		Excel	100%
GOOD: 80-89% of criteria met: Room(s) including classrooms, labs, shops, outdoor spaces, offices, etc. meet instructional space guidelines/standards.		Good	80%
FAIR: 65-79% of criteria met: Room(s) including classrooms, labs, shops, outdoor spaces, offices, etc. meet instructional space guidelines/standards.		Fair	65%
POOR: 50-64% of criteria met: Room(s) including classrooms, labs, shops, outdoor spaces, offices, etc. meet instructional space guidelines/standards.		Poor	50%
UNSAT: <50% of criteria met: Room(s) including classrooms, labs, shops, outdoor spaces, offices, etc. meet instructional space guidelines/standards.		Unsat	0%
<b>Location</b>	<b>1.282</b>		
EXCEL: All or nearly all criteria met: Room(s) are located appropriately to support the instructional program. Acoustical isolation as necessary. Appropriate material delivery areas.		Excel	100%
GOOD: Most criteria met: Room(s) are located appropriately to support the instructional program. Acoustical isolation as necessary. Appropriate material delivery areas.		Good	80%
FAIR: Some criteria met: Room(s) are located appropriately to support the instructional program. Acoustical isolation as necessary. Appropriate material delivery areas.		Fair	65%
POOR: Few of the criteria met: Room(s) are located appropriately to support the instructional program. Acoustical isolation as necessary. Appropriate material delivery areas.		Poor	50%
UNSAT: None of the criteria met: Room(s) are located appropriately to support the instructional program. Acoustical isolation as necessary. Appropriate material delivery areas.		Unsat	0%
<b>Storage/Fixed Equip</b>	<b>1.282</b>		
EXCEL: All or nearly all criteria met: Room(s) have adequate permanent casework, appropriate storage, safety and technology equip.		Excel	100%
GOOD: Most criteria met: Room(s) have adequate permanent casework, appropriate storage, safety and technology equip.		Good	80%
FAIR: Some criteria met: Room(s) have adequate permanent casework, appropriate storage, safety and technology equip.		Fair	65%
POOR: Few of the criteria met: Room(s) have adequate permanent casework, appropriate storage, safety and technology equip.		Poor	50%
UNSAT: None of the criteria met: Room(s) have adequate permanent casework, appropriate storage, safety and technology equip.		Unsat	0%
<b>Computer Labs</b>	<b>1.500</b>		
<b>Environment</b>	<b>0.300</b>		
EXCEL: All or nearly all criteria met: Room(s) provide an inviting and stimulating environment: spatial configuration aligns with the instructional program, acoustics, temp, air quality, lighting levels and overall aesthetics.		Excel	100%
GOOD: Most criteria met: Room(s) provide an inviting and stimulating environment: spatial configuration aligns with the instructional program, acoustics, temp, air quality, lighting levels and overall aesthetics.		Good	80%

Item Name	Possible Points	Rating	Pct
FAIR: Some criteria met: Room(s) provide an inviting and stimulating environment: spatial configuration aligns with the instructional program, acoustics, temp, air quality, lighting levels and overall aesthetics.		Fair	65%
POOR: Few of the criteria met: Room(s) provide an inviting and stimulating environment: spatial configuration aligns with the instructional program, acoustics, temp, air quality, lighting levels and overall aesthetics.		Poor	50%
UNSAT: None of the criteria met: Room(s) provide an inviting and stimulating environment: spatial configuration aligns with the instructional program, acoustics, temp, air quality, lighting levels and overall aesthetics.		Unsat	0%
<b>Size</b>	<b>0.750</b>		
EXCEL: 90-100% of criteria met: Room(s) meet instructional space guidelines/standards.		Excel	100%
GOOD: 80-89% of criteria met: Room(s) meet instructional space guidelines/standards.		Good	80%
FAIR: 65-79% of criteria met: Room(s) meet instructional space guidelines/standards.		Fair	65%
POOR: 50-64% of criteria met: Room(s) meet instructional space guidelines/standards.		Poor	50%
UNSAT: <50% of criteria met: Room(s) meet instructional space guidelines/standards.		Unsat	0%
<b>Location</b>	<b>0.225</b>		
EXCEL: All or nearly all criteria met: Room(s) are located appropriately to support the instructional program.		Excel	100%
GOOD: Most criteria met: Room(s) are located appropriately to support the instructional program.		Good	80%
FAIR: Some criteria met: Room(s) are located appropriately to support the instructional program.		Fair	65%
POOR: Few criteria met: Room(s) are located appropriately to support the instructional program.		Poor	50%
UNSAT: None of the criteria met: Room(s) are located appropriately to support the instructional program.		Unsat	0%
<b>Storage/Fixed Equip</b>	<b>0.225</b>		
EXCEL: All or nearly all criteria met: Room(s) have adequate permanent casework, appropriate storage, and technology equipment appropriate to the program.		Excel	100%
GOOD: Most criteria met: Room(s) have adequate permanent casework, appropriate storage, and technology equipment appropriate to the program.		Good	80%
FAIR: Some criteria met: Room(s) have adequate permanent casework, appropriate storage, and technology equipment appropriate to the program.		Fair	65%
POOR: Few criteria met: Room(s) have adequate permanent casework, appropriate storage, and technology equipment appropriate to the program.		Poor	50%
UNSAT: <50% of criteria met: Room(s) have adequate permanent casework, appropriate storage, and technology equipment appropriate to the program.		Unsat	0%
<b>P.E.</b>	<b>12.000</b>		
<b>Environment</b>	<b>2.400</b>		
EXCEL: All or nearly all criteria met: Room(s) provide an inviting and stimulating environment: spatial configuration aligns with the instructional program, appropriate natural light, acoustics, temp, air quality, lighting levels and overall aesthetics.		Excel	100%
GOOD: Most criteria met: Room(s) provide an inviting and stimulating environment: spatial configuration aligns with the instructional program, appropriate natural light, acoustics, temp, air quality, lighting levels and overall aesthetics.		Good	80%
FAIR: Some criteria met: Room(s) provide an inviting and stimulating environment: spatial configuration aligns with the instructional program, appropriate natural light, acoustics, temp, air quality, lighting levels and overall aesthetics.		Fair	65%
POOR: Few criteria met: Room(s) provide an inviting and stimulating environment: spatial configuration aligns with the instructional program, appropriate natural light, acoustics, temp, air quality, lighting levels and overall aesthetics.		Poor	50%
UNSAT: None of the criteria met: Room(s) provide an inviting and stimulating environment: spatial configuration aligns with the instructional program, appropriate natural light, acoustics, temp, air quality, lighting levels and overall aesthetics.		Unsat	0%
<b>Size</b>	<b>6.000</b>		
EXCEL: 90-100% of criteria met: Room(s) including gyms, locker rooms, classrooms, auxiliary spaces and offices meet instructional space guidelines/standards.		Excel	100%
GOOD: 80-89% of criteria met: Room(s) including gyms, locker rooms, classrooms, auxiliary spaces and offices meet instructional space guidelines/standards.		Good	80%
FAIR: 65-79% of criteria met: Room(s) including gyms, locker rooms, classrooms, auxiliary spaces and offices meet instructional space guidelines/standards.		Fair	65%
POOR: 50-64% of criteria met: Room(s) including gyms, locker rooms, classrooms, auxiliary spaces and offices meet instructional space guidelines/standards.		Poor	50%
UNSAT: <50% of criteria met: Room(s) including gyms, locker rooms, classrooms, auxiliary spaces and offices meet instructional space guidelines/standards.		Unsat	0%
<b>Location</b>	<b>1.800</b>		
EXCEL: All or nearly all criteria met: P.E. spaces are acoustically isolated from the quiet spaces and provide convenient public & after-school access with the means to restrict access to other spaces. Convenient access to student and public restrooms.		Excel	100%

Item Name	Possible Points	Rating	Pct
GOOD: Most criteria met: Physical education spaces are acoustically isolated from the quiet spaces and provide convenient public & after-school access with the means to restrict access to other spaces. Convenient access to student and public restrooms.		Good	80%
FAIR: Some criteria met: Physical education spaces are acoustically isolated from the quiet spaces and provide convenient public & after-school access with the means to restrict access to other spaces. Convenient access to student and public restrooms.		Fair	65%
POOR: Few criteria met: Physical education spaces are acoustically isolated from the quiet spaces and provide convenient public & after-school access with the means to restrict access to other spaces. Convenient access to student and public restrooms.		Poor	50%
UNSAT: None of the criteria met: P.E. spaces are acoustically isolated from the quiet spaces and provide convenient public & after-school access with the means to restrict access to other spaces. Convenient access to student and public restrooms.		Unsat	0%
<b>Storage/Fixed Equip</b>	<b>1.800</b>		
EXCEL: All or nearly all criteria met: Room(s) have adequate and appropriate storage, water fountains and fixed equipment (backboards, safety padding, etc.). Performance areas have adequate spectator seating for athletic events. Appropriate IT equipment.		Excel	100%
GOOD: Most criteria met: Room(s) have adequate and appropriate storage, water fountains and fixed equipment (backboards, safety padding, etc.). Performance areas have adequate spectator seating for athletic events. Appropriate IT equipment.		Good	80%
FAIR: Some criteria met: Room(s) have adequate and appropriate storage, water fountains and fixed equipment (backboards, safety padding, etc.). Performance areas have adequate spectator seating for athletic events. Appropriate IT equipment.		Fair	65%
POOR: Few criteria met: Room(s) have adequate and appropriate storage, water fountains and fixed equipment (backboards, safety padding, etc.). Performance areas have adequate spectator seating for athletic events. Appropriate IT equipment.		Poor	50%
UNSAT: None of the criteria met: Room(s) have adequate and appropriate storage, water fountains and fixed equipment (backboards, safety padding, etc.). Performance areas have adequate spectator seating for athletic events. Appropriate IT equipment.		Unsat	0%
<b>Performing Arts Environment</b>	<b>1.603 0.321</b>		
EXCEL: All or nearly all criteria met: Room(s) provide an inviting and stimulating environment: spatial config. aligns with the instructional program, acoustics, temp, air quality, lighting levels and overall aesthetics.		Excel	100%
GOOD: Most criteria met: Room(s) provide an inviting and stimulating environment: spatial config. aligns with the instructional program, acoustics, temp, air quality, lighting levels and overall aesthetics.		Good	80%
FAIR: Some criteria met: Room(s) provide an inviting and stimulating environment: spatial config. aligns with the instructional program, acoustics, temp, air quality, lighting levels and overall aesthetics.		Fair	65%
POOR: Few criteria met: Room(s) provide an inviting and stimulating environment: spatial config. aligns with the instructional program, acoustics, temp, air quality, lighting levels and overall aesthetics.		Poor	50%
UNSAT: None of the criteria met: Room(s) provide an inviting and stimulating environment: spatial config. aligns with the instructional program, acoustics, temp, air quality, lighting levels and overall aesthetics.		Unsat	0%
<b>Size</b>	<b>0.802</b>		
EXCEL: 90-100% of criteria met: Performing arts spaces including auditorium, stage, seating, green room, dressing rooms, sound booth, lighting booth, etc. meet instructional space guidelines/standards.		Excel	100%
GOOD: 80-89% of criteria met: Performing arts spaces including auditorium, stage, seating, green room, dressing rooms, sound booth, lighting booth, etc. meet instructional space guidelines/standards.		Good	80%
FAIR: 65-79% of criteria met: Performing arts spaces including auditorium, stage, seating, green room, dressing rooms, sound booth, lighting booth, etc. meet instructional space guidelines/standards.		Fair	65%
POOR: 50-64% of criteria met: Performing arts spaces including auditorium, stage, seating, green room, dressing rooms, sound booth, lighting booth, etc. meet instructional space guidelines/standards.		Poor	50%
UNSAT: <50% of criteria met: Performing arts spaces including auditorium, stage, seating, green room, dressing rooms, sound booth, lighting booth, etc. meet instructional space guidelines/standards.		Unsat	0%
<b>Location</b>	<b>0.241</b>		
EXCEL: All or nearly all criteria met: Spaces are acoustically isolated from the quiet spaces and provide convenient public & after-school access with the means to restrict access to other spaces. Easy access to restrooms and water fountains.		Excel	100%
GOOD: Most criteria met: Performing arts spaces are acoustically isolated from the quiet spaces and provide convenient public & after-school access with the means to restrict access to other spaces. Easy access to restrooms and water fountains.		Good	80%
FAIR: Some criteria met: Performing arts spaces are acoustically isolated from the quiet spaces and provide convenient public & after-school access with the means to restrict access to other spaces. Easy access to restrooms and water fountains.		Fair	65%
POOR: Few criteria met: Performing arts spaces are acoustically isolated from the quiet spaces and provide convenient public & after-school access with the means to restrict access to other spaces. Easy access to restrooms and water fountains.		Poor	50%



Item Name	Possible Points	Rating	Pct
UNSAT: None of the criteria met: Performing arts spaces are acoustically isolated from the quiet spaces and provide convenient public & after-school access with the means to restrict access to other spaces. Easy access to restrooms and water fountains.		Unsat	0%
<b>Storage/Fixed Equip</b>	<b>0.241</b>		
EXCEL: All or nearly all of criteria met: Room(s) have adequate and appropriate storage, curtain, lighting, sound system, and technology equipment appropriate to the program.		Excel	100%
GOOD: Most criteria met: Room(s) have adequate and appropriate storage, curtain, lighting, sound system, and technology equipment appropriate to the program.		Good	80%
FAIR: Some of the criteria met: Room(s) have adequate and appropriate storage, curtain, lighting, sound system, and technology equipment appropriate to the program.		Fair	65%
POOR: Few of the criteria met: Room(s) have adequate and appropriate storage, curtain, lighting, sound system, and technology equipment appropriate to the program.		Poor	50%
UNSAT: None of the criteria met: Room(s) have adequate and appropriate storage, curtain, lighting, sound system, and technology equipment appropriate to the program.		Unsat	0%
<b>Media Center</b>	<b>4.216</b>		
<b>Environment</b>	<b>0.843</b>		
EXCEL: All or nearly all criteria met: Room(s) provide an inviting and stimulating environment: spatial config. aligns with the instructional program, appropriate natural light, views, acoustics, temp, air quality, lighting levels and overall aesthetics.		Excel	100%
GOOD: Most criteria met: Room(s) provide an inviting and stimulating environment: spatial configuration aligns with the instructional program, appropriate natural light, views, acoustics, temp, air quality, lighting levels and overall aesthetics.		Good	80%
FAIR: Some criteria met: Room(s) provide an inviting and stimulating environment: spatial configuration aligns with the instructional program, appropriate natural light, views, acoustics, temp, air quality, lighting levels and overall aesthetics.		Fair	65%
POOR: Few criteria met: Room(s) provide an inviting and stimulating environment: spatial configuration aligns with the instructional program, appropriate natural light, views, acoustics, temp, air quality, lighting levels and overall aesthetics.		Poor	50%
UNSAT: None of the criteria met: Room(s) provide an inviting and stimulating environment: spatial configuration aligns with the instructional program, appropriate natural light, views, acoustics, temp, air quality, lighting levels and overall aesthetics.		Unsat	0%
<b>Size</b>	<b>2.108</b>		
EXCEL: 90-100% of criteria met: Media center spaces (including office, work room, instructional space, conference room, technology space, etc.) meet space guidelines/standards.		Excel	100%
GOOD: 80-89% of criteria met: Media center spaces (including office, work room, instructional space, conference room, technology space, etc.) meet space guidelines/standards.		Good	80%
FAIR: 65-79% of criteria met: Media center spaces (including office, work room, instructional space, conference room, technology space, etc.) meet space guidelines/standards.		Fair	65%
POOR: 50-64% of criteria met: Media center spaces (including office, work room, instructional space, conference room, technology space, etc.) meet space guidelines/standards.		Poor	50%
UNSAT: <50% of criteria met: Media center spaces (including office, work room, instructional space, conference room, technology space, etc.) meet space guidelines/standards.		Unsat	0%
<b>Location</b>	<b>0.632</b>		
EXCEL: All or nearly all criteria met: Media center is located for ease of student and public access. The spaces are acoustically isolated from the noisy spaces of the school (e.g. gyms, kitchens, music, shops, etc.).		Excel	100%
GOOD: Most criteria met: Media center is located for ease of student and public access. The spaces are acoustically isolated from the noisy spaces of the school (e.g. gyms, kitchens, music, shops, etc.).		Good	80%
FAIR: Some criteria met: Media center is located for ease of student and public access. The spaces are acoustically isolated from the noisy spaces of the school (e.g. gyms, kitchens, music, shops, etc.).		Fair	65%
POOR: Few criteria met: Media center is located for ease of student and public access. The spaces are acoustically isolated from the noisy spaces of the school (e.g. gyms, kitchens, music, shops, etc.).		Poor	50%
UNSAT: None of the criteria met: Media center is located for ease of student and public access. The spaces are acoustically isolated from the noisy spaces of the school (e.g. gyms, kitchens, music, shops, etc.).		Unsat	0%
<b>Storage/Fixed Equip</b>	<b>0.632</b>		
EXCEL: All or nearly all criteria met: Room(s) have adequate permanent casework, sink, production space, equipment storage, and technology equipment.		Excel	100%
GOOD: Most criteria met: Room(s) have adequate permanent casework, sink, production space, equipment storage, and technology equipment.		Good	80%
FAIR: Some criteria met: Room(s) have adequate permanent casework, sink, production space, equipment storage, and technology equipment.		Fair	65%
POOR: Few criteria met: Room(s) have adequate permanent casework, sink, production space, equipment storage, and technology equipment.		Poor	50%
UNSAT: None of the criteria met: Room(s) have adequate permanent casework, sink, production space, equipment storage, and technology equipment.		Unsat	0%

Item Name	Possible Points	Rating	Pct
<b>Restrooms (Student)</b>	<b>0.913</b>		
EXCEL: All or nearly all criteria met: Restrooms are appropriately located and adequate in number, well ventilated and fixtures are appropriate. Floor and wall surfaces are washable. Toilet partitions and urinal privacy partitions are in place.		Excel	100%
GOOD: Most criteria met: Restrooms are appropriately located and adequate in number, well ventilated and fixtures are appropriate. Floor and wall surfaces are washable. Toilet partitions and urinal privacy partitions are in place.		Good	80%
FAIR: Some criteria met: Restrooms are appropriately located and adequate in number, well ventilated and fixtures are appropriate. Floor and wall surfaces are washable. Toilet partitions and urinal privacy partitions are in place.		Fair	65%
POOR: Few criteria met: Restrooms are appropriately located and adequate in number, well ventilated and fixtures are appropriate. Floor and wall surfaces are washable. Toilet partitions and urinal privacy partitions are in place.		Poor	50%
UNSAT: None of the criteria met: Restrooms are appropriately located and adequate in number, well ventilated and fixtures are appropriate. Floor and wall surfaces are washable. Toilet partitions and urinal privacy partitions are in place.		Unsat	0%
<b>Administration</b>	<b>2.610</b>		
EXCEL: All or nearly all criteria met: Room(s) (offices, reception, workrooms, conference rooms, and restrooms) are appropriately located, have appropriate fixed equipment, and meet standards/guidelines.		Excel	100%
GOOD: Most criteria met: Room(s) (offices, reception, workrooms, conference rooms, and restrooms) are appropriately located, have appropriate fixed equipment, and meet standards/guidelines.		Good	80%
FAIR: Some criteria met: Room(s) (offices, reception, workrooms, conference rooms, and restrooms) are appropriately located, have appropriate fixed equipment, and meet standards/guidelines.		Fair	65%
POOR: Few criteria met: Room(s) (offices, reception, workrooms, conference rooms, and restrooms) are appropriately located, have appropriate fixed equipment, and meet standards/guidelines.		Poor	50%
UNSAT: None of the criteria met: Room(s) (offices, reception, workrooms, conference rooms, and restrooms) are appropriately located, have appropriate fixed equipment, and meet standards/guidelines.		Unsat	0%
<b>Counseling</b>	<b>0.757</b>		
EXCEL: All or nearly all criteria met: Counseling spaces (offices, reception, group work area, etc.) are appropriately sized. They have adequate secure storage for student records.		Excel	100%
GOOD: Most criteria met: Counseling spaces (offices, reception, group work area, etc.) are appropriately sized. They have adequate secure storage for student records.		Good	80%
FAIR: Some criteria met: Counseling spaces (offices, reception, group work area, etc.) are appropriately sized. They have adequate secure storage for student records.		Fair	65%
POOR: Few criteria met: Counseling spaces (offices, reception, group work area, etc.) are appropriately sized. They have adequate secure storage for student records.		Poor	50%
UNSAT: None of the criteria met: Counseling spaces (offices, reception, group work area, etc.) are appropriately sized. They have adequate secure storage for student records.		Unsat	0%
<b>Clinic</b>	<b>0.238</b>		
EXCEL: All or nearly all criteria met: Clinic spaces are appropriately sized. Located near the admin. area with visual supervision, and have adequate storage, office, restroom, cot area with separation, shower, refrigerator and lockable medicine cabinet.		Excel	100%
GOOD: Most criteria met: Clinic spaces are appropriately sized. Located near the admin. area with visual supervision, and have adequate storage, office, restroom, cot area with separation, shower, refrigerator and lockable medicine cabinet.		Good	80%
FAIR: Some criteria met: Clinic spaces are appropriately sized. Located near the admin. area with visual supervision, and have adequate storage, office, restroom, cot area with separation, shower, refrigerator and lockable medicine cabinet.		Fair	65%
POOR: Few criteria met: Clinic spaces are appropriately sized. Located near the admin. area with visual supervision, and have adequate storage, office, restroom, cot area with separation, shower, refrigerator and lockable medicine cabinet.		Poor	50%
UNSAT: None of the criteria met: Clinic spaces are appropriately sized. Located near the admin. area with visual supervision, and have adequate storage, office, restroom, cot area with separation, shower, refrigerator and lockable medicine cabinet.		Unsat	0%
<b>Staff Lounge-WkRm</b>	<b>0.713</b>		
EXCEL: All or nearly all criteria met: Lounge, workrooms, and restrooms are appropriately sized. They are conveniently located for staff, have appropriate storage and technology equip.		Excel	100%
GOOD: Most criteria met: Lounge, workrooms, and restrooms are appropriately sized. They are conveniently located for staff, have appropriate storage and technology equip.		Good	80%
FAIR: Some criteria met: Lounge, workrooms, and restrooms are appropriately sized. They are conveniently located for staff, have appropriate storage and technology equip.		Fair	65%
POOR: Few criteria met: Lounge, workrooms, and restrooms are appropriately sized. They are conveniently located for staff, have appropriate storage and technology equip.		Poor	50%
UNSAT: None of the criteria met: Lounge, workrooms, and restrooms are appropriately sized. They are conveniently located for staff, have appropriate storage and technology equip.		Unsat	0%
<b>Cafeteria</b>	<b>4.000</b>		

Item Name	Possible Points	Rating	Pct
<p>EXCEL: All or nearly all criteria met: Cafeteria spaces (cafeteria, table and chair storage, etc.) are sized correctly. Circulation and routing are good. They are acoustically isolated, have appropriate storage and seating.</p> <p>GOOD: Most criteria met: Cafeteria spaces (cafeteria, table and chair storage, etc.) are sized correctly. Circulation and routing are good. They are acoustically isolated, have appropriate storage and seating.</p> <p>FAIR: Some criteria met: Cafeteria spaces (cafeteria, table and chair storage, etc.) are sized correctly. Circulation and routing are good. They are acoustically isolated, have appropriate storage and seating.</p> <p>POOR: Few criteria met: Cafeteria spaces (cafeteria, table and chair storage, etc.) are sized correctly. Circulation and routing are good. They are acoustically isolated, have appropriate storage and seating.</p> <p>UNSAT: None of the criteria met: Cafeteria spaces (cafeteria, table and chair storage, etc.) are sized correctly. Circulation and routing are good. They are acoustically isolated, have appropriate storage and seating.</p>		<p>Excel 100%</p> <p>Good 80%</p> <p>Fair 65%</p> <p>Poor 50%</p> <p>Unsat 0%</p>	
<b>Food Service and Prep</b>	<b>5.106</b>		
<p>EXCEL: All or nearly all criteria met: Food service and prep spaces (kitchen, freezer, cooler, office, restrooms, etc.) are sized and located appropriately. They have separate provisions for pickup and delivery, have adequate storage, and fixed equip.</p> <p>GOOD: Most criteria met: Food service and prep spaces (kitchen, freezer, cooler, office, restrooms, etc.) are sized and located appropriately. They have separate provisions for pickup and delivery, have adequate storage, and fixed equip.</p> <p>FAIR: Some criteria met: Food service and prep spaces (kitchen, freezer, cooler, office, restrooms, etc.) are sized and located appropriately. They have separate provisions for pickup and delivery, have adequate storage, and fixed equip.</p> <p>POOR: Few criteria met: Food service and prep spaces (kitchen, freezer, cooler, office, restrooms, etc.) are sized and located appropriately. They have separate provisions for pickup and delivery, have adequate storage, and fixed equip.</p> <p>UNSAT: None of the criteria met: Food service and prep spaces (kitchen, freezer, cooler, office, restrooms, etc.) are sized and located appropriately. They have separate provisions for pickup and delivery, have adequate storage, and fixed equip.</p>		<p>Excel 100%</p> <p>Good 80%</p> <p>Fair 65%</p> <p>Poor 50%</p> <p>Unsat 0%</p>	
<b>Custodial and Maintenance</b>	<b>0.500</b>		
<p>EXCEL: All or nearly all criteria met: Custodial and maintenance spaces (custodial closets, sink, etc.) are appropriately sized. They are appropriate in location, adequate in number and have adequate storage.</p> <p>GOOD: Most criteria met: Custodial and maintenance spaces (custodial closets, sink, etc.) are appropriately sized. They are appropriate in location, adequate in number and have adequate storage.</p> <p>FAIR: Some criteria met: Custodial and maintenance spaces (custodial closets, sink, etc.) are appropriately sized. They are appropriate in location, adequate in number and have adequate storage.</p> <p>POOR: Few criteria met: Custodial and maintenance spaces (custodial closets, sink, etc.) are appropriately sized. They are appropriate in location, adequate in number and have adequate storage.</p> <p>UNSAT: None of the criteria met: Custodial and maintenance spaces (custodial closets, sink, etc.) are appropriately sized. They are appropriate in location, adequate in number and have adequate storage.</p>		<p>Excel 100%</p> <p>Good 80%</p> <p>Fair 65%</p> <p>Poor 50%</p> <p>Unsat 0%</p>	
<b>Outside</b>	<b>6.853</b>		
<b>Vehicular Traffic</b>	<b>1.000</b>		
<p>EXCEL: All or nearly all criteria met: Traffic routing including bus, parent, student, service vehicles, is safe with good separation and is "off-street". There is adequate bus parking near entrances to the bldg.</p> <p>GOOD: Most criteria met: Traffic routing including bus, parent, student, service vehicles, is safe with good separation and is "off-street". There is adequate bus parking near entrances to the bldg.</p> <p>FAIR: Some criteria met: Traffic routing including bus, parent, student, service vehicles, is safe with good separation and is "off-street". There is adequate bus parking near entrances to the bldg.</p> <p>POOR: Few criteria met: Traffic routing including bus, parent, student, service vehicles, is safe with good separation and is "off-street". There is adequate bus parking near entrances to the bldg.</p> <p>UNSAT: None of the criteria met: Traffic routing including bus, parent, student, service vehicles, is safe with good separation and is "off-street". There is adequate bus parking near entrances to the bldg.</p>		<p>Excel 100%</p> <p>Good 80%</p> <p>Fair 65%</p> <p>Poor 50%</p> <p>Unsat 0%</p>	
<b>Pedestrian Traffic</b>	<b>0.980</b>		
<p>EXCEL: All or nearly all criteria met: Pedestrian traffic routing is safe with good separation from vehicular traffic. Routes direct students and public to appropriate entrance.</p> <p>GOOD: Most criteria met: Pedestrian traffic routing is safe with good separation from vehicular traffic. Routes direct students and public to appropriate entrance.</p> <p>FAIR: Some criteria met: Pedestrian traffic routing is safe with good separation from vehicular traffic. Routes direct students and public to appropriate entrance.</p> <p>POOR: Few criteria met: Pedestrian traffic routing has safety and separation problems. Routes do not funnel students to main entrances. Routing does not meet the needs for pedestrian access to the school.</p> <p>UNSAT: None of the criteria met: Pedestrian traffic routing is safe with good separation from vehicular traffic. Routes direct students and public to appropriate entrance.</p>		<p>Excel 100%</p> <p>Good 80%</p> <p>Fair 65%</p> <p>Poor 50%</p> <p>Unsat 0%</p>	
<b>Parking</b>	<b>2.108</b>		
<p>EXCEL: All or nearly all criteria met: There is adequate off-street paved, marked, and lighted parking for students, staff and visitors for typical operations and activities. Parking lots have reasonable access to school entrances and public areas.</p>		Excel 100%	

Item Name	Possible Points	Rating	Pct
GOOD: Most criteria met: There is adequate off-street paved, marked, and lighted parking for students, staff and visitors for typical operations and activities. Parking lots have reasonable access to school entrances and public areas.		Good	80%
FAIR: Some criteria met: There is adequate off-street paved, marked, and lighted parking for students, staff and visitors for typical operations and activities. Parking lots have reasonable access to school entrances and public areas.		Fair	65%
POOR: 50-64% of criteria met: There is adequate off-street paved, marked, and lighted parking for students, staff and visitors for typical operations and activities. Parking lots have reasonable access to school entrances and public areas.		Poor	50%
UNSAT: None of the criteria met: There is adequate off-street paved, marked, and lighted parking for students, staff and visitors for typical operations and activities. Parking lots have reasonable access to school entrances and public areas.		Unsat	0%
<b>Athletic Courts and Fields</b>	<b>2.765</b>		
EXCEL: All or nearly all criteria met: Courts and fields are sized to allow organized activity with hard and soft surfaces, adjacent to the school. There is adequate seating, restrooms, and support facilities.		Excel	100%
GOOD: Most criteria met: Courts and fields are sized to allow organized activity with hard and soft surfaces, adjacent to the school. There is adequate seating, restrooms, and support facilities.		Good	80%
FAIR: Some criteria met: Courts and fields are sized to allow organized activity with hard and soft surfaces, adjacent to the school. There is adequate seating, restrooms, and support facilities.		Fair	65%
POOR: Few criteria met: Courts and fields are sized to allow organized activity with hard and soft surfaces, adjacent to the school. There is adequate seating, restrooms, and support facilities.		Poor	50%
UNSAT: None of the criteria met: Courts and fields are sized to allow organized activity with hard and soft surfaces, adjacent to the school. There is adequate seating, restrooms, and support facilities.		Unsat	0%
<b>Safety and Security</b>	<b>5.347</b>		
<b>Fencing</b>	<b>0.847</b>		
EXCEL: All or nearly all criteria met: The school site is appropriately fenced. Entrances and egresses are limited, where appropriate.		Excel	100%
GOOD: Most criteria met: The school site is appropriately fenced. Entrances and egresses are limited, where appropriate.		Good	80%
FAIR: Some criteria met: The school site is appropriately fenced. Entrances and egresses are limited, where appropriate.		Fair	65%
POOR: Few criteria met: The school site is appropriately fenced. Entrances and egresses are limited, where appropriate.		Poor	50%
UNSAT: None of the criteria met: The school site is appropriately fenced. Entrances and egresses are limited, where appropriate.		Unsat	0%
<b>Signage &amp; Way Finding</b>	<b>1.000</b>		
EXCEL: All or nearly all criteria met: Adequate signage or graphics direct the public to major spaces (e.g. entrance, office, gym, auditorium, etc.) of the school and grounds. Traffic and parking signs are adequate. All rooms are identified with signs.		Excel	100%
GOOD: Most criteria met: Adequate signage or graphics direct the public to major spaces (e.g. entrance, office, gym, auditorium, etc.) of the school and grounds. Traffic and parking signs are adequate. All rooms are identified with signs.		Good	80%
FAIR: Some criteria met: Adequate signage or graphics direct the public to major spaces (e.g. entrance, office, gym, auditorium, etc.) of the school and grounds. Traffic and parking signs are adequate. All rooms are identified with signs.		Fair	65%
POOR: Few criteria met: Adequate signage or graphics direct the public to major spaces (e.g. entrance, office, gym, auditorium, etc.) of the school and grounds. Traffic and parking signs are adequate. All rooms are identified with signs.		Poor	50%
UNSAT: None of the criteria met: Adequate signage or graphics direct the public to major spaces (e.g. entrance, office, gym, auditorium, etc.) of the school and grounds. Traffic and parking signs are adequate. All rooms are identified with signs.		Unsat	0%
<b>Ease of Supervision</b>	<b>3.000</b>		
EXCEL: All or nearly all criteria met: Supervision is enhanced through proper sightlines, few or no "hiding areas", appropriate interior/exterior lighting, good direct visibility or via security cameras both inside and outside the building.		Excel	100%
GOOD: Most criteria met: Supervision is enhanced through proper sightlines, few or no "hiding areas", appropriate interior/exterior lighting, good direct visibility or via security cameras both inside and outside the building.		Good	80%
FAIR: Some criteria met: Supervision is enhanced through proper sightlines, few or no "hiding areas", appropriate interior/exterior lighting, good direct visibility or via security cameras both inside and outside the building.		Fair	65%
POOR: Few criteria met: Supervision is enhanced through proper sightlines, few or no "hiding areas", appropriate interior/exterior lighting, good direct visibility or via security cameras both inside and outside the building.		Poor	50%
UNSAT: None of the criteria met: Supervision is enhanced through proper sightlines, few or no "hiding areas", appropriate interior/exterior lighting, good direct visibility or via security cameras both inside and outside the building.		Unsat	0%

Item Name	Possible Points	Rating	Pct
<b>Controlled Entrances</b>	<b>0.500</b>		
EXCEL: All or nearly all criteria met: School design or configuration allows for control of entrances to the school. Public entrances are easily supervised.		<b>Excel</b>	<b>100%</b>
GOOD: Most criteria met: School design or configuration allows for control of entrances to the school. Public entrances are easily supervised.		<b>Good</b>	<b>80%</b>
FAIR: Some criteria met: School design or configuration allows for control of entrances to the school. Public entrances are easily supervised.		<b>Fair</b>	<b>65%</b>
POOR: Few criteria met: School design or configuration allows for control of entrances to the school. Public entrances are easily supervised.		<b>Poor</b>	<b>50%</b>
UNSAT: None of the criteria met: School design or configuration allows for control of entrances to the school. Public entrances are easily supervised.		<b>Unsat</b>	<b>0%</b>

DRAFT



Item Name	Possible Points	Rating	Pct
<b>Technology Readiness</b>	<b>100.000</b>		
<b>Comm/IT Equipment Environment</b>	<b>15.000</b>		
AGREE: Equipment is located in a place designed for comm./IT equipment. Space is properly conditioned, secure, easily accessible, and within 90 meters (295 ft) of the equipment it serves. The area has adequate storage, utilities, and fixed equipment.		<b>Good</b>	<b>100%</b>
MOST: Equipment is located in a place designed for comm./IT equipment. Space is properly conditioned, secure, easily accessible, and within 90 meters (295 ft) of the equipment it serves. The area has adequate storage, utilities, and fixed equipment.		<b>Fair</b>	<b>50%</b>
DISAGREE: Equipment is located in a place designed for comm./IT equipment. Space is properly conditioned, secure, easily accessible, and within 90 meters (295 ft) of the equipment it serves. The area has adequate storage, utilities, and fixed equipment.		<b>Unsat</b>	<b>0%</b>
<b>Electrical Power</b>	<b>10.000</b>		
AGREE: Each instructional space (classrooms, library, etc. has sufficient electrical power requirements and outlets for a minimum of five computers.		<b>Good</b>	<b>100%</b>
MORE THAN HALF: Each instructional space (classrooms, library, etc. has sufficient electrical power requirements and outlets for a minimum of five computers.		<b>Fair</b>	<b>50%</b>
DISAGREE: Each instructional space (classrooms, library, etc. has sufficient electrical power requirements and outlets for a minimum of five computers.		<b>Unsat</b>	<b>0%</b>
<b>Cooling</b>	<b>10.000</b>		
AGREE: Each classroom or computer lab has sufficient HVAC capacity for the number of computers present. The spaces have adequate year round cooling and ventilation.		<b>Good</b>	<b>100%</b>
MORE THAN HALF: Each classroom or computer lab has sufficient HVAC capacity for the number of computers present. The spaces have adequate year round cooling and ventilation.		<b>Fair</b>	<b>50%</b>
DISAGREE: Each classroom or computer lab has sufficient HVAC capacity for the number of computers present. The spaces have adequate year round cooling and ventilation.		<b>Unsat</b>	<b>0%</b>
<b>Equity of Access</b>	<b>10.000</b>		
AGREE: Each Area (classroom, media center, computer lab and support areas) has adequate network access for computers and applicable instructional technology devices through either network drops or dense wireless.		<b>Good</b>	<b>100%</b>
MOST: Each Area (classroom, media center, computer lab and support areas) has adequate network access for computers and applicable instructional technology devices through either network drops or dense wireless.		<b>Fair</b>	<b>67%</b>
SOME: Each Area (classroom, media center, computer lab and support areas) has adequate network access for computers and applicable instructional technology devices through either network drops or dense wireless.		<b>Poor</b>	<b>33%</b>
DISAGREE: Each Area (classroom, media center, computer lab and support areas) has adequate network access for computers and applicable instructional technology devices through either network drops or dense wireless.		<b>Unsat</b>	<b>0%</b>
<b>LAN Connectivity</b>	<b>15.000</b>		
All, or nearly all, Computers are connected to the local area network.		<b>Good</b>	<b>100%</b>
MOST: Computers are connected to the local area network.		<b>Fair</b>	<b>67%</b>
SOME: Computers are connected to the local area network.		<b>Poor</b>	<b>33%</b>
NONE: Computers are connected to the local area network.		<b>Unsat</b>	<b>0%</b>
<b>WAN Backbone</b>	<b>10.000</b>		
FIBER: The facility has fiber based connectivity to the Internet.		<b>Good</b>	<b>100%</b>
Wireless: The facility has Wireless based connectivity to the Internet.		<b>Fair</b>	<b>67%</b>
T1: The facility has T1 based connectivity to the Internet.		<b>Poor</b>	<b>33%</b>
DSL: The facility has DSL based connectivity to the Internet.		<b>Unsat</b>	<b>0%</b>
<b>LAN-WAN Performance</b>	<b>10.000</b>		
AGREE: Internet connectivity is available and reliable all of the time.		<b>Good</b>	<b>100%</b>
MOST: Internet connectivity is available and reliable a majority of the time.		<b>Fair</b>	<b>67%</b>
SOME: Internet connectivity is available and reliable some of the time.		<b>Poor</b>	<b>33%</b>
DISAGREE: Internet connectivity is available and reliable all of the time.		<b>Unsat</b>	<b>0%</b>
<b>Video Distribution</b>	<b>5.000</b>		
AGREE: The facility has infrastructure for video distribution (e.g. cable TV, satellite, streaming, or other video system).		<b>Good</b>	<b>100%</b>
MORE THAN HALF: The facility has infrastructure for video distribution (e.g. cable TV, satellite, streaming, or other video system).		<b>Fair</b>	<b>50%</b>
DISAGREE: The facility has infrastructure for video distribution (e.g. cable TV, satellite, streaming, or other video system).		<b>Unsat</b>	<b>0%</b>
<b>Voice Distribution</b>	<b>5.000</b>		

Item Name	Possible Points	Rating	Pct
PHONE AND INTERCOM AND OUTSIDE LINE ACCESS AND VM: The facility has 2-way voice communication to the classrooms via phone with intercom services including access to outside lines. Faculty and staff have voice mail access.		Good	100%
PHONE OR INTERCOM: More than half of the facility has 2-way voice communication to the classrooms via phone or intercom services and access to outside lines. Faculty and staff have voice mail access.		Fair	50%
DISAGREE: The facility has 2-way voice communication to the classrooms via phone or intercom services and access to outside lines. Faculty and staff have voice mail access.		Unsat	0%
<b>Faculty &amp; Staff Technology</b>	<b>10.000</b>		
AGREE: Faculty stations have hardwire connections and sufficient electrical power to run computers and multimedia equipment in classrooms. Staff stations have appropriately located computer drops and electrical outlets.		Good	100%
MOST: Faculty stations have hardwire connections and sufficient electrical power to run computers and multimedia equipment in classrooms. Staff stations have appropriately located computer drops and electrical outlets.		Fair	67%
SOME: Faculty stations have hardwire connections and sufficient electrical power to run computers and multimedia equipment in classrooms. Staff stations have appropriately located computer drops and electrical outlets.		Poor	33%
DISAGREE: Faculty stations have hardwire connections and sufficient electrical power to run computers and multimedia equipment in classrooms. Staff stations have appropriately located computer drops and electrical outlets.		Unsat	0%



---

## Appendix B – Educational Adequacy Summary

The following charts provide a summary of the educational adequacy scoring for each campus at SUHSD.

DRAFT



## Suitability Report - Full

Project #: 6281	County: Sweetwater Unified High S	Site #: 12
Project: Assessments 2014	Region: 1	Site: Bonita Vista Middle
Grade Config: 7-8	Site Type: Middle	Site Size: 21.18

Suitability	Rating	Score	Possible Score	Percent Score
<b>Suitability - MS</b>				
<b>Learning Environment</b>				
Learning Style Variety	Fair	3.25	5.00	65.00
Interior Environment	Good	1.60	2.00	80.00
Exterior Environment	Good	1.20	1.50	80.00
<b>General Classrooms</b>				
Environment	Fair	2.54	3.90	65.00
Size	Good	7.80	9.75	80.00
Location	Good	2.34	2.93	80.00
Storage/Fixed Equip	Fair	1.90	2.93	65.00
<b>Self-Contained Special Ed</b>				
Environment	Good	0.44	0.55	80.00
Size	Good	1.09	1.36	80.00
Location	Good	0.33	0.41	80.00
Storage/Fixed Equip	Good	0.33	0.41	80.00
<b>Instructional Resource Rooms</b>				
Environment	Fair	0.53	0.82	65.00
Size	Good	1.64	2.05	80.00
Location	Good	0.49	0.61	80.00
Storage/Fixed Equip	Poor	0.31	0.61	50.00
<b>Science</b>				
Environment	Fair	0.62	0.95	65.00
Size	Excel	2.39	2.39	100.00
Location	Good	0.57	0.72	80.00
Storage/Fixed Equip	Fair	0.47	0.72	65.00
<b>Music</b>				
Environment	Poor	0.37	0.74	50.00
Size	Good	1.47	1.84	80.00
Location	Good	0.44	0.55	80.00
Storage/Fixed Equip	Poor	0.28	0.55	50.00
<b>Art</b>				
Environment	Fair	0.42	0.65	65.00
Size	Good	1.29	1.61	80.00
Location	Good	0.39	0.48	80.00
Storage/Fixed Equip	Fair	0.31	0.48	65.00
<b>Career Tech Ed</b>				
Environment	Good	1.08	1.35	80.00

Project #: 6281

County: Sweetwater Unified High S

Site #: 12

Project: Assessments 2014

Region: 1

Site: Bonita Vista Middle

Grade Config: 7-8

Site Type: Middle

Site Size: 21.18

Suitability	Rating	Score	Possible Score	Percent Score
Size	Good	2.70	3.37	80.00
Location	Good	0.81	1.01	80.00
Storage/Fixed Equip	Good	0.81	1.01	80.00
<b>Computer Labs</b>				
Environment	Good	0.24	0.30	80.00
Size	Good	0.60	0.75	80.00
Location	Good	0.18	0.23	80.00
Storage/Fixed Equip	Poor	0.11	0.23	50.00
<b>P.E.</b>				
Environment	Fair	1.56	2.40	65.00
Size	Fair	3.90	6.00	65.00
Location	Good	1.44	1.80	80.00
Storage/Fixed Equip	Poor	0.90	1.80	50.00
<b>Performing Arts</b>				
Environment	Poor	0.21	0.42	50.00
Size	Poor	0.52	1.05	50.00
Location	Poor	0.16	0.31	50.00
Storage/Fixed Equip	Poor	0.16	0.31	50.00
<b>Media Center</b>				
Environment	Good	0.74	0.93	80.00
Size	Excel	2.32	2.32	100.00
Location	Good	0.56	0.70	80.00
Storage/Fixed Equip	Good	0.56	0.70	80.00
<b>Restrooms (Student)</b>	Good	0.74	0.93	80.00
<b>Administration</b>	Good	1.68	2.10	80.00
<b>Counseling</b>	Fair	0.28	0.42	65.00
<b>Clinic</b>	Fair	0.22	0.34	65.00
<b>Staff Lounge-WkRm</b>	Good	0.72	0.91	80.00
<b>Cafeteria</b>	Good	3.20	4.00	80.00
<b>Food Service and Prep</b>	Fair	3.72	5.72	65.00
<b>Custodial and Maintenance</b>	Good	0.40	0.50	80.00
<b>Outside</b>				
Vehicular Traffic	Poor	2.00	4.00	50.00
Pedestrian Traffic	Fair	0.28	0.43	65.00
Parking	Fair	0.56	0.86	65.00
Athletic Courts and Fields	Excel	1.05	1.05	100.00
<b>Safety and Security</b>				
Fencing	Fair	0.50	0.78	65.00
Signage & Way Finding	Fair	0.65	1.00	65.00
Ease of Supervision	Fair	1.95	3.00	65.00
Controlled Entrances	Good	0.40	0.50	80.00
<b>Total For Site:</b>		<b>72.69</b>	<b>100.00</b>	<b>72.69</b>

Comments

Project #: 6281	County: Sweetwater Unified High S	Site #: 12
Project: Assessments 2014	Region: 1	Site: Bonita Vista Middle
Grade Config: 7-8	Site Type: Middle	Site Size: 21.18

Suitability	Rating	Score	Possible Score	Percent Score
Suitability - MS				
Bonita Vista Middle serves students from the surrounding area in grades 7-8.				
Suitability - MS->Learning Environment->Learning Style Variety				
Bonita Vista has been constructed in stages resulting in a variety of teaching/learning spaces. Some spaces can be divided with operable walls and others are in converted vocational spaces.				
Suitability - MS->General Classrooms->Environment				
General classrooms at Bonita Vista consist of a variety of spaces. The newer rooms provide a good environment while some of the older spaces lack appropriate lighting and overall aesthetics.				
Suitability - MS->General Classrooms->Size				
The majority of general classroom range from meeting 80 - 90% of the standard.				
Suitability - MS->General Classrooms->Storage/Fixed Equip				
Storage and fixed equipment in the newer sections of the school have adequate casework and storage. Those in the older sections do not. Few general classrooms have overhead projectors or smart boards.				
Suitability - MS->Instructional Resource Rooms->Environment				
Lighting levels, acoustics, etc. are not optimal.				
Suitability - MS->Instructional Resource Rooms->Size				
Resource rooms meet approximately 80 - 85% of the size standard.				
Suitability - MS->Instructional Resource Rooms->Storage/Fixed Equip				
Most resource rooms lack appropriate storage, casework, and technology equipment.				
Suitability - MS->Science->Environment				
2 of the 6 science rooms are in the newer section of the school and meet environmental guidelines. Those in the older sections do not.				
Suitability - MS->Science->Storage/Fixed Equip				
The science room located in the newer section of the school has appropriate equipment, those in the older sections do not.				
Suitability - MS->Music->Environment				
The lighting and acoustics are inadequate. The rooms lack air conditioning.				
Suitability - MS->Music->Size				
Classroom space meets 90% of the space standards, there is a lack of specialized spaces.				
Suitability - MS->Music->Storage/Fixed Equip				
The vocal and band room lack sufficient storage and casework.				
Suitability - MS->Art->Environment				
The art class is in the older section of the school and lacks appropriate lighting, acoustics, etc.				
Suitability - MS->Art->Size				
The art room meets approximately 80% of the size standard.				
Suitability - MS->Art->Storage/Fixed Equip				
The art room has some specialized storage but lacks adequate sinks and display space.				
Suitability - MS->Career Tech Ed->Size				
Bonita Vista has both a technology lab and a wood shop. Both meet approximately 80% of the size standard.				
Suitability - MS->Career Tech Ed->Storage/Fixed Equip				
The wood shop has appropriate equipment for the program. The tech lab is not currently used for that purpose so lacks some of the equipment necessary.				

Project #: 6281

County: Sweetwater Unified High S

Site #: 12

Project: Assessments 2014

Region: 1

Site: Bonita Vista Middle

Grade Config: 7-8

Site Type: Middle

Site Size: 21.18

Suitability	Rating	Score	Possible Score	Percent Score
Suitability - MS->Computer Labs-->Size				
Computer labs meet approximately 80% of the size standard. One lab is currently used for library space.				
Suitability - MS->Computer Labs-->Storage/Fixed Equip				
Computer labs have student computer stations but lack appropriate storage, casework and technology equipment.				
Suitability - MS->P.E.-->Environment				
Bonita Vista has boys and girls locker rooms and a multi-purpose room. All are lacking in overall aesthetics.				
Suitability - MS->P.E.-->Size				
The locker rooms meet size standards, the multi-purpose room meets approximately 60% of the standard.				
Suitability - MS->P.E.-->Storage/Fixed Equip				
Storage in the multi-purpose room consists of a cage area at one side of the space. There is no other storage or equipment.				
Suitability - MS->Performing Arts-->Environment				
The performing arts space consists of only the multi-purpose room, creating a difficult environment for instruction.				
Suitability - MS->Performing Arts-->Size				
The performing arts space consists of only the multi-purpose room that does not provide adequate space for the program.				
Suitability - MS->Performing Arts-->Location				
The performing arts space consists of only the multi-purpose room which is separate from the other instructional areas.				
Suitability - MS->Performing Arts-->Storage/Fixed Equip				
The performing arts space consists of only the multi-purpose room which lacks appropriate storage and equipment.				
Suitability - MS->Counseling				
Counselors offices are located at one end of the administrative building. The space consists primarily of office space.				
Suitability - MS->Clinic				
The clinic is appropriately located but it is small and does not have a shower.				
Suitability - MS->Cafeteria				
The cafeteria space meets size standard. Most students eat outside. There is no faculty dining.				
Suitability - MS->Food Service and Prep				
The kitchen is appropriately located with access to both inside and outside eating areas. Storage is minimal.				
Suitability - MS->Outside-->Vehicular Traffic				
Parent and visitor traffic is congested and often backs up onto the street. Bus loading and unloading is on the street.				
Suitability - MS->Outside-->Pedestrian Traffic				
Some pedestrian traffic crosses vehicle lanes.				
Suitability - MS->Outside-->Parking				
Parking is adequate for day to day staff needs. There is minimal parent parking and emergency access can be limited.				
Suitability - MS->Safety and Security-->Fencing				
Overall the site is appropriately fenced. There is one area of the fence that allows access to the roof and inside the perimeter.				
Suitability - MS->Safety and Security-->Signage & Way Finding				
Most general spaces are adequately signed. Many rooms are not.				


Project #: 6281	County: Sweetwater Unified High S	Site #: 12
Project: Assessments 2014	Region: 1	Site: Bonita Vista Middle
Grade Config: 7-8	Site Type: Middle	Site Size: 21.18

Suitability	Rating	Score	Possible Score	Percent Score
-------------	--------	-------	----------------	---------------

Suitability - MS->Safety and Security-->Ease of Supervision

The campus environment provides good sightlines but some spaces are behind others and the fence access to the roof is problematic.

DRAFT



## Suitability Report - Full

Project #: 6281	County: Sweetwater Unified High S	Site #: 13
Project: Assessments 2014	Region: 1	Site: Castle Park Middle
Grade Config: 7-8	Site Type: Middle	Site Size: 17.48

Suitability	Rating	Score	Possible Score	Percent Score
<b>Suitability - MS</b>				
<b>Learning Environment</b>				
Learning Style Variety	Fair	3.25	5.00	65.00
Interior Environment	Poor	1.00	2.00	50.00
Exterior Environment	Fair	0.98	1.50	65.00
<b>General Classrooms</b>				
Environment	Fair	2.54	3.90	65.00
Size	Good	7.80	9.75	80.00
Location	Excel	2.93	2.93	100.00
Storage/Fixed Equip	Good	2.34	2.93	80.00
<b>Self-Contained Special Ed</b>				
Environment	Poor	0.27	0.55	50.00
Size	Good	1.09	1.36	80.00
Location	Fair	0.27	0.41	65.00
Storage/Fixed Equip	Poor	0.20	0.41	50.00
<b>Instructional Resource Rooms</b>				
Environment	Good	0.66	0.82	80.00
Size	Excel	2.05	2.05	100.00
Location	Good	0.49	0.61	80.00
Storage/Fixed Equip	Good	0.49	0.61	80.00
<b>Science</b>				
Environment	Good	0.76	0.95	80.00
Size	Good	1.91	2.39	80.00
Location	Excel	0.72	0.72	100.00
Storage/Fixed Equip	Fair	0.47	0.72	65.00
<b>Music</b>				
Environment	Fair	0.48	0.74	65.00
Size	Excel	1.84	1.84	100.00
Location	Excel	0.55	0.55	100.00
Storage/Fixed Equip	Fair	0.36	0.55	65.00
<b>Art</b>				
Environment	(N/A)	0.00	0.00	0.00
Size	(N/A)	0.00	0.00	0.00
Location	(N/A)	0.00	0.00	0.00
Storage/Fixed Equip	(N/A)	0.00	0.00	0.00
<b>Career Tech Ed</b>				
Environment	(N/A)	0.00	0.00	0.00



Project #: 6281

County: Sweetwater Unified High S

Site #: 13

Project: Assessments 2014

Region: 1

Site: Castle Park Middle

Grade Config: 7-8

Site Type: Middle

Site Size: 17.48

Suitability	Rating	Score	Possible Score	Percent Score
Size	(N/A)	0.00	0.00	0.00
Location	(N/A)	0.00	0.00	0.00
Storage/Fixed Equip	(N/A)	0.00	0.00	0.00
<b>Computer Labs</b>				
Environment	Good	0.24	0.30	80.00
Size	Good	0.60	0.75	80.00
Location	Fair	0.15	0.23	65.00
Storage/Fixed Equip	Fair	0.15	0.23	65.00
<b>P.E.</b>				
Environment	Good	1.92	2.40	80.00
Size	Excel	6.00	6.00	100.00
Location	Excel	1.80	1.80	100.00
Storage/Fixed Equip	Fair	1.17	1.80	65.00
<b>Performing Arts</b>				
Environment	Poor	0.21	0.42	50.00
Size	Unsat	0.00	1.05	0.00
Location	Good	0.25	0.31	80.00
Storage/Fixed Equip	Unsat	0.00	0.31	0.00
<b>Media Center</b>				
Environment	Good	0.74	0.93	80.00
Size	Fair	1.51	2.32	65.00
Location	Good	0.56	0.70	80.00
Storage/Fixed Equip	Excel	0.70	0.70	100.00
<b>Restrooms (Student)</b>	Good	0.74	0.93	80.00
<b>Administration</b>	Poor	1.05	2.10	50.00
<b>Counseling</b>	Poor	0.21	0.42	50.00
<b>Clinic</b>	Poor	0.17	0.34	50.00
<b>Staff Lounge-WkRm</b>	Good	0.72	0.91	80.00
<b>Cafeteria</b>	Poor	2.00	4.00	50.00
<b>Food Service and Prep</b>	Fair	3.72	5.72	65.00
<b>Custodial and Maintenance</b>	Poor	0.25	0.50	50.00
<b>Outside</b>				
Vehicular Traffic	Poor	2.00	4.00	50.00
Pedestrian Traffic	Good	0.35	0.43	80.00
Parking	Fair	0.56	0.86	65.00
Athletic Courts and Fields	Excel	1.05	1.05	100.00
<b>Safety and Security</b>				
Fencing	Good	0.62	0.78	80.00
Signage & Way Finding	Fair	0.65	1.00	65.00
Ease of Supervision	Poor	1.50	3.00	50.00
Controlled Entrances	Excel	0.50	0.50	100.00
<b>Total For Site:</b>		<b>65.50</b>	<b>90.03</b>	<b>72.75</b>

[Comments](#)

Project #: 6281

County: Sweetwater Unified High S

Site #: 13

Project: Assessments 2014

Region: 1

Site: Castle Park Middle

Grade Config: 7-8


Site Type: Middle

Site Size: 17.48

Suitability	Rating	Score	Possible Score	Percent Score
Suitability - MS				
Castle Park Middle School provides a comprehensive program for grades 7-8. The school has a large community services program, and a before and after school program.				
Suitability - MS->Learning Environment-->Learning Style Variety				
The facility does not support a variety of learning and teaching styles, most learning spaces are traditionally configured.				
Suitability - MS->Learning Environment-->Interior Environment				
The interior environment is old and well worn for the most part. Many windows are discolored, and the lighting is dim or the lens are discolored.				
Suitability - MS->Learning Environment-->Exterior Environment				
There is no outdoor learning lab, but there many outdoor socializing places.				
Suitability - MS->General Classrooms-->Environment				
All the classrooms are traditional and do not support a wide variety of teaching and learning styles. Many rooms are well worn and need refurbishing.				
Suitability - MS->General Classrooms-->Size				
The classrooms average about 89% of the size standard.				
Suitability - MS->Self-Contained Special Ed-->Environment				
The room is configured just like a general classroom. There is a separate family living center. Neither space has a changing area or internal restrooms.				
Suitability - MS->Self-Contained Special Ed-->Location				
The special education rooms are not adjacent to each other.				
Suitability - MS->Self-Contained Special Ed-->Storage/Fixed Equip				
There is no additional storage or fixed equipment beyond a typical classroom.				
Suitability - MS->Science-->Storage/Fixed Equip				
There are no eye wash stations or emergency showers.				
Suitability - MS->Music-->Environment				
The band room is well worn and tired.				
Suitability - MS->Music-->Storage/Fixed Equip				
The storage and practice rooms are small.				
Suitability - MS->Computer Labs-->Location				
Two of the three computer labs are not adjacent to the general classrooms.				
Suitability - MS->Computer Labs-->Storage/Fixed Equip				
The computer labs lack sufficient storage.				
Suitability - MS->P.E.-->Storage/Fixed Equip				
There is very little athletic fixed equipment.				
Suitability - MS->Performing Arts-->Environment				
The performing arts space is either in the cafeteria or an outdoor stage. Neither have appropriate acoustics, equipment, or support rooms.				
Suitability - MS->Performing Arts-->Size				
The performing arts space will only seat about 40% of the standard.				
Suitability - MS->Performing Arts-->Storage/Fixed Equip				
There is no performing arts storage or fixed equipment.				

Project #: 6281	County: Sweetwater Unified High S	Site #: 13
Project: Assessments 2014	Region: 1	Site: Castle Park Middle
Grade Config: 7-8	Site Type: Middle	Site Size: 17.48

Suitability	Rating	Score	Possible Score	Percent Score
Suitability - MS->Media Center-->Size The media center is only 66% of the size standard.				
Suitability - MS->Administration The administrative offices are small, there is no conference room, and the space is tired and well worn.				
Suitability - MS->Counseling Counseling offices are small and scattered among two buildings with no private waiting area.				
Suitability - MS->Clinic The clinic is small and awkwardly configured.				
Suitability - MS->Cafeteria The cafeteria does not meet the size standard and has no storage.				
Suitability - MS->Food Service and Prep The food service area is small and tired, the manager's office is in a store room.				
Suitability - MS->Custodial and Maintenance There is no custodial office/shop and only three custodial closet/storage rooms.				
Suitability - MS->Outside-->Vehicular Traffic There is no on-site student drop off area, so traffic is congested on the street.				
Suitability - MS->Outside-->Parking There is insufficient parking for staff and visitors.				
Suitability - MS->Safety and Security-->Signage & Way Finding There is no way-finding signage.				
Suitability - MS->Safety and Security-->Ease of Supervision The campus has multiple buildings and is challenging to supervise.				



## Suitability Report - Full

Project #: 6281	County: Sweetwater Unified High S	Site #: 14
Project: Assessments 2014	Region: 1	Site: Chula Vista Middle
Grade Config: 7-8	Site Type: Middle	Site Size: 14.16

Suitability	Rating	Score	Possible Score	Percent Score
<b>Suitability - MS</b>				
<b>Learning Environment</b>				
Learning Style Variety	Fair	3.25	5.00	65.00
Interior Environment	Fair	1.30	2.00	65.00
Exterior Environment	Excel	1.50	1.50	100.00
<b>General Classrooms</b>				
Environment	Fair	2.54	3.90	65.00
Size	Good	7.80	9.75	80.00
Location	Good	2.34	2.93	80.00
Storage/Fixed Equip	Fair	1.90	2.93	65.00
<b>Self-Contained Special Ed</b>				
Environment	(N/A)	0.00	0.00	0.00
Size	(N/A)	0.00	0.00	0.00
Location	(N/A)	0.00	0.00	0.00
Storage/Fixed Equip	(N/A)	0.00	0.00	0.00
<b>Instructional Resource Rooms</b>				
Environment	(N/A)	0.00	0.00	0.00
Size	(N/A)	0.00	0.00	0.00
Location	(N/A)	0.00	0.00	0.00
Storage/Fixed Equip	(N/A)	0.00	0.00	0.00
<b>Science</b>				
Environment	Excel	0.95	0.95	100.00
Size	Excel	2.39	2.39	100.00
Location	Excel	0.72	0.72	100.00
Storage/Fixed Equip	Excel	0.72	0.72	100.00
<b>Music</b>				
Environment	Poor	0.37	0.74	50.00
Size	Fair	1.20	1.84	65.00
Location	Good	0.44	0.55	80.00
Storage/Fixed Equip	Poor	0.28	0.55	50.00
<b>Art</b>				
Environment	Fair	0.42	0.65	65.00
Size	Excel	1.61	1.61	100.00
Location	Good	0.39	0.48	80.00
Storage/Fixed Equip	Fair	0.31	0.48	65.00
<b>Career Tech Ed</b>				
Environment	(N/A)	0.00	0.00	0.00

Project #: 6281

County: Sweetwater Unified High S

Site #: 14

Project: Assessments 2014

Region: 1

Site: Chula Vista Middle

Grade Config: 7-8

Site Type: Middle

Site Size: 14.16

Suitability	Rating	Score	Possible Score	Percent Score
Size	(N/A)	0.00	0.00	0.00
Location	(N/A)	0.00	0.00	0.00
Storage/Fixed Equip	(N/A)	0.00	0.00	0.00
<b>Computer Labs</b>				
Environment	Fair	0.20	0.30	65.00
Size	Fair	0.49	0.75	65.00
Location	Good	0.18	0.23	80.00
Storage/Fixed Equip	Good	0.18	0.23	80.00
<b>P.E.</b>				
Environment	Fair	1.56	2.40	65.00
Size	Good	4.80	6.00	80.00
Location	Fair	1.17	1.80	65.00
Storage/Fixed Equip	Poor	0.90	1.80	50.00
<b>Performing Arts</b>				
Environment	Poor	0.21	0.42	50.00
Size	Fair	0.68	1.05	65.00
Location	Fair	0.20	0.31	65.00
Storage/Fixed Equip	Poor	0.16	0.31	50.00
<b>Media Center</b>				
Environment	Fair	0.60	0.93	65.00
Size	Fair	1.51	2.32	65.00
Location	Good	0.56	0.70	80.00
Storage/Fixed Equip	Poor	0.35	0.70	50.00
<b>Restrooms (Student)</b>	Good	0.74	0.93	80.00
<b>Administration</b>	Poor	1.05	2.10	50.00
<b>Counseling</b>	Good	0.34	0.42	80.00
<b>Clinic</b>	Good	0.27	0.34	80.00
<b>Staff Lounge-WkRm</b>	Good	0.72	0.91	80.00
<b>Cafeteria</b>	Fair	2.60	4.00	65.00
<b>Food Service and Prep</b>	Poor	2.86	5.72	50.00
<b>Custodial and Maintenance</b>	Poor	0.25	0.50	50.00
<b>Outside</b>				
Vehicular Traffic	Poor	2.00	4.00	50.00
Pedestrian Traffic	Fair	0.28	0.43	65.00
Parking	Poor	0.43	0.86	50.00
Athletic Courts and Fields	Good	0.84	1.05	80.00
<b>Safety and Security</b>				
Fencing	Good	0.62	0.78	80.00
Signage & Way Finding	Fair	0.65	1.00	65.00
Ease of Supervision	Poor	1.50	3.00	50.00
Controlled Entrances	Fair	0.33	0.50	65.00
<b>Total For Site:</b>		<b>59.63</b>	<b>86.43</b>	<b>68.99</b>

Comments

Project #: 6281

County: Sweetwater Unified High S

Site #: 14

Project: Assessments 2014

Region: 1

Site: Chula Vista Middle

Grade Config: 7-8

Site Type: Middle

Site Size: 14.16

Suitability	Rating	Score	Possible Score	Percent Score
<b>Suitability - MS</b>				
Chula Vista Middle School is a large campus with an open area in the middle and multiple buildings. Some buildings are quite old, but there is a newer classroom wing and new science labs. There is a large grassed area in the northeast portion of the campus.				
<b>Suitability - MS-&gt;Learning Environment--&gt;Learning Style Variety</b>				
There are some flexible use spaces that are large enough to accommodate different grouping patterns, but most spaces are too small to allow flexibility..				
<b>Suitability - MS-&gt;Learning Environment--&gt;Interior Environment</b>				
Many of the interior spaces have inadequate air conditioning or air exchanges, making them stuffy and uncomfortable. Some spaces are old and have dim lighting. The older areas lack shades for darkening the spaces.				
<b>Suitability - MS-&gt;General Classrooms--&gt;Environment</b>				
Most general classrooms have windows for natural light and views, but they also have difficult air conditioning or air exchanges, making them stuffy and uncomfortable. There are six general classrooms located in portables.				
<b>Suitability - MS-&gt;General Classrooms--&gt;Size</b>				
Most classrooms are approximately 90% of the size standard for general classrooms. There are six general classrooms located in portables.				
<b>Suitability - MS-&gt;General Classrooms--&gt;Location</b>				
Most general classrooms are appropriately located, but six rooms are located in portables at the edge of the playfields.				
<b>Suitability - MS-&gt;General Classrooms--&gt;Storage/Fixed Equip</b>				
Most of the general classrooms have a wall of cabinets and storage. Six general classrooms are located in portables and lack any fixed cabinetry. There are few teacher work or office areas on the campus. Several offices are used as general classrooms.				
<b>Suitability - MS-&gt;Music--&gt;Environment</b>				
There are two music rooms. The choir room lacks adequate acoustical treatment and the air conditioning is not adequate.				
<b>Suitability - MS-&gt;Music--&gt;Size</b>				
The choir and the band room meet approximately 70% of the size standard. The practice rooms are also small.				
<b>Suitability - MS-&gt;Music--&gt;Storage/Fixed Equip</b>				
The band room has a wall of instrument cages and one small storage room. The choir room has limited fixed cabinets/counter space and no large storage space for uniforms or music library. There is no sink in either room.				
<b>Suitability - MS-&gt;Art--&gt;Environment</b>				
The art room has high clerestory windows that provide limited natural light and no views. The room has difficult air conditioning.				
<b>Suitability - MS-&gt;Art--&gt;Location</b>				
The art room is not located near the media center.				
<b>Suitability - MS-&gt;Art--&gt;Storage/Fixed Equip</b>				
The art room has sinks and significant permanent casework for supplies. There is limited space for storage of student project work. There is no public display space.				
<b>Suitability - MS-&gt;Career Tech Ed</b>				
There are no CTE classes held on this campus. There is an old room that was designed for wood shop that is currently used for storage. There is an old room that was designed for family and consumer science that is currently used for an after school cooking class.				

Project #: 6281	County: Sweetwater Unified High S	Site #: 14
Project: Assessments 2014	Region: 1	Site: Chula Vista Middle
Grade Config: 7-8	Site Type: Middle	Site Size: 14.16

Suitability	Rating	Score	Possible Score	Percent Score
Suitability - MS->Computer Labs-->Environment				
The two computer labs lack adequate air conditioning to ensure a comfortable environment.				
Suitability - MS->Computer Labs-->Size				
The two computer labs meet approximately 70% of the size standard.				
Suitability - MS->P.E.-->Environment				
The physical education space includes the multi-purpose area that has both an indoor and a covered outdoor area and an "adaptive" area that includes weight equipment and space for movement activities. The multi-purpose space functions mainly as student dining and is not conducive to physical education.				
Suitability - MS->P.E.-->Location				
The physical education spaces lack access to public restrooms for afterschool usage.				
Suitability - MS->P.E.-->Storage/Fixed Equip				
The physical education area lacks adequate storage for large pieces of equipment and materials. There is a large storage area upstairs in the adaptive building, but the ceiling height is too low to allow adult or student access. The floor is mostly concrete, except under the weight equipment, and there is no instructional technology available for use in the space. There is no drinking fountain and there is no seating.				
Suitability - MS->Performing Arts-->Environment				
The auditorium is used as a dance classroom and there is a separate drama classroom. The auditorium and the multi-purpose room both have a stage. The acoustics in both spaces are difficult for performances. The stage and dressing rooms in the auditorium are not ADA accessible. The air conditioning in the auditorium is not reliable or adequate for cooling.				
Suitability - MS->Performing Arts-->Size				
The auditorium/dance room exceeds the size standard and the drama room meets 90% of the standard. The dressing rooms in the auditorium are too small and all spaces lack adequate space for storage.				
Suitability - MS->Performing Arts-->Location				
The auditorium is located near the street for public access, but there is no means to restrict access to other parts of the campus. There are adjacent restrooms, but they are not adequate.				
Suitability - MS->Performing Arts-->Storage/Fixed Equip				
There is limited storage space for the performing arts, especially for the dance program. There are lights and curtains on the stage in the auditorium, but none in the multi-purpose room. The dressing rooms in the auditorium have restrooms with dated fixtures and lockers.				
Suitability - MS->Media Center-->Environment				
The media center feels small and cramped. It has high clerestory windows and no views.				
Suitability - MS->Media Center-->Size				
The media center will not accommodate two classrooms and has no adjacent computer lab. There is a large storage room for books, but only a small office and limited work space.				
Suitability - MS->Media Center-->Storage/Fixed Equip				
The media center lacks the charging stations in either the instructional or administrative areas. There is adequate permanent casework, but no space for technology and the work area is limited. There is no space large enough to handle a pallet. The media center is currently designed for textbook, rather than technology or storage.				
Suitability - MS->Restrooms (Student)				
One set of restrooms is located on the outside of the multi-purpose building and designed to allow student access from the play fields. However the space has a recessed entry that poses supervision issues.				
Suitability - MS->Administration				
The administrative, counseling area, and clinic are all located in the same building. Some offices do not meet the size standard. Mailboxes are located in a narrow hall outside the principal's office. Staff restrooms are located next to the conference room used for parent meetings. There is no active control of the front door.				



Project #: 6281	County: Sweetwater Unified High S	Site #: 14
Project: Assessments 2014	Region: 1	Site: Chula Vista Middle
Grade Config: 7-8	Site Type: Middle	Site Size: 14.16

Suitability	Rating	Score	Possible Score	Percent Score
Suitability - MS->Cafeteria The cafeteria is sized appropriately, but lacks space for storage of tables when the space is used for physical education.				
Suitability - MS->Food Service and Prep The food service and prep areas are large enough, but deliveries enter through a locked faculty parking lot. The access door used for deliveries lacks appropriate security systems to prevent unauthorized access. There is no faculty dining area.				
Suitability - MS->Custodial and Maintenance The school has several small custodial areas in appropriate places around the campus, but lacks a large area for supplies and equipment.				
Suitability - MS->Outside-->Vehicular Traffic The school has no bus service, except for occasional field trips. There is no off-street space for loading/unloading. Service vehicles enter through a locked faculty parking area.				
Suitability - MS->Outside-->Pedestrian Traffic Students enter the school through a main gate on fifth avenue. There is a sidewalk, but no crosswalk near the student or public entrance.				
Suitability - MS->Outside-->Parking The school has one, small, gated parking area that is not adequate for staff. Parents and visitor parking is on-street.				
Suitability - MS->Outside-->Athletic Courts and Fields There is a large grassed field on the north side and many outdoor basketball courts available.				
Suitability - MS->Safety and Security-->Fencing The school has adequate fencing, but some sections are in need of repair to maintain security. There are missing bars or loose vertical posts.				
Suitability - MS->Safety and Security-->Signage & Way Finding The signage at the school includes building numbers on most of the individual buildings, but limited usage signs that would direct the public to major spaces. All rooms have numbers, but no usage. There are no traffic signs directing the public.				
Suitability - MS->Safety and Security-->Ease of Supervision This campus has many buildings with multiple doors and hiding areas. Supervision is difficult.				
Suitability - MS->Safety and Security-->Controlled Entrances The school is completely fenced and only one entrance remains open during the school day. However, there is no security vestibule and no control over the main entrance.				



## Suitability Report - Full

Project #: 6281	County: Sweetwater Unified High S	Site #: 15
Project: Assessments 2014	Region: 1	Site: Eastlake Middle
Grade Config: 7-8	Site Type: Middle	Site Size: 24.70

Suitability	Rating	Score	Possible Score	Percent Score
<b>Suitability - MS</b>				
<b>Learning Environment</b>				
Learning Style Variety	Excel	5.00	5.00	100.00
Interior Environment	Good	1.60	2.00	80.00
Exterior Environment	Excel	1.50	1.50	100.00
<b>General Classrooms</b>				
Environment	Excel	3.90	3.90	100.00
Size	Excel	9.75	9.75	100.00
Location	Good	2.34	2.93	80.00
Storage/Fixed Equip	Good	2.34	2.93	80.00
<b>Self-Contained Special Ed</b>				
Environment	Excel	0.55	0.55	100.00
Size	Excel	1.36	1.36	100.00
Location	Excel	0.41	0.41	100.00
Storage/Fixed Equip	Excel	0.41	0.41	100.00
<b>Instructional Resource Rooms</b>				
Environment	Excel	0.82	0.82	100.00
Size	Excel	2.05	2.05	100.00
Location	Excel	0.61	0.61	100.00
Storage/Fixed Equip	Good	0.49	0.61	80.00
<b>Science</b>				
Environment	Good	0.76	0.95	80.00
Size	Excel	2.39	2.39	100.00
Location	Good	0.57	0.72	80.00
Storage/Fixed Equip	Fair	0.47	0.72	65.00
<b>Music</b>				
Environment	Good	0.59	0.74	80.00
Size	Fair	1.20	1.84	65.00
Location	Excel	0.55	0.55	100.00
Storage/Fixed Equip	Fair	0.36	0.55	65.00
<b>Art</b>				
Environment	Excel	0.65	0.65	100.00
Size	Excel	1.61	1.61	100.00
Location	Excel	0.48	0.48	100.00
Storage/Fixed Equip	Good	0.39	0.48	80.00
<b>Career Tech Ed</b>				
Environment	(N/A)	0.00	0.00	0.00

Project #: 6281

County: Sweetwater Unified High S

Site #: 15

Project: Assessments 2014

Region: 1

Site: Eastlake Middle

Grade Config: 7-8

Site Type: Middle

Site Size: 24.70

Suitability	Rating	Score	Possible Score	Percent Score
Size	(N/A)	0.00	0.00	0.00
Location	(N/A)	0.00	0.00	0.00
Storage/Fixed Equip	(N/A)	0.00	0.00	0.00
<b>Computer Labs</b>				
Environment	Excel	0.30	0.30	100.00
Size	Excel	0.75	0.75	100.00
Location	Excel	0.23	0.23	100.00
Storage/Fixed Equip	Good	0.18	0.23	80.00
<b>P.E.</b>				
Environment	Good	1.92	2.40	80.00
Size	Poor	3.00	6.00	50.00
Location	Good	1.44	1.80	80.00
Storage/Fixed Equip	Fair	1.17	1.80	65.00
<b>Performing Arts</b>				
Environment	Excel	0.42	0.42	100.00
Size	Excel	1.05	1.05	100.00
Location	Excel	0.31	0.31	100.00
Storage/Fixed Equip	Good	0.25	0.31	80.00
<b>Media Center</b>				
Environment	Excel	0.93	0.93	100.00
Size	Excel	2.32	2.32	100.00
Location	Excel	0.70	0.70	100.00
Storage/Fixed Equip	Excel	0.70	0.70	100.00
<b>Restrooms (Student)</b>	Good	0.74	0.93	80.00
<b>Administration</b>	Good	1.68	2.10	80.00
<b>Counseling</b>	Good	0.34	0.42	80.00
<b>Clinic</b>	Good	0.27	0.34	80.00
<b>Staff Lounge-WkRm</b>	Excel	0.91	0.91	100.00
<b>Cafeteria</b>	Good	3.20	4.00	80.00
<b>Food Service and Prep</b>	Good	4.57	5.72	80.00
<b>Custodial and Maintenance</b>	Fair	0.33	0.50	65.00
<b>Outside</b>				
Vehicular Traffic	Excel	4.00	4.00	100.00
Pedestrian Traffic	Fair	0.28	0.43	65.00
Parking	Good	0.69	0.86	80.00
Athletic Courts and Fields	Good	0.84	1.05	80.00
<b>Safety and Security</b>				
Fencing	Excel	0.78	0.78	100.00
Signage & Way Finding	Good	0.80	1.00	80.00
Ease of Supervision	Good	2.40	3.00	80.00
Controlled Entrances	Good	0.40	0.50	80.00
<b>Total For Site:</b>		<b>81.01</b>	<b>93.26</b>	<b>86.87</b>

Comments

Project #: <b>6281</b>	County: <b>Sweetwater Unified High S</b>	Site #: <b>15</b>
Project: <b>Assessments 2014</b>	Region: <b>1</b>	Site: <b>Eastlake Middle</b>
Grade Config: <b>7-8</b>	Site Type: <b>Middle</b>	Site Size: <b>24.70</b>

Suitability	Rating	Score	Possible Score	Percent Score
<p>Suitability - MS</p> <p>Eastlake Middle School, constructed in 2003 serves students in grades 7-8 from the surrounding area.</p> <p>Suitability - MS-&gt;Learning Environment--&gt;Interior Environment</p> <p>Most areas provide an inviting and stimulating environment. Most classroom pods include two instructional spaces in the back where circulation is difficult.</p> <p>Suitability - MS-&gt;General Classrooms--&gt;Location</p> <p>While the general classroom spaces are grouped together, there is some distance from the classrooms to the core spaces.</p> <p>Suitability - MS-&gt;Science--&gt;Storage/Fixed Equip</p> <p>Approximately 1/2 of the science rooms are in spaces designed as science labs and have appropriate storage and equipment. The remaining 1/2 are in rooms designed for other purposes and do not have appropriate storage and equipment.</p> <p>Suitability - MS-&gt;Music--&gt;Size</p> <p>Music spaces meet approximately 75% of the size standard.</p> <p>Suitability - MS-&gt;Music--&gt;Storage/Fixed Equip</p> <p>The music rooms include some storage space but it has proven to be inadequate. The stage is being utilized as music storage space.</p> <p>Suitability - MS-&gt;P.E.--&gt;Size</p> <p>The locker room spaces meet size standards. The multi-purpose room is less than 50% of the standard. Most PE activities occur in the outside pavilion or outdoor spaces.</p> <p>Suitability - MS-&gt;P.E.--&gt;Storage/Fixed Equip</p> <p>Lockers are inadequate. Students are doubled up on locker space.</p> <p>Suitability - MS-&gt;Clinic</p> <p>The clinic meets all standards with the exception of a shower.</p> <p>Suitability - MS-&gt;Custodial and Maintenance</p> <p>Custodial spaces are limited. A conference room has been converted to a custodial office.</p> <p>Suitability - MS-&gt;Outside--&gt;Pedestrian Traffic</p> <p>Pedestrian traffic crosses other traffic lanes.</p> <p>Suitability - MS-&gt;Safety and Security--&gt;Signage &amp; Way Finding</p> <p>Entrances to the school are clearly marked. The room numbering of the instructional spaces is confusing.</p>				



## Suitability Report - Full

Project #: 6281	County: Sweetwater Unified High S	Site #: 16
Project: Assessments 2014	Region: 1	Site: Granger Junior High
Grade Config: 7-9	Site Type: Junior	Site Size: 17.77

Suitability	Rating	Score	Possible Score	Percent Score
<b>Suitability - MS</b>				
<b>Learning Environment</b>				
Learning Style Variety	Good	4.00	5.00	80.00
Interior Environment	Good	1.60	2.00	80.00
Exterior Environment	Good	1.20	1.50	80.00
<b>General Classrooms</b>				
Environment	Good	3.12	3.90	80.00
Size	Excel	9.75	9.75	100.00
Location	Excel	2.93	2.93	100.00
Storage/Fixed Equip	Good	2.34	2.93	80.00
<b>Self-Contained Special Ed</b>				
Environment	Good	0.44	0.55	80.00
Size	Poor	0.68	1.36	50.00
Location	Good	0.33	0.41	80.00
Storage/Fixed Equip	Poor	0.20	0.41	50.00
<b>Instructional Resource Rooms</b>				
Environment	Good	0.66	0.82	80.00
Size	Fair	1.33	2.05	65.00
Location	Good	0.49	0.61	80.00
Storage/Fixed Equip	Good	0.49	0.61	80.00
<b>Science</b>				
Environment	Good	0.76	0.95	80.00
Size	Excel	2.39	2.39	100.00
Location	Excel	0.72	0.72	100.00
Storage/Fixed Equip	Excel	0.72	0.72	100.00
<b>Music</b>				
Environment	Poor	0.37	0.74	50.00
Size	Good	1.47	1.84	80.00
Location	Fair	0.36	0.55	65.00
Storage/Fixed Equip	Poor	0.28	0.55	50.00
<b>Art</b>				
Environment	(N/A)	0.00	0.00	0.00
Size	(N/A)	0.00	0.00	0.00
Location	(N/A)	0.00	0.00	0.00
Storage/Fixed Equip	(N/A)	0.00	0.00	0.00
<b>Career Tech Ed</b>				
Environment	Excel	1.35	1.35	100.00

Project #: 6281

County: Sweetwater Unified High S

Site #: 16

Project: Assessments 2014

Region: 1

Site: Granger Junior High

Grade Config: 7-9

Site Type: Junior

Site Size: 17.77

Suitability	Rating	Score	Possible Score	Percent Score
Size	Excel	3.37	3.37	100.00
Location	Fair	0.66	1.01	65.00
Storage/Fixed Equip	Good	0.81	1.01	80.00
<b>Computer Labs</b>				
Environment	Good	0.24	0.30	80.00
Size	Good	0.60	0.75	80.00
Location	Good	0.18	0.23	80.00
Storage/Fixed Equip	Poor	0.11	0.23	50.00
<b>P.E.</b>				
Environment	Poor	1.20	2.40	50.00
Size	Good	4.80	6.00	80.00
Location	Good	1.44	1.80	80.00
Storage/Fixed Equip	Poor	0.90	1.80	50.00
<b>Performing Arts</b>				
Environment	Unsat	0.00	0.42	0.00
Size	Unsat	0.00	1.05	0.00
Location	Unsat	0.00	0.31	0.00
Storage/Fixed Equip	Unsat	0.00	0.31	0.00
<b>Media Center</b>				
Environment	Excel	0.93	0.93	100.00
Size	Excel	2.32	2.32	100.00
Location	Good	0.56	0.70	80.00
Storage/Fixed Equip	Fair	0.45	0.70	65.00
<b>Restrooms (Student)</b>	Good	0.74	0.93	80.00
<b>Administration</b>	Poor	1.05	2.10	50.00
<b>Counseling</b>	Fair	0.28	0.42	65.00
<b>Clinic</b>	Poor	0.17	0.34	50.00
<b>Staff Lounge-WkRm</b>	Fair	0.59	0.91	65.00
<b>Cafeteria</b>	Poor	2.00	4.00	50.00
<b>Food Service and Prep</b>	Poor	2.86	5.72	50.00
<b>Custodial and Maintenance</b>	Fair	0.33	0.50	65.00
<b>Outside</b>				
Vehicular Traffic	Poor	2.00	4.00	50.00
Pedestrian Traffic	Poor	0.22	0.43	50.00
Parking	Good	0.69	0.86	80.00
Athletic Courts and Fields	Fair	0.68	1.05	65.00
<b>Safety and Security</b>				
Fencing	Excel	0.78	0.78	100.00
Signage & Way Finding	Fair	0.65	1.00	65.00
Ease of Supervision	Poor	1.50	3.00	50.00
Controlled Entrances	Fair	0.33	0.50	65.00
<b>Total For Site:</b>		<b>71.37</b>	<b>96.78</b>	<b>73.75</b>

Comments

Project #: 6281

County: Sweetwater Unified High S

Site #: 16

Project: Assessments 2014

Region: 1

Site: Granger Junior High

Grade Config: 7-9

Site Type: Junior

Site Size: 17.77

Suitability	Rating	Score	Possible Score	Percent Score
Suitability - MS				
Granger Junior High School serves students in grades 7 - 9. It is the only junior high school in the district. The school has a health career pathway course.				
Suitability - MS->Learning Environment-->Learning Style Variety				
There are several designed spaces that accommodate multiple teaching and learning styles.				
Suitability - MS->Self-Contained Special Ed-->Size				
There are two rooms used for self-contained special education classes. One room is used mainly for adaptive physical education and movement. It meets approximately 50% of the size standard. The other room includes a restroom and kitchenette. That room meets approximately 70% of the size standard.				
Suitability - MS->Self-Contained Special Ed-->Storage/Fixed Equip				
There are two rooms used for self-contained special education. One room is currently used for adaptive physical education and lacks any permanent casework for the storage of equipment. The other room has a restroom with a changing table, but the space is not configured for easy access to change a student, lacks a shower, and lacks hot water in the restroom. There is a kitchenette, but the oven door cannot be fully opened.				
Suitability - MS->Instructional Resource Rooms-->Size				
There are two instructional resource rooms. One exceeds the size standard; the other meets approximately 60% of the size standard.				
Suitability - MS->Music-->Environment				
The music room lacks air conditioning and is dimly lighted.				
Suitability - MS->Music-->Size				
The band room is large enough, but the practice rooms are small and are further reduced by cabinetry. There is no room for storage of large instruments.				
Suitability - MS->Music-->Location				
The music room is located across the driveway that is used by delivery and garbage trucks as well as parking for administrators.				
Suitability - MS->Music-->Storage/Fixed Equip				
There is no room for storage of large instruments. There is no sink in the room and no permanent casework in the music office.				
Suitability - MS->Art				
There is no art program at this school. The VAPA program includes music.				
Suitability - MS->Career Tech Ed-->Location				
The medical pathway room is located across the driveway that is used by delivery and garbage trucks as well as parking for administrators.				
Suitability - MS->Computer Labs-->Storage/Fixed Equip				
The computer labs lack adequate permanent casework and storage appropriate for the program.				
Suitability - MS->P.E.-->Environment				
The physical education area, including the locker rooms and the adaptive room, have dated fixtures, dim lighting, and inadequate ventilation.				
Suitability - MS->P.E.-->Storage/Fixed Equip				
The showers have been converted to provide storage because there are no large storage spaces for the physical education program. The lockers are dated and not adequate for the capacity of the school. The weight room has excellent equipment, but the space is dimly lighted and not inviting. There are no drinking fountains in the space.				
Suitability - MS->Performing Arts				
There is a small raised platform in the center of the campus, but no lights, curtain, or dressing areas. The multi-purpose room lacks a permanent stage with lights, curtain, and dressing areas.				



Project #: 6281	County: Sweetwater Unified High S	Site #: 16
Project: Assessments 2014	Region: 1	Site: Granger Junior High
Grade Config: 7-9	Site Type: Junior	Site Size: 17.77

Suitability	Rating	Score	Possible Score	Percent Score
Suitability - MS->Performing Arts-->Environment There is no performing arts area at this school.				
Suitability - MS->Performing Arts-->Size There is no performing arts area at this school.				
Suitability - MS->Performing Arts-->Location There is no performing arts area at this school.				
Suitability - MS->Performing Arts-->Storage/Fixed Equip There is no performing arts area at this school.				
Suitability - MS->Media Center The media center has an adjacent room identified as a computer lab. It currently is an unused room with no computers.				
Suitability - MS->Media Center-->Storage/Fixed Equip The media center has an office area with a sink and a small amount of work space. Textbooks are stored in an open area adjacent to library stacks. This storage area is not secure and is currently designed for textbook, rather than technology and storage.				
Suitability - MS->Administration The administration area is appropriately located near the main entrance, but has dated wall coverings and fixed cabinetry. Offices are too small for a conference table and the two conference rooms are located distant from the offices and accessed through either an office suite or through a kitchen. Neither conference room provides confidential space. This building has no air conditioning.				
Suitability - MS->Counseling There is a counseling area in the school, but there is limited reception area and the hall is narrow and congested, especially during student registration.				
Suitability - MS->Clinic The clinic is small with no separate room for a cot with any curtain or separation. There is a restroom, but it is not ADA accessible.				
Suitability - MS->Staff Lounge-WkRm There is a small space designed for faculty workroom, but no adjacent restrooms. The faculty dining area is used for food preparation and storage.				
Suitability - MS->Cafeteria The cafeteria is small for the student capacity. The entrance to the serving lines crosses the exit to the outdoor seating areas. There is limited covered outside seating.				
Suitability - MS->Food Service and Prep The food preparation area is original to the building and has limited space for storage of supplies. The office is located in the pantry and the locker and restroom area is cramped.				
Suitability - MS->Custodial and Maintenance There are adequate small custodial areas across the campus. There is no large custodial area for storage of supplies.				
Suitability - MS->Outside-->Vehicular Traffic There is a green-painted curb at the front of the school that is labeled for parent loading, but it is on-street. Cars are loading on both sides of the street and stopping the traffic lanes.				
Suitability - MS->Outside-->Pedestrian Traffic There is no cross walk near the school entrance.				

Project #: 6281	County: Sweetwater Unified High S	Site #: 16
Project: Assessments 2014	Region: 1	Site: Granger Junior High
Grade Config: 7-9	Site Type: Junior	Site Size: 17.77

Suitability	Rating	Score	Possible Score	Percent Score
<p>Suitability - MS-&gt;Outside--&gt;Athletic Courts and Fields</p> <p>There is a large hard-surface area that is adjacent to the locker rooms. The large grassed area is across a dirt field. Gophers are a problem in the grass field.</p> <p>Suitability - MS-&gt;Safety and Security--&gt;Signage &amp; Way Finding</p> <p>There is a large sign at the entrance and signage directing visitors to the main office. All buildings and rooms are numbered, but few identify usage. There are no way-finding signs to direct the public to major spaces.</p> <p>Suitability - MS-&gt;Safety and Security--&gt;Ease of Supervision</p> <p>This is a campus with many separate buildings and many spaces that lack visibility.</p> <p>Suitability - MS-&gt;Safety and Security--&gt;Controlled Entrances</p> <p>There is an entry vestibule that is manned when the school is open, but all students pass through this same area at the beginning and end of school and it is very congested.</p>				



## Suitability Report - Full

Project #: 6281	County: Sweetwater Unified High S	Site #: 17
Project: Assessments 2014	Region: 1	Site: Hilltop Middle
Grade Config: 7-8	Site Type: Middle	Site Size: 26.70

Suitability	Rating	Score	Possible Score	Percent Score
<b>Suitability - MS</b>				
<b>Learning Environment</b>				
Learning Style Variety	Poor	2.50	5.00	50.00
Interior Environment	Poor	1.00	2.00	50.00
Exterior Environment	Fair	0.98	1.50	65.00
<b>General Classrooms</b>				
Environment	Poor	1.95	3.90	50.00
Size	Excel	9.75	9.75	100.00
Location	Excel	2.93	2.93	100.00
Storage/Fixed Equip	Fair	1.90	2.93	65.00
<b>Self-Contained Special Ed</b>				
Environment	Poor	0.27	0.55	50.00
Size	Fair	0.89	1.36	65.00
Location	Good	0.33	0.41	80.00
Storage/Fixed Equip	Poor	0.20	0.41	50.00
<b>Instructional Resource Rooms</b>				
Environment	Poor	0.41	0.82	50.00
Size	Good	1.64	2.05	80.00
Location	Good	0.49	0.61	80.00
Storage/Fixed Equip	Poor	0.31	0.61	50.00
<b>Science</b>				
Environment	Poor	0.48	0.95	50.00
Size	Excel	2.39	2.39	100.00
Location	Excel	0.72	0.72	100.00
Storage/Fixed Equip	Fair	0.47	0.72	65.00
<b>Music</b>				
Environment	Good	0.59	0.74	80.00
Size	Good	1.47	1.84	80.00
Location	Excel	0.55	0.55	100.00
Storage/Fixed Equip	Fair	0.36	0.55	65.00
<b>Art</b>				
Environment	Poor	0.32	0.65	50.00
Size	Good	1.29	1.61	80.00
Location	Excel	0.48	0.48	100.00
Storage/Fixed Equip	Poor	0.24	0.48	50.00
<b>Career Tech Ed</b>				
Environment	Fair	0.88	1.35	65.00

Project #: 6281

County: Sweetwater Unified High S

Site #: 17

Project: Assessments 2014

Region: 1

Site: Hilltop Middle

Grade Config: 7-8

Site Type: Middle

Site Size: 26.70

Suitability	Rating	Score	Possible Score	Percent Score
Size	Fair	2.19	3.37	65.00
Location	Good	0.81	1.01	80.00
Storage/Fixed Equip	Good	0.81	1.01	80.00
<b>Computer Labs</b>				
Environment	Fair	0.20	0.30	65.00
Size	Fair	0.49	0.75	65.00
Location	Good	0.18	0.23	80.00
Storage/Fixed Equip	Good	0.18	0.23	80.00
<b>P.E.</b>				
Environment	Poor	1.20	2.40	50.00
Size	Fair	3.90	6.00	65.00
Location	Good	1.44	1.80	80.00
Storage/Fixed Equip	Poor	0.90	1.80	50.00
<b>Performing Arts</b>				
Environment	Unsat	0.00	0.42	0.00
Size	Unsat	0.00	1.05	0.00
Location	Unsat	0.00	0.31	0.00
Storage/Fixed Equip	Unsat	0.00	0.31	0.00
<b>Media Center</b>				
Environment	Poor	0.46	0.93	50.00
Size	Excel	2.32	2.32	100.00
Location	Good	0.56	0.70	80.00
Storage/Fixed Equip	Fair	0.45	0.70	65.00
<b>Restrooms (Student)</b>	Fair	0.60	0.93	65.00
<b>Administration</b>	Fair	1.36	2.10	65.00
<b>Counseling</b>	Excel	0.42	0.42	100.00
<b>Clinic</b>	Poor	0.17	0.34	50.00
<b>Staff Lounge-WkRm</b>	Good	0.72	0.91	80.00
<b>Cafeteria</b>	Fair	2.60	4.00	65.00
<b>Food Service and Prep</b>	Poor	2.86	5.72	50.00
<b>Custodial and Maintenance</b>	Fair	0.33	0.50	65.00
<b>Outside</b>				
Vehicular Traffic	Poor	2.00	4.00	50.00
Pedestrian Traffic	Poor	0.22	0.43	50.00
Parking	Fair	0.56	0.86	65.00
Athletic Courts and Fields	Fair	0.68	1.05	65.00
<b>Safety and Security</b>				
Fencing	Good	0.62	0.78	80.00
Signage & Way Finding	Fair	0.65	1.00	65.00
Ease of Supervision	Poor	1.50	3.00	50.00
Controlled Entrances	Poor	0.25	0.50	50.00
<b>Total For Site:</b>		<b>67.40</b>	<b>100.00</b>	<b>67.40</b>

Comments

Project #: 6281

County: Sweetwater Unified High S

Site #: 17

Project: Assessments 2014

Region: 1

Site: Hilltop Middle

Grade Config: 7-8

Site Type: Middle

Site Size: 26.70

Suitability

Rating

Score

Possible  
ScorePercent  
Score**Suitability - MS**

Hilltop Middle School serves students in grades 7 and 8 in a multi-wing school. The classrooms open onto covered corridors, but not all walkways are covered, especially between buildings. The library, PE spaces, and cafeteria walkways are uncovered.

**Suitability - MS->Learning Environment->Learning Style Variety**

There are no designed spaces to support different grouping patterns.

**Suitability - MS->Learning Environment->Interior Environment**

Less than half of the school has been renovated. The older sections are dimly lighted, have persistent odors, have aging windows and window coverings, have aging univents that are often noisy, and are neither inviting nor stimulating. The newer sections have improved lighting and windows and are inviting learning spaces.

**Suitability - MS->Learning Environment->Exterior Environment**

There are outside areas for learning or socializing, but most are unshaded and some areas are prone to flooding during rains.

**Suitability - MS->General Classrooms->Environment**

Less than half of the school has been renovated. The older sections are dimly lighted, have persistent odors, have aging windows and window coverings, have aging univents that are often noisy, and are neither inviting nor stimulating. The newer sections have improved lighting and windows and are inviting learning spaces.

**Suitability - MS->General Classrooms->Storage/Fixed Equip**

The renovated classrooms have adequate storage and permanent casework for teacher and student storage. The old rooms have no storage.

**Suitability - MS->Self-Contained Special Ed->Environment**

The self-contained special education programs are housed in three different rooms in the old section of the building. They are dimly lighted, have persistent odors, have aging windows and window coverings, have aging univents that are often noisy, and are neither inviting nor stimulating. Two of the rooms were designed for family and consumer science cooking and sewing classes. The cooking room has fixed cooking stations that reduce the useable space in the room.

**Suitability - MS->Self-Contained Special Ed->Size**

There are three rooms used for self-contained special education. One room is small, but has some additional space for a sensory room. One room is large enough, but it used to be the cooking classroom and still contains 8 cooking/cabinet stations. One room is a general classroom that has been divided to allow separation of students. Only the large room meets the size standard and the fixed cooking stations reduce the useable space.

**Suitability - MS->Self-Contained Special Ed->Storage/Fixed Equip**

The life skills rooms lack an in-room restroom and use a bathroom/changing space that is distant and lacks hot water. There is no shower and no washer and dryer available. The other two rooms lack adequate permanent casework for teacher and student storage.

**Suitability - MS->Instructional Resource Rooms->Environment**

The rooms are dimly lighted, have persistent odors, have aging windows and window coverings, have aging univents that are often noisy, and are neither inviting nor stimulating.

**Suitability - MS->Instructional Resource Rooms->Storage/Fixed Equip**

The instructional resource rooms lack adequate permanent casework for teacher and student storage.

**Suitability - MS->Science->Environment**

Less than half of the school has been renovated. The science rooms are in the older section. This section is dimly lighted, has persistent odors, has aging windows and window coverings, has aging univents that are often noisy, and are neither inviting nor stimulating.

Project #: 6281

County: Sweetwater Unified High S

Site #: 17

Project: Assessments 2014

Region: 1

Site: Hilltop Middle

Grade Config: 7-8

Site Type: Middle

Site Size: 26.70

Suitability	Rating	Score	Possible Score	Percent Score
Suitability - MS->Science-->Storage/Fixed Equip				
Some of the science rooms have adequate permanent casework and appropriate storage. Most, but not all, rooms have fire extinguishers and fire blankets. None of the rooms have safety showers; one has an eyewash station. One room lacks lab tables and stations. Some rooms have only a single sink. Most classrooms lacked adequate electrical service and/or technology connections at the demonstration table.				
Suitability - MS->Music				
There is only one music room at this school.				
Suitability - MS->Music-->Size				
The band room meets 80% of the size standard, but the storage spaces are too small.				
Suitability - MS->Music-->Storage/Fixed Equip				
The band room has a sink, cages for instruments, and a small storage room. There is inadequate permanent casework for music library and supplies.				
Suitability - MS->Art				
The art room is housed in the old wood shop.				
Suitability - MS->Art-->Environment				
The art room is currently located in the old wood shop room. The room lacks adequate windows for natural light. There are two rooms designed for art that are currently being used for science.				
Suitability - MS->Art-->Size				
Art is currently taught in a portion of the old wood shop room that does not include the equipment. The rooms designed for art are currently housing science classrooms and do not meet the size standard.				
Suitability - MS->Art-->Storage/Fixed Equip				
The art room is currently located in the old wood shop. There is some fixed cabinetry that can be used for the art program, but many areas are still full of the wood shop tools and materials.				
Suitability - MS->Career Tech Ed				
The only career technology course is keyboarding which is taught in a computer lab.				
Suitability - MS->Career Tech Ed-->Environment				
The computer lab used for keyboarding is small and stuffy.				
Suitability - MS->Career Tech Ed-->Size				
The keyboarding lab meets approximately 75% of the size standard.				
Suitability - MS->Computer Labs-->Environment				
The computer lab is small and stuffy.				
Suitability - MS->Computer Labs-->Size				
The computer lab meets approximately 75% of the size standard.				
Suitability - MS->P.E.-->Environment				
There is an adaptive physical education space, but the lighting is dim, the ventilation is not adequate, and the spatial configuration does not allow flexible usage. The space is not inviting.				
Suitability - MS->P.E.-->Size				
The multi-purpose adaptive physical education space meets approximately 65% of the size standard. Nearly half of the space is sectioned off for use as a weight room by a floor-to-ceiling chain-link fence.				
Suitability - MS->P.E.-->Storage/Fixed Equip				
There is limited space for storage of physical education equipment. The locker rooms and offices and the adaptive room have dated fixtures.				

Project #: 6281

County: Sweetwater Unified High S

Site #: 17

Project: Assessments 2014

Region: 1

Site: Hilltop Middle

Grade Config: 7-8

Site Type: Middle

Site Size: 26.70

## Suitability

## Rating

## Score

Possible  
ScorePercent  
Score

## Suitability - MS-&gt;Performing Arts

There is no stage for performing arts in the multi-purpose room. There are mirrors on the wall in the adaptive physical education building, but the space has a concrete floor and is not appropriate for dance.

## Suitability - MS-&gt;Performing Arts--&gt;Environment

There is no performing arts space at this school.

## Suitability - MS-&gt;Performing Arts--&gt;Size

There is no performing arts space at this school.

## Suitability - MS-&gt;Performing Arts--&gt;Location

There is no performing arts space at this school.

## Suitability - MS-&gt;Performing Arts--&gt;Storage/Fixed Equip

There is no performing arts space at this school.

## Suitability - MS-&gt;Media Center--&gt;Environment

The media center is in a stand-alone building that lacks access via covered walkways. The space is cramped and dimly lighted.

## Suitability - MS-&gt;Media Center--&gt;Size

The library cannot accommodate two classrooms and lacks adequate computer stations.

## Suitability - MS-&gt;Media Center--&gt;Storage/Fixed Equip

There is storage space in the media center and some production space with a sink. The media center is currently designed for textbook, rather than technology, storage.

## Suitability - MS-&gt;Restrooms (Student)

There are an adequate number of restrooms across the campus, but some have dated fixtures, including floor-mounted urinals with no separation.

## Suitability - MS-&gt;Administration

The administration area is located near the front of the school, but is small for the school capacity and lacks an appropriate reception area for parents or visitors that is separate from the students waiting for discipline or other issues. There is a conference room, but only one restroom.

## Suitability - MS-&gt;Clinic

The clinic is located near the administration area, but lacks visual supervision from the office. There are two cots, but no separation between them. There is an ADA accessible restroom.

## Suitability - MS-&gt;Cafeteria

The cafeteria is considered a "multi-purpose" room, but there is no stage, curtains, lights, or dressing room. There is no designed space to store tables and chairs. A faculty lunch room is used for that purpose.

## Suitability - MS-&gt;Food Service and Prep

The food preparation area is small and congested. The staff restroom is accessed through the office and is not ADA accessible. Freezers and other large pieces of equipment are not able to be kept in the kitchen due to its limited size.

## Suitability - MS-&gt;Custodial and Maintenance

There are multiple custodial spaces at the school. The main space is not located to allow easy unloading of large pallets of supplies or materials. The spaces lack adequate storage.

## Suitability - MS-&gt;Outside--&gt;Vehicular Traffic

There is a marked, off-street bus lane, but parent loading is on-street and students cross the bus lane to access the entrance of the school. There is a crosswalk and crossing guard, but many parents stop on both sides of the busy street to load/unload.



Project #: 6281	County: Sweetwater Unified High S	Site #: 17
Project: Assessments 2014	Region: 1	Site: Hilltop Middle
Grade Config: 7-8	Site Type: Middle	Site Size: 26.70

Suitability	Rating	Score	Possible Score	Percent Score
<p>Suitability - MS-&gt;Outside--&gt;Pedestrian Traffic</p> <p>There is no off-street parent loading area and students cross the street and the bus lane. There is a cross walk and crossing guard provided at one location.</p> <p>Suitability - MS-&gt;Outside--&gt;Parking</p> <p>There is a small parking lot with identified visitor and ADA parking, but it is not adequate for the size of the school.</p> <p>Suitability - MS-&gt;Outside--&gt;Athletic Courts and Fields</p> <p>There is a large, grassed play area and a hard surface area for organized play and athletics. The field suffers from gophers and the hard surface needs to have lines painted to allow it to be used for organized activities.</p> <p>Suitability - MS-&gt;Safety and Security--&gt;Fencing</p> <p>There is good perimeter fencing for the site.</p> <p>Suitability - MS-&gt;Safety and Security--&gt;Signage &amp; Way Finding</p> <p>There is a large sign at the front of the school, but the office is difficult to locate from the street or parking area. There are some large signs to direct visitors and all rooms are numbered. There are no way-finding signs on the campus. Visitor parking is identified, but other traffic signs are small, missing, or unclear.</p> <p>Suitability - MS-&gt;Safety and Security--&gt;Ease of Supervision</p> <p>This is a complex of individual buildings that covers a large area. There are many hiding places, especially behind the handball courts and the temporary buildings.</p> <p>Suitability - MS-&gt;Safety and Security--&gt;Controlled Entrances</p> <p>During the day, only one gate leading to the main office is supposed to be open. There is no security vestibule at the office.</p>				



## Suitability Report - Full

Project #: 6281	County: Sweetwater Unified High S	Site #: 18
Project: Assessments 2014	Region: 1	Site: Mar Vista Middle
Grade Config: 7-8	Site Type: Middle	Site Size: 27.37

Suitability	Rating	Score	Possible Score	Percent Score
<b>Suitability - MS</b>				
<b>Learning Environment</b>				
Learning Style Variety	Fair	3.25	5.00	65.00
Interior Environment	Fair	1.30	2.00	65.00
Exterior Environment	Good	1.20	1.50	80.00
<b>General Classrooms</b>				
Environment	Fair	2.54	3.90	65.00
Size	Excel	9.75	9.75	100.00
Location	Excel	2.93	2.93	100.00
Storage/Fixed Equip	Good	2.34	2.93	80.00
<b>Self-Contained Special Ed</b>				
Environment	Fair	0.35	0.55	65.00
Size	Good	1.09	1.36	80.00
Location	Excel	0.41	0.41	100.00
Storage/Fixed Equip	Good	0.33	0.41	80.00
<b>Instructional Resource Rooms</b>				
Environment	(N/A)	0.00	0.00	0.00
Size	(N/A)	0.00	0.00	0.00
Location	(N/A)	0.00	0.00	0.00
Storage/Fixed Equip	(N/A)	0.00	0.00	0.00
<b>Science</b>				
Environment	Fair	0.62	0.95	65.00
Size	Good	1.91	2.39	80.00
Location	Good	0.57	0.72	80.00
Storage/Fixed Equip	Good	0.57	0.72	80.00
<b>Music</b>				
Environment	Fair	0.48	0.74	65.00
Size	Good	1.47	1.84	80.00
Location	Fair	0.36	0.55	65.00
Storage/Fixed Equip	Fair	0.36	0.55	65.00
<b>Art</b>				
Environment	(N/A)	0.00	0.00	0.00
Size	(N/A)	0.00	0.00	0.00
Location	(N/A)	0.00	0.00	0.00
Storage/Fixed Equip	(N/A)	0.00	0.00	0.00
<b>Career Tech Ed</b>				
Environment	Fair	0.88	1.35	65.00

Project #: 6281

County: Sweetwater Unified High S

Site #: 18

Project: Assessments 2014

Region: 1

Site: Mar Vista Middle

Grade Config: 7-8

Site Type: Middle

Site Size: 27.37

Suitability	Rating	Score	Possible Score	Percent Score
Size	Excel	3.37	3.37	100.00
Location	Excel	1.01	1.01	100.00
Storage/Fixed Equip	Excel	1.01	1.01	100.00
<b>Computer Labs</b>				
Environment	Good	0.24	0.30	80.00
Size	Good	0.60	0.75	80.00
Location	Excel	0.23	0.23	100.00
Storage/Fixed Equip	Excel	0.23	0.23	100.00
<b>P.E.</b>				
Environment	Poor	1.20	2.40	50.00
Size	Excel	6.00	6.00	100.00
Location	Excel	1.80	1.80	100.00
Storage/Fixed Equip	Poor	0.90	1.80	50.00
<b>Performing Arts</b>				
Environment	Poor	0.21	0.42	50.00
Size	Poor	0.52	1.05	50.00
Location	Good	0.25	0.31	80.00
Storage/Fixed Equip	Unsat	0.00	0.31	0.00
<b>Media Center</b>				
Environment	Fair	0.60	0.93	65.00
Size	Fair	1.51	2.32	65.00
Location	Excel	0.70	0.70	100.00
Storage/Fixed Equip	Excel	0.70	0.70	100.00
<b>Restrooms (Student)</b>	Fair	0.60	0.93	65.00
<b>Administration</b>	Poor	1.05	2.10	50.00
<b>Counseling</b>	Excel	0.42	0.42	100.00
<b>Clinic</b>	Poor	0.17	0.34	50.00
<b>Staff Lounge-WkRm</b>	Fair	0.59	0.91	65.00
<b>Cafeteria</b>	Poor	2.00	4.00	50.00
<b>Food Service and Prep</b>	Fair	3.72	5.72	65.00
<b>Custodial and Maintenance</b>	Good	0.40	0.50	80.00
<b>Outside</b>				
Vehicular Traffic	Poor	2.00	4.00	50.00
Pedestrian Traffic	Good	0.35	0.43	80.00
Parking	Good	0.69	0.86	80.00
Athletic Courts and Fields	Excel	1.05	1.05	100.00
<b>Safety and Security</b>				
Fencing	Excel	0.78	0.78	100.00
Signage & Way Finding	Poor	0.50	1.00	50.00
Ease of Supervision	Poor	1.50	3.00	50.00
Controlled Entrances	Excel	0.50	0.50	100.00
<b>Total For Site:</b>		<b>70.08</b>	<b>92.68</b>	<b>75.61</b>

Comments

Project #: 6281	County: Sweetwater Unified High S	Site #: 18
Project: Assessments 2014	Region: 1	Site: Mar Vista Middle
Grade Config: 7-8	Site Type: Middle	Site Size: 27.37

Suitability	Rating	Score	Possible Score	Percent Score
Suitability - MS				
Mar Vista Middle School provides a comprehensive program for grades 7-8. It has a Visual Arts/Performing Arts (VAPA) program and self contained special education classes. There is also a before and after school program.				
Suitability - MS->Learning Environment-->Learning Style Variety				
The facility does not support a variety of learning and teaching styles, most learning spaces are traditional.				
Suitability - MS->Learning Environment-->Interior Environment				
The interior environment is old and well worn for the most part. Some buildings have been refurbished.				
Suitability - MS->Learning Environment-->Exterior Environment				
There is no outdoor learning lab, but there many outdoor socializing places.				
Suitability - MS->General Classrooms-->Environment				
All the classrooms are traditional and do not support a wide variety of teaching and learning styles. Many rooms are well worn and need refurbishing.				
Suitability - MS->Self-Contained Special Ed-->Environment				
There are three self-contained special education rooms. Two are in traditional classrooms and this is appropriate. The third room is larger with a kitchen area. Restrooms and laundry are in an adjacent building. All three rooms are well worn.				
Suitability - MS->Science-->Environment				
There are 6 science labs, 5 are in appropriate rooms that show signs of wear. The 6th is in an unused art room and the room is not configured for science.				
Suitability - MS->Science-->Storage/Fixed Equip				
One of the six science rooms does not have the appropriate lab tables and equipment for science.				
Suitability - MS->Music-->Environment				
The orchestra room is an old classroom that has no practice rooms, no storage, and poor acoustics. The band room is appropriate but shows signs of wear, has low lighting, and the windows are discolored.				
Suitability - MS->Music-->Location				
The orchestra room is not adjacent to the band room and neither room is adjacent to the performance area.				
Suitability - MS->Music-->Storage/Fixed Equip				
The band practice rooms and storage rooms are small.				
Suitability - MS->Career Tech Ed-->Environment				
There is one career computer lab in an old shop room. The room shows signs of wear and has no AC.				
Suitability - MS->P.E.-->Environment				
The multi-purpose room is old and shows signs of wear. There is no natural light and there is a chain link fence dividing the room, one side for weight equipment and one side for exercise. The locker rooms are well worn.				
Suitability - MS->P.E.-->Storage/Fixed Equip				
The PE room has no drinking fountain, fixed equipment, storage, or adjacent restrooms.				
Suitability - MS->Performing Arts-->Environment				
The performing arts space consists of a portable stage in the cafeteria or an outdoor stage. The indoor stage is not used since there is no drama program. The cafeteria has poor acoustics and noise from food service equipment. The outdoor stage cannot be used.				
Suitability - MS->Performing Arts-->Size				
The performing arts space does not meet the size standard.				
Suitability - MS->Performing Arts-->Storage/Fixed Equip				
There is no storage or fixed equipment for performing arts.				

Project #: 6281	County: Sweetwater Unified High S	Site #: 18
Project: Assessments 2014	Region: 1	Site: Mar Vista Middle
Grade Config: 7-8	Site Type: Middle	Site Size: 27.37

Suitability	Rating	Score	Possible Score	Percent Score
Suitability - MS->Media Center-->Environment The media center is not configured to support two classes at the same time.				
Suitability - MS->Media Center-->Size The media center is not large enough for two classes and only has twelve computer stations.				
Suitability - MS->Restrooms (Student) Some restrooms shows signs of wear and are not ADA accessible.				
Suitability - MS->Administration The administrative area shows signs of wear. It is not air conditioned, and has spaces that do not meet the size standards.				
Suitability - MS->Clinic The clinic is small, is not ADA accessible, and is not air conditioned.				
Suitability - MS->Staff Lounge-WkRm The staff lounge/workroom is small and shows signs of wear.				
Suitability - MS->Cafeteria The cafeteria is small, with a capacity of about 100, and has no storage. Kitchen equipment located in the cafeteria is noisy.				
Suitability - MS->Food Service and Prep Food service has all the appropriate spaces but is small and old.				
Suitability - MS->Outside-->Vehicular Traffic There are no spaces for parent or bus drop off on the campus.				
Suitability - MS->Outside-->Parking There is sufficient parking but it is not convenient for some staff, many park on the street.				
Suitability - MS->Safety and Security-->Signage & Way Finding There is little way-finding signage.				
Suitability - MS->Safety and Security-->Ease of Supervision The campus has multiple buildings and is challenging to supervise.				



## Suitability Report - Full

Project #: 6281	County: Sweetwater Unified High S	Site #: 19
Project: Assessments 2014	Region: 1	Site: Montgomery Middle
Grade Config: 7-8	Site Type: Middle	Site Size: 30.75

Suitability	Rating	Score	Possible Score	Percent Score
<b>Suitability - MS</b>				
<b>Learning Environment</b>				
Learning Style Variety	Good	4.00	5.00	80.00
Interior Environment	Good	1.60	2.00	80.00
Exterior Environment	Good	1.20	1.50	80.00
<b>General Classrooms</b>				
Environment	Good	3.12	3.90	80.00
Size	Excel	9.75	9.75	100.00
Location	Excel	2.93	2.93	100.00
Storage/Fixed Equip	Good	2.34	2.93	80.00
<b>Self-Contained Special Ed</b>				
Environment	Fair	0.35	0.55	65.00
Size	Good	1.09	1.36	80.00
Location	Excel	0.41	0.41	100.00
Storage/Fixed Equip	Poor	0.20	0.41	50.00
<b>Instructional Resource Rooms</b>				
Environment	Good	0.66	0.82	80.00
Size	Excel	2.05	2.05	100.00
Location	Excel	0.61	0.61	100.00
Storage/Fixed Equip	Excel	0.61	0.61	100.00
<b>Science</b>				
Environment	Good	0.76	0.95	80.00
Size	Excel	2.39	2.39	100.00
Location	Excel	0.72	0.72	100.00
Storage/Fixed Equip	Excel	0.72	0.72	100.00
<b>Music</b>				
Environment	Fair	0.48	0.74	65.00
Size	Good	1.47	1.84	80.00
Location	Excel	0.55	0.55	100.00
Storage/Fixed Equip	Fair	0.36	0.55	65.00
<b>Art</b>				
Environment	Good	0.52	0.65	80.00
Size	Excel	1.61	1.61	100.00
Location	Excel	0.48	0.48	100.00
Storage/Fixed Equip	Fair	0.31	0.48	65.00
<b>Career Tech Ed</b>				
Environment	(N/A)	0.00	0.00	0.00

Project #: 6281

County: Sweetwater Unified High S

Site #: 19

Project: Assessments 2014

Region: 1

Site: Montgomery Middle

Grade Config: 7-8

Site Type: Middle

Site Size: 30.75

Suitability	Rating	Score	Possible Score	Percent Score
Size	(N/A)	0.00	0.00	0.00
Location	(N/A)	0.00	0.00	0.00
Storage/Fixed Equip	(N/A)	0.00	0.00	0.00
<b>Computer Labs</b>				
Environment	Good	0.24	0.30	80.00
Size	Good	0.60	0.75	80.00
Location	Good	0.18	0.23	80.00
Storage/Fixed Equip	Excel	0.23	0.23	100.00
<b>P.E.</b>				
Environment	Poor	1.20	2.40	50.00
Size	Excel	6.00	6.00	100.00
Location	Excel	1.80	1.80	100.00
Storage/Fixed Equip	Fair	1.17	1.80	65.00
<b>Performing Arts</b>				
Environment	Unsat	0.00	0.42	0.00
Size	Unsat	0.00	1.05	0.00
Location	Poor	0.16	0.31	50.00
Storage/Fixed Equip	Unsat	0.00	0.31	0.00
<b>Media Center</b>				
Environment	Excel	0.93	0.93	100.00
Size	Excel	2.32	2.32	100.00
Location	Excel	0.70	0.70	100.00
Storage/Fixed Equip	Excel	0.70	0.70	100.00
<b>Restrooms (Student)</b>	Good	0.74	0.93	80.00
<b>Administration</b>	Fair	1.36	2.10	65.00
<b>Counseling</b>	Excel	0.42	0.42	100.00
<b>Clinic</b>	Excel	0.34	0.34	100.00
<b>Staff Lounge-WkRm</b>	Fair	0.59	0.91	65.00
<b>Cafeteria</b>	Good	3.20	4.00	80.00
<b>Food Service and Prep</b>	Excel	5.72	5.72	100.00
<b>Custodial and Maintenance</b>	Good	0.40	0.50	80.00
<b>Outside</b>				
Vehicular Traffic	Poor	2.00	4.00	50.00
Pedestrian Traffic	Poor	0.22	0.43	50.00
Parking	Good	0.69	0.86	80.00
Athletic Courts and Fields	Excel	1.05	1.05	100.00
<b>Safety and Security</b>				
Fencing	Excel	0.78	0.78	100.00
Signage & Way Finding	Fair	0.65	1.00	65.00
Ease of Supervision	Poor	1.50	3.00	50.00
Controlled Entrances	Fair	0.33	0.50	65.00
<b>Total For Site:</b>		<b>77.48</b>	<b>93.26</b>	<b>83.08</b>

Comments



Project #: 6281	County: Sweetwater Unified High S	Site #: 19
Project: Assessments 2014	Region: 1	Site: Montgomery Middle
Grade Config: 7-8	Site Type: Middle	Site Size: 30.75

Suitability	Rating	Score	Possible Score	Percent Score
Suitability - MS				
Montgomery Middle School provides a comprehensive program for grades 7-8. The school has two self-contained special education classes.				
Suitability - MS->Learning Environment->Learning Style Variety				
The school does not provide spaces for a variety of teaching and learning styles, but does have excess rooms that can accommodate a variety of activities.				
Suitability - MS->Learning Environment->Interior Environment				
The new classroom wing and library provide excellent environments. The remainder of the school is fair due to the tired interior finishes.				
Suitability - MS->Learning Environment->Exterior Environment				
There is no outdoor learning lab but there are numerous social gathering places.				
Suitability - MS->General Classrooms->Environment				
The new classroom wing provides excellent environments. The remainder of the classrooms are fair due to the tired interior finishes.				
Suitability - MS->Self-Contained Special Ed->Environment				
The self-contained special education rooms have tired interior finishes. The rooms look like a typical classroom.				
Suitability - MS->Self-Contained Special Ed->Size				
The two self-contained special education rooms are 910 SF. This size is appropriate for the moderate students but too small for the severe students. There are three support spaces, that contain restrooms, kitchen, changing tables, but these are not directly connected to either of the classrooms.				
Suitability - MS->Self-Contained Special Ed->Storage/Fixed Equip				
The self-contained special education rooms have support rooms with the appropriate storage and fixed equipment, however these support rooms are not directly accessible from the classrooms.				
Suitability - MS->Music->Environment				
The music rooms have tired interior finishes.				
Suitability - MS->Music->Size				
The music rooms are about 80% of the size standard. All the support spaces, practice and storage rooms are too small.				
Suitability - MS->Music->Storage/Fixed Equip				
The storage cabinets and rooms do not meet the size standard.				
Suitability - MS->Art->Storage/Fixed Equip				
The storage room does not meet the size standard.				
Suitability - MS->Career Tech Ed				
There are two Career Tech rooms but they are not used since there is no program.				
Suitability - MS->Computer Labs->Size				
The computer labs are 83% of the standard.				
Suitability - MS->P.E.-->Environment				
The multi-purpose room is well worn and tired, the ceiling is relatively low. There is no natural lighting.				
Suitability - MS->P.E.-->Storage/Fixed Equip				
The multi-purpose room lacks athletic equipment with the exception of some weight training equipment.				
Suitability - MS->Performing Arts->Environment				
The performing arts space is a portable stage in the multi-purpose room. The multi-purpose room is well worn and has a relatively low ceiling.				

Project #: 6281

County: Sweetwater Unified High S

Site #: 19

Project: Assessments 2014

Region: 1

Site: Montgomery Middle

Grade Config: 7-8

Site Type: Middle

Site Size: 30.75

Suitability	Rating	Score	Possible Score	Percent Score
Suitability - MS->Performing Arts-->Size				
The multi-purpose room does not meet 50% of the size standard.				
Suitability - MS->Performing Arts-->Location				
The multi-purpose room is not readily accessible to the public.				
Suitability - MS->Performing Arts-->Storage/Fixed Equip				
The multi-purpose room is lacking in the equipment and support spaces of an auditorium.				
Suitability - MS->Administration				
The administrative spaces are well worn and do not meet the size standards.				
Suitability - MS->Staff Lounge-WkRm				
The staff lounge/work room is small and a bit remote. There is a new work room in the new classroom wing.				
Suitability - MS->Cafeteria				
The cafeteria is a covered outside area with seating for approximately 112 students.				
Suitability - MS->Outside-->Vehicular Traffic				
Vehicular traffic is congested at drop off time and conflicts with pedestrian traffic.				
Suitability - MS->Outside-->Pedestrian Traffic				
Pedestrian traffic conflicts with vehicular traffic.				
Suitability - MS->Outside-->Parking				
Visitor parking conflicts with bus and car drop off traffic.				
Suitability - MS->Safety and Security-->Signage & Way Finding				
There is little way-finding signage.				
Suitability - MS->Safety and Security-->Ease of Supervision				
The campus has multiple buildings which makes it difficult to supervise.				
Suitability - MS->Safety and Security-->Controlled Entrances				
This multi-building campus has control over entrances to the campus but not to the buildings.				



## Suitability Report - Full

Project #: 6281	County: Sweetwater Unified High S	Site #: 20
Project: Assessments 2014	Region: 1	Site: National City Middle
Grade Config: 7-8	Site Type: Middle	Site Size: 9.26

Suitability	Rating	Score	Possible Score	Percent Score
<b>Suitability - MS</b>				
<b>Learning Environment</b>				
Learning Style Variety	Good	4.00	5.00	80.00
Interior Environment	Fair	1.30	2.00	65.00
Exterior Environment	Fair	0.98	1.50	65.00
<b>General Classrooms</b>				
Environment	Fair	2.54	3.90	65.00
Size	Excel	9.75	9.75	100.00
Location	Excel	2.93	2.93	100.00
Storage/Fixed Equip	Excel	2.93	2.93	100.00
<b>Self-Contained Special Ed</b>				
Environment	Fair	0.35	0.55	65.00
Size	Excel	1.36	1.36	100.00
Location	Excel	0.41	0.41	100.00
Storage/Fixed Equip	Fair	0.27	0.41	65.00
<b>Instructional Resource Rooms</b>				
Environment	(N/A)	0.00	0.00	0.00
Size	(N/A)	0.00	0.00	0.00
Location	(N/A)	0.00	0.00	0.00
Storage/Fixed Equip	(N/A)	0.00	0.00	0.00
<b>Science</b>				
Environment	Good	0.76	0.95	80.00
Size	Excel	2.39	2.39	100.00
Location	Excel	0.72	0.72	100.00
Storage/Fixed Equip	Good	0.57	0.72	80.00
<b>Music</b>				
Environment	Poor	0.37	0.74	50.00
Size	Good	1.47	1.84	80.00
Location	Good	0.44	0.55	80.00
Storage/Fixed Equip	Poor	0.28	0.55	50.00
<b>Art</b>				
Environment	(N/A)	0.00	0.00	0.00
Size	(N/A)	0.00	0.00	0.00
Location	(N/A)	0.00	0.00	0.00
Storage/Fixed Equip	(N/A)	0.00	0.00	0.00
<b>Career Tech Ed</b>				
Environment	Poor	0.67	1.35	50.00

Project #: 6281

County: Sweetwater Unified High S

Site #: 20

Project: Assessments 2014

Region: 1

Site: National City Middle

Grade Config: 7-8

Site Type: Middle

Site Size: 9.26

Suitability	Rating	Score	Possible Score	Percent Score
Size	Fair	2.19	3.37	65.00
Location	Good	0.81	1.01	80.00
Storage/Fixed Equip	Good	0.81	1.01	80.00
<b>Computer Labs</b>				
Environment	(N/A)	0.00	0.00	0.00
Size	(N/A)	0.00	0.00	0.00
Location	(N/A)	0.00	0.00	0.00
Storage/Fixed Equip	(N/A)	0.00	0.00	0.00
<b>P.E.</b>				
Environment	Fair	1.56	2.40	65.00
Size	Fair	3.90	6.00	65.00
Location	Excel	1.80	1.80	100.00
Storage/Fixed Equip	Poor	0.90	1.80	50.00
<b>Performing Arts</b>				
Environment	Fair	0.27	0.42	65.00
Size	Good	0.84	1.05	80.00
Location	Good	0.25	0.31	80.00
Storage/Fixed Equip	Fair	0.20	0.31	65.00
<b>Media Center</b>				
Environment	Fair	0.60	0.93	65.00
Size	Fair	1.51	2.32	65.00
Location	Good	0.56	0.70	80.00
Storage/Fixed Equip	Fair	0.45	0.70	65.00
<b>Restrooms (Student)</b>	Fair	0.60	0.93	65.00
<b>Administration</b>	Poor	1.05	2.10	50.00
<b>Counseling</b>	Good	0.34	0.42	80.00
<b>Clinic</b>	Poor	0.17	0.34	50.00
<b>Staff Lounge-WkRm</b>	Fair	0.59	0.91	65.00
<b>Cafeteria</b>	Good	3.20	4.00	80.00
<b>Food Service and Prep</b>	Good	4.57	5.72	80.00
<b>Custodial and Maintenance</b>	Poor	0.25	0.50	50.00
<b>Outside</b>				
Vehicular Traffic	Poor	2.00	4.00	50.00
Pedestrian Traffic	Fair	0.28	0.43	65.00
Parking	Unsat	0.00	0.86	0.00
Athletic Courts and Fields	Good	0.84	1.05	80.00
<b>Safety and Security</b>				
Fencing	Good	0.62	0.78	80.00
Signage & Way Finding	Poor	0.50	1.00	50.00
Ease of Supervision	Fair	1.95	3.00	65.00
Controlled Entrances	Good	0.40	0.50	80.00
<b>Total For Site:</b>		<b>68.49</b>	<b>91.18</b>	<b>75.11</b>

Comments

Project #: <b>6281</b>	County: <b>Sweetwater Unified High S</b>	Site #: <b>20</b>
Project: <b>Assessments 2014</b>	Region: <b>1</b>	Site: <b>National City Middle</b>
Grade Config: <b>7-8</b>	Site Type: <b>Middle</b>	Site Size: <b>9.26</b>

Suitability	Rating	Score	Possible Score	Percent Score
<p><b>Suitability - MS</b>  National City Middle School serves students in grades 7 and 8 on a large, spread out campus of individual buildings. The school has a new two-story classroom building under construction and currently has students housed in portables until construction is finished.</p>				
<p><b>Suitability - MS-&gt;Learning Environment-&gt;Learning Style Variety</b>  There are several rooms with moveable walls that could support multiple teaching and learning styles.</p>				
<p><b>Suitability - MS-&gt;Learning Environment-&gt;Interior Environment</b>  The school has some areas that are new, some have been recently remodeled, and others are old. The old sections are poorly lighted, have aging windows and shades which do not enhance the learning environment, and have no air conditioning. There is a persistent odor in the old section. Many of the new rooms are stuffy and overly hot.</p>				
<p><b>Suitability - MS-&gt;Learning Environment-&gt;Exterior Environment</b>  There is an amphitheater area next to the 1700 building and some tables for eating and socializing. There are no outdoor learning labs.</p>				
<p><b>Suitability - MS-&gt;General Classrooms-&gt;Environment</b>  The school has some areas that are new, some have been recently remodeled, and others are old. The old sections are poorly lighted, have aging windows and shades which do not enhance the learning environment, and have no air conditioning. There is a persistent odor in the old section. Many of the new rooms are stuffy and overly hot.</p>				
<p><b>Suitability - MS-&gt;Self-Contained Special Ed-&gt;Environment</b>  There is one room for self-contained special education. It is located on the first floor in the new two-story classroom building. The space lacks adequate ventilation or air exchanges. The shower area has no lighting.</p>				
<p><b>Suitability - MS-&gt;Self-Contained Special Ed-&gt;Storage/Fixed Equip</b>  The self-contained special education room has all the required equipment and spaces - restroom, shower, washer and dryer, and kitchenette. However, the space is poorly organized and has several design problems. The shower has poor lighting and the wand cannot be fully utilized because it is blocked by the grab bar. There is no changing table in the restroom area. The changing area is in the office/supply area and lacks a curtain or screen that extends to the floor. The room lacks any student storage.</p>				
<p><b>Suitability - MS-&gt;Instructional Resource Rooms</b>  There are no instructional resource rooms at this campus.</p>				
<p><b>Suitability - MS-&gt;Science</b>  There are five rooms designed for science. One room is currently serving as office space for the categorical program until the new building is finished.</p>				
<p><b>Suitability - MS-&gt;Science-&gt;Environment</b>  The science rooms are all located in either new space or renovated space. The rooms lack adequate ventilation or air exchanges.</p>				
<p><b>Suitability - MS-&gt;Science-&gt;Storage/Fixed Equip</b>  Two of the science rooms have fume hoods, but they are located in an alcove at the back of the room, making them inaccessible for student demonstrations.</p>				
<p><b>Suitability - MS-&gt;Music</b>  There are two rooms that were designed for music. One room is currently used for other purposes.</p>				
<p><b>Suitability - MS-&gt;Music-&gt;Environment</b>  The music room lacks air conditioning. The room has dated window coverings, storage cabinets, and wall treatments that detract from the overall aesthetics.</p>				

Project #: 6281

County: Sweetwater Unified High S

Site #: 20

Project: Assessments 2014

Region: 1

Site: National City Middle

Grade Config: 7-8

Site Type: Middle

Site Size: 9.26

Suitability	Rating	Score	Possible Score	Percent Score
Suitability - MS->Music-->Size				
The band room meets approximately 60% of the size standard. There are four designed practice rooms, but no designed office or storage room.				
Suitability - MS->Music-->Storage/Fixed Equip				
There are some cages for instrument storage, but no storage room for large instruments and no office or music library space. There is no sink or drinking fountain.				
Suitability - MS->Art				
This school does not have an art program, but has dance and music.				
Suitability - MS->Career Tech Ed-->Environment				
There is only one career and technical education class at this school. It is located in one of the old rooms that lacks air conditioning and has a persistent odor.				
Suitability - MS->Career Tech Ed-->Size				
The room used for the medical terminology class meets approximately 70% of the size standard.				
Suitability - MS->Computer Labs				
The computer labs are located in a temporary building that will be demolished. The plans call for new labs in the building under construction.				
Suitability - MS->P.E.-->Environment				
There is a large building that was designed as the adaptive physical education space. It now contains the afterschool program spaces. A new adaptive physical education building has three separate rooms that can be opened with moveable walls and a large weightlifting room. The three separate rooms are appropriate for classroom instruction, but the light fixtures and windows that extend to ground level make them inappropriate for some types of physical activity. The weight room is an excellent space.				
Suitability - MS->P.E.-->Size				
The locker rooms and weight room are adequate for the program. The other rooms are not large enough to accommodate the class sizes.				
Suitability - MS->P.E.-->Storage/Fixed Equip				
There is an excellent large storage area on the outside of the locker building. There is limited storage in the three classrooms identified for adaptive physical education.				
Suitability - MS->Performing Arts				
The auditorium has curtains, lights, a wood floor, and no fixed seating. The stage is not ADA accessible. There are two dressing rooms with restrooms. None of the restrooms in this space are ADA accessible.				
Suitability - MS->Performing Arts-->Environment				
The auditorium lacks air conditioning and good lighting. The dressing rooms have restrooms, but the fixtures are dated and the spaces unattractive.				
Suitability - MS->Performing Arts-->Storage/Fixed Equip				
The auditorium has stage lighting and a working curtain. The floor is ADA accessible, but the stage is not. There is no technology equipment in the space. The restrooms are not ADA accessible and have dated fixtures.				
Suitability - MS->Media Center-->Environment				
The media center is small and cramped with only clerestory windows for natural light. The ceiling is high and the lighting is unattractive.				
Suitability - MS->Media Center-->Size				
The library can only accommodate one class at a time and has only 12 computer stations.				
Suitability - MS->Media Center-->Storage/Fixed Equip				
There is storage space in the media center and some production space with a sink. The media center is currently designed for textbook, rather than technology, storage.				

Project #: 6281	County: Sweetwater Unified High S	Site #: 20
Project: Assessments 2014	Region: 1	Site: National City Middle
Grade Config: 7-8	Site Type: Middle	Site Size: 9.26

Suitability	Rating	Score	Possible Score	Percent Score
Suitability - MS->Restrooms (Student)				
There are an adequate number of restrooms at this school, but several are located in recessed spaces that make them difficult to supervise.				
Suitability - MS->Administration				
The administrative area is small and poorly laid out. The conference room shares a space with the principal's secretary, the vault, and the PA system. The administrative offices are too small to allow a conference table. There is limited reception space and inadequate separate reception space for visitors and for students needing discipline. The wall coverings and fixtures are dated. It is not an inviting and welcoming area.				
Suitability - MS->Clinic				
The clinic has two areas across the hall from each other. The office and restroom are on one side and the cots are on the other side of the hall. The spaces are small and cramped and poorly laid out.				
Suitability - MS->Staff Lounge-WkRm				
There are staff restrooms located around the campus, but the current work space is limited and the lounge is located on the second floor at the most distant end of the new classroom building. Plans call for a new teacher lounge and work area in the building under construction.				
Suitability - MS->Cafeteria				
There is no indoor cafeteria seating space. All seating is under a permanent pavilion.				
Suitability - MS->Food Service and Prep				
The delivery lane for the cafeteria crosses the center of the campus. Access is through a locked gate. The dumpsters are located distant from the cafeteria.				
Suitability - MS->Custodial and Maintenance				
The main custodial storage is in a basement area accessed only by stairs. There is limited shelving in any custodial area. Even in the newer buildings, the custodial space is limited and lacks adequate equipment.				
Suitability - MS->Outside-->Vehicular Traffic				
There are two small curb-cuts to allow 2-3 cars to pull off the street, but these are not adequate for parent loading. The service vehicles enter through a locked gate and cross through the middle of the campus.				
Suitability - MS->Outside-->Pedestrian Traffic				
There are sidewalks in front of the school, but no marked crosswalks leading into the neighborhoods.				
Suitability - MS->Outside-->Parking				
This site currently has no parking. Plans call for a small parking lot once construction on the new building is completed.				
Suitability - MS->Safety and Security-->Fencing				
There is adequate perimeter fencing, but it is not located appropriately to reduce vandalism and graffiti on the buildings.				
Suitability - MS->Safety and Security-->Signage & Way Finding				
There is a large sign at the front of the school and all rooms and buildings are numbered, but no usage is shown. There are few way-finding signs to direct the public to major spaces.				
Suitability - MS->Safety and Security-->Ease of Supervision				
This is a large campus complex with multiple separate buildings. There are many hiding areas because of the size and the distance between spaces.				
Suitability - MS->Safety and Security-->Controlled Entrances				
There is an entry vestibule that is manned when the school is open.				





## Suitability Report - Full

Project #: 6281	County: Sweetwater Unified High S	Site #: 21
Project: Assessments 2014	Region: 1	Site: Rancho Del Rey Middle
Grade Config: 7-8	Site Type: Middle	Site Size: 26.07

Suitability	Rating	Score	Possible Score	Percent Score
<b>Suitability - MS</b>				
<b>Learning Environment</b>				
Learning Style Variety	Good	4.00	5.00	80.00
Interior Environment	Fair	1.30	2.00	65.00
Exterior Environment	Excel	1.50	1.50	100.00
<b>General Classrooms</b>				
Environment	Good	3.12	3.90	80.00
Size	Excel	9.75	9.75	100.00
Location	Good	2.34	2.93	80.00
Storage/Fixed Equip	Poor	1.46	2.93	50.00
<b>Self-Contained Special Ed</b>				
Environment	Fair	0.35	0.55	65.00
Size	Excel	1.36	1.36	100.00
Location	Excel	0.41	0.41	100.00
Storage/Fixed Equip	Good	0.33	0.41	80.00
<b>Instructional Resource Rooms</b>				
Environment	Poor	0.41	0.82	50.00
Size	Unsat	0.00	2.05	0.00
Location	Good	0.49	0.61	80.00
Storage/Fixed Equip	Poor	0.31	0.61	50.00
<b>Science</b>				
Environment	Good	0.76	0.95	80.00
Size	Good	1.91	2.39	80.00
Location	Fair	0.47	0.72	65.00
Storage/Fixed Equip	Fair	0.47	0.72	65.00
<b>Music</b>				
Environment	Good	0.59	0.74	80.00
Size	Fair	1.20	1.84	65.00
Location	Good	0.44	0.55	80.00
Storage/Fixed Equip	Good	0.44	0.55	80.00
<b>Art</b>				
Environment	Good	0.52	0.65	80.00
Size	Excel	1.61	1.61	100.00
Location	Good	0.39	0.48	80.00
Storage/Fixed Equip	Good	0.39	0.48	80.00
<b>Career Tech Ed</b>				
Environment	(N/A)	0.00	0.00	0.00

Project #: 6281

County: Sweetwater Unified High S

Site #: 21

Project: Assessments 2014

Region: 1

Site: Rancho Del Rey Middle

Grade Config: 7-8

Site Type: Middle

Site Size: 26.07

Suitability	Rating	Score	Possible Score	Percent Score
Size	(N/A)	0.00	0.00	0.00
Location	(N/A)	0.00	0.00	0.00
Storage/Fixed Equip	(N/A)	0.00	0.00	0.00
<b>Computer Labs</b>				
Environment	Good	0.24	0.30	80.00
Size	Excel	0.75	0.75	100.00
Location	Good	0.18	0.23	80.00
Storage/Fixed Equip	Fair	0.15	0.23	65.00
<b>P.E.</b>				
Environment	Good	1.92	2.40	80.00
Size	Excel	6.00	6.00	100.00
Location	Good	1.44	1.80	80.00
Storage/Fixed Equip	Poor	0.90	1.80	50.00
<b>Performing Arts</b>				
Environment	Excel	0.42	0.42	100.00
Size	Excel	1.05	1.05	100.00
Location	Good	0.25	0.31	80.00
Storage/Fixed Equip	Good	0.25	0.31	80.00
<b>Media Center</b>				
Environment	Excel	0.93	0.93	100.00
Size	Excel	2.32	2.32	100.00
Location	Excel	0.70	0.70	100.00
Storage/Fixed Equip	Excel	0.70	0.70	100.00
<b>Restrooms (Student)</b>	Fair	0.60	0.93	65.00
<b>Administration</b>	Excel	2.10	2.10	100.00
<b>Counseling</b>	Good	0.34	0.42	80.00
<b>Clinic</b>	Excel	0.34	0.34	100.00
<b>Staff Lounge-WkRm</b>	Excel	0.91	0.91	100.00
<b>Cafeteria</b>	Good	3.20	4.00	80.00
<b>Food Service and Prep</b>	Excel	5.72	5.72	100.00
<b>Custodial and Maintenance</b>	Fair	0.33	0.50	65.00
<b>Outside</b>				
Vehicular Traffic	Poor	2.00	4.00	50.00
Pedestrian Traffic	Poor	0.22	0.43	50.00
Parking	Poor	0.43	0.86	50.00
Athletic Courts and Fields	Excel	1.05	1.05	100.00
<b>Safety and Security</b>				
Fencing	Good	0.62	0.78	80.00
Signage & Way Finding	Good	0.80	1.00	80.00
Ease of Supervision	Good	2.40	3.00	80.00
Controlled Entrances	Good	0.40	0.50	80.00
<b>Total For Site:</b>		<b>75.93</b>	<b>93.26</b>	<b>81.42</b>

Comments

Project #: 6281	County: Sweetwater Unified High S	Site #: 21
Project: Assessments 2014	Region: 1	Site: Rancho Del Rey Middle
Grade Config: 7-8	Site Type: Middle	Site Size: 26.07

Suitability	Rating	Score	Possible Score	Percent Score
Suitability - MS				
Ranch Del Rey Middle School, opened in 1997, provides a comprehensive program for students in grades 7-8 from the surrounding area. The school is characterized by unique scheduling, with a rotating block schedule.				
Suitability - MS->Learning Environment-->Interior Environment				
Rancho Del Rey provides many elements of a positive interior environment. Some circulation issues, temperature control problems and lighting deficiencies exist.				
Suitability - MS->General Classrooms-->Size				
General classrooms meet approximately 85% of the size standard.				
Suitability - MS->General Classrooms-->Storage/Fixed Equip				
Many general classrooms have minimal storage. Technology equipment is lacking.				
Suitability - MS->Self-Contained Special Ed-->Environment				
The special education area meets some of the environmental criteria. Circulation through the classrooms to the changing/restroom areas can be difficult.				
Suitability - MS->Instructional Resource Rooms-->Environment				
Resource rooms at Rancho Del Rey are located in small spaces designed as office or small group areas.				
Suitability - MS->Instructional Resource Rooms-->Size				
Resource rooms meet less than 50% of the size standard.				
Suitability - MS->Instructional Resource Rooms-->Storage/Fixed Equip				
Resource rooms have little in the way of casework, storage or technology equipment.				
Suitability - MS->Science-->Size				
Science classes housed in rooms designed as such meet the size standard. Those in regular classrooms meet approximately 75% of the standard.				
Suitability - MS->Science-->Location				
Due to the inadequate number of science classrooms, science instruction is being held in rooms located sporadically around the facility.				
Suitability - MS->Science-->Storage/Fixed Equip				
Equipment and storage in the rooms designed for science instruction is excellent. It is lacking in the converted spaces.				
Suitability - MS->Music-->Size				
Music rooms meet approximately 75% of the size standard.				
Suitability - MS->Music-->Location				
Music rooms are located adjacent to the stage. Students go outside a gate and adjacent to parking to access the band room.				
Suitability - MS->Music-->Storage/Fixed Equip				
Music rooms have adequate storage. Technology equipment is limited.				
Suitability - MS->Career Tech Ed				
Ranch Del Rey Middle School has a space designed as a tech lab. The program is no longer in place and the space is being used for a variety of other programs.				
Suitability - MS->Computer Labs-->Location				
Ranch Del Rey has 2 computer labs. One in the library and one side of the instructional areas.				
Suitability - MS->Computer Labs-->Storage/Fixed Equip				
The computer labs have built in computer stations and some storage. Technology equipment is lacking.				

Project #: 6281	County: Sweetwater Unified High S	Site #: 21
Project: Assessments 2014	Region: 1	Site: Rancho Del Rey Middle
Grade Config: 7-8	Site Type: Middle	Site Size: 26.07

Suitability	Rating	Score	Possible Score	Percent Score
Suitability - MS->P.E.-->Storage/Fixed Equip				
The locker rooms have proven to be inadequate. Portable lockers have been added in order to meet the need.				
Suitability - MS->Restrooms (Student)				
Some instructional spaces are not convenient to student restroom facilities.				
Suitability - MS->Custodial and Maintenance				
Custodial areas lacks sufficient storage. The grounds storage area is inadequate to house the equipment.				
Suitability - MS->Outside-->Vehicular Traffic				
Vehicular traffic gets backed up to the street and is not separated from other functions.				
Suitability - MS->Outside-->Pedestrian Traffic				
Pedestrian traffic crosses the street with no crosswalks and crosses the parent drop off lane.				
Suitability - MS->Outside-->Parking				
At the time of the assessment parking is severely limited due to construction in the regular parking area. Even when complete parking is not adequate for all staff. Use is made of the adjoining city park and on-street parking.				
Suitability - MS->Safety and Security-->Fencing				
The facility is fenced throughout. There are some spaces where access over the fence is relatively simple.				



## Suitability Report - Full

Project #: 6281	County: Sweetwater Unified High S	Site #: 22
Project: Assessments 2014	Region: 1	Site: Southwest Middle
Grade Config: 7-8	Site Type: Middle	Site Size: 14.48

Suitability	Rating	Score	Possible Score	Percent Score
<b>Suitability - MS</b>				
<b>Learning Environment</b>				
Learning Style Variety	Fair	3.25	5.00	65.00
Interior Environment	Good	1.60	2.00	80.00
Exterior Environment	Fair	0.98	1.50	65.00
<b>General Classrooms</b>				
Environment	Fair	2.54	3.90	65.00
Size	Excel	9.75	9.75	100.00
Location	Excel	2.93	2.93	100.00
Storage/Fixed Equip	Good	2.34	2.93	80.00
<b>Self-Contained Special Ed</b>				
Environment	(N/A)	0.00	0.00	0.00
Size	(N/A)	0.00	0.00	0.00
Location	(N/A)	0.00	0.00	0.00
Storage/Fixed Equip	(N/A)	0.00	0.00	0.00
<b>Instructional Resource Rooms</b>				
Environment	(N/A)	0.00	0.00	0.00
Size	(N/A)	0.00	0.00	0.00
Location	(N/A)	0.00	0.00	0.00
Storage/Fixed Equip	(N/A)	0.00	0.00	0.00
<b>Science</b>				
Environment	Good	0.76	0.95	80.00
Size	Excel	2.39	2.39	100.00
Location	Excel	0.72	0.72	100.00
Storage/Fixed Equip	Excel	0.72	0.72	100.00
<b>Music</b>				
Environment	Poor	0.37	0.74	50.00
Size	Poor	0.92	1.84	50.00
Location	Excel	0.55	0.55	100.00
Storage/Fixed Equip	Fair	0.36	0.55	65.00
<b>Art</b>				
Environment	(N/A)	0.00	0.00	0.00
Size	(N/A)	0.00	0.00	0.00
Location	(N/A)	0.00	0.00	0.00
Storage/Fixed Equip	(N/A)	0.00	0.00	0.00
<b>Career Tech Ed</b>				
Environment	(N/A)	0.00	0.00	0.00

Project #: 6281

County: Sweetwater Unified High S

Site #: 22

Project: Assessments 2014

Region: 1

Site: Southwest Middle

Grade Config: 7-8

Site Type: Middle

Site Size: 14.48

Suitability	Rating	Score	Possible Score	Percent Score
Size	(N/A)	0.00	0.00	0.00
Location	(N/A)	0.00	0.00	0.00
Storage/Fixed Equip	(N/A)	0.00	0.00	0.00
<b>Computer Labs</b>				
Environment	Good	0.24	0.30	80.00
Size	Good	0.60	0.75	80.00
Location	Excel	0.23	0.23	100.00
Storage/Fixed Equip	Excel	0.23	0.23	100.00
<b>P.E.</b>				
Environment	Poor	1.20	2.40	50.00
Size	Excel	6.00	6.00	100.00
Location	Excel	1.80	1.80	100.00
Storage/Fixed Equip	Poor	0.90	1.80	50.00
<b>Performing Arts</b>				
Environment	Poor	0.21	0.42	50.00
Size	Unsat	0.00	1.05	0.00
Location	Good	0.25	0.31	80.00
Storage/Fixed Equip	Unsat	0.00	0.31	0.00
<b>Media Center</b>				
Environment	Excel	0.93	0.93	100.00
Size	Excel	2.32	2.32	100.00
Location	Good	0.56	0.70	80.00
Storage/Fixed Equip	Fair	0.45	0.70	65.00
<b>Restrooms (Student)</b>	Excel	0.93	0.93	100.00
<b>Administration</b>	Good	1.68	2.10	80.00
<b>Counseling</b>	Excel	0.42	0.42	100.00
<b>Clinic</b>	Good	0.27	0.34	80.00
<b>Staff Lounge-WkRm</b>	Good	0.72	0.91	80.00
<b>Cafeteria</b>	Fair	2.60	4.00	65.00
<b>Food Service and Prep</b>	Fair	3.72	5.72	65.00
<b>Custodial and Maintenance</b>	Fair	0.33	0.50	65.00
<b>Outside</b>				
Vehicular Traffic	Poor	2.00	4.00	50.00
Pedestrian Traffic	Poor	0.22	0.43	50.00
Parking	Poor	0.43	0.86	50.00
Athletic Courts and Fields	Excel	1.05	1.05	100.00
<b>Safety and Security</b>				
Fencing	Excel	0.78	0.78	100.00
Signage & Way Finding	Fair	0.65	1.00	65.00
Ease of Supervision	Poor	1.50	3.00	50.00
Controlled Entrances	Good	0.40	0.50	80.00
<b>Total For Site:</b>		<b>63.75</b>	<b>83.21</b>	<b>76.61</b>

Comments


Project #: <b>6281</b>	County: <b>Sweetwater Unified High S</b>	Site #: <b>22</b>
Project: <b>Assessments 2014</b>	Region: <b>1</b>	Site: <b>Southwest Middle</b>
Grade Config: <b>7-8</b>	Site Type: <b>Middle</b>	Site Size: <b>14.48</b>

Suitability	Rating	Score	Possible Score	Percent Score
Suitability - MS				
Southwest Middle School provides a comprehensive educational program for grades 7-8.				
Suitability - MS->Learning Environment-->Learning Style Variety				
The traditional classrooms do not support a variety of teaching and learning styles.				
Suitability - MS->Learning Environment-->Exterior Environment				
There is no outdoor learning lab. There are numerous socializing spaces but the landscaping in some areas needs to be improved. The coating on some outdoor furniture has deteriorated allowing rust and sharp edges to appear, and is a safety issue.				
Suitability - MS->General Classrooms-->Environment				
The general environment of the classrooms is good, but does not support a variety of teaching and learning styles. Some new classrooms have south and west facing windows that cause overheating and glare.				
Suitability - MS->Music-->Environment				
The music room shows significant signs of wear.				
Suitability - MS->Music-->Size				
The music room is only 60% of the size standard. There is not enough practice rooms or enough storage space.				
Suitability - MS->Music-->Storage/Fixed Equip				
Storage does not meet the size standard and the cabinetry is well worn.				
Suitability - MS->P.E.-->Environment				
The multi-purpose room is not configured to act as a gym. It has a low ceiling, and is half filled with exercise equipment. The locker rooms have poorly designed restrooms and the exposed HVAC system is an incentive for mischief and vandalism.				
Suitability - MS->P.E.-->Storage/Fixed Equip				
There is very little storage or fixed equipment in the multi-purpose room.				
Suitability - MS->Performing Arts-->Environment				
The auditorium is old and tired with poor acoustics and lighting. There are no support space.				
Suitability - MS->Performing Arts-->Size				
The auditorium only has capacity for less than 50% of the size standard.				
Suitability - MS->Performing Arts-->Storage/Fixed Equip				
The auditorium has little storage or fixed equipment.				
Suitability - MS->Media Center-->Location				
The media center is not centrally located to the campus, but is located for convenient public access, and acoustic isolation.				
Suitability - MS->Media Center-->Storage/Fixed Equip				
The media center has tall book cases which can cause supervision challenges.				
Suitability - MS->Administration				
The administrative spaces do not meet all the size standards.				
Suitability - MS->Clinic				
The clinic does not meet the size standard.				
Suitability - MS->Cafeteria				
The cafeteria has a pleasant environment but is less than half the size standard.				
Suitability - MS->Food Service and Prep				
The food service is in functioning condition but is only two thirds of the size standard.				



Project #: 6281	County: Sweetwater Unified High S	Site #: 22
Project: Assessments 2014	Region: 1	Site: Southwest Middle
Grade Config: 7-8	Site Type: Middle	Site Size: 14.48

Suitability	Rating	Score	Possible Score	Percent Score
Suitability - MS->Custodial and Maintenance				
The main custodial workroom and storage is temporarily located in a classroom building until the old wood shop is renovated. The space is small and not easily accessed for deliveries. The new classroom building does not have a custodial closet or water access.				
Suitability - MS->Outside-->Vehicular Traffic				
There is a parent drop off area but it is not used due to the congestion on the street where most parents drop off their students.				
Suitability - MS->Outside-->Pedestrian Traffic				
Students are crossing lanes of traffic on the street to get to the school.				
Suitability - MS->Outside-->Parking				
There are two parking lots, one is in the front of the school, and is paved, striped and accessible but does not have marked visitor spaces. Access to the second lot is not clearly marked and the lot is not paved or striped.				
Suitability - MS->Safety and Security-->Signage & Way Finding				
There is little way-finding signage.				
Suitability - MS->Safety and Security-->Ease of Supervision				
The campus has multiple buildings which makes it difficult to supervise.				



## Suitability Report - Full

Project #: 6281	County: Sweetwater Unified High S	Site #: 1
Project: Assessments 2014	Region: 1	Site: Bonita Vista High
Grade Config: 9-12	Site Type: High	Site Size: 46.12

Suitability	Rating	Score	Possible Score	Percent Score
<b>Suitability - HS</b>				
<b>Learning Environment</b>				
Learning Style Variety	Poor	2.50	5.00	50.00
Interior Environment	Fair	1.30	2.00	65.00
Exterior Environment	Fair	0.98	1.50	65.00
<b>General Classrooms</b>				
Environment	Fair	2.54	3.90	65.00
Size	Poor	4.88	9.75	50.00
Location	Good	2.34	2.93	80.00
Storage/Fixed Equip	Poor	1.46	2.93	50.00
<b>Self-Contained Special Ed</b>				
Environment	Fair	0.35	0.53	65.00
Size	Excel	1.33	1.33	100.00
Location	Good	0.32	0.40	80.00
Storage/Fixed Equip	Good	0.32	0.40	80.00
<b>Instructional Resource Rooms</b>				
Environment	Fair	0.52	0.80	65.00
Size	Good	1.60	2.00	80.00
Location	Good	0.48	0.60	80.00
Storage/Fixed Equip	Poor	0.30	0.60	50.00
<b>Science</b>				
Environment	Fair	0.54	0.83	65.00
Size	Excel	2.07	2.07	100.00
Location	Good	0.50	0.62	80.00
Storage/Fixed Equip	Good	0.50	0.62	80.00
<b>Music</b>				
Environment	Poor	0.30	0.59	50.00
Size	Poor	0.74	1.48	50.00
Location	Poor	0.22	0.45	50.00
Storage/Fixed Equip	Poor	0.22	0.45	50.00
<b>Art</b>				
Environment	Fair	0.43	0.67	65.00
Size	Excel	1.66	1.66	100.00
Location	Fair	0.32	0.50	65.00
Storage/Fixed Equip	Good	0.40	0.50	80.00
<b>Career Tech Ed</b>				
Environment	Fair	1.11	1.71	65.00

Project #: 6281

County: Sweetwater Unified High S

Site #: 1

Project: Assessments 2014

Region: 1

Site: Bonita Vista High

Grade Config: 9-12

Site Type: High

Site Size: 46.12

Suitability	Rating	Score	Possible Score	Percent Score
Size	Excel	4.27	4.27	100.00
Location	Good	1.03	1.28	80.00
Storage/Fixed Equip	Good	1.03	1.28	80.00
<b>Computer Labs</b>				
Environment	Fair	0.20	0.30	65.00
Size	Excel	0.75	0.75	100.00
Location	Good	0.18	0.23	80.00
Storage/Fixed Equip	Good	0.18	0.23	80.00
<b>P.E.</b>				
Environment	Fair	1.56	2.40	65.00
Size	Poor	3.00	6.00	50.00
Location	Good	1.44	1.80	80.00
Storage/Fixed Equip	Poor	0.90	1.80	50.00
<b>Performing Arts</b>				
Environment	Poor	0.16	0.32	50.00
Size	Unsat	0.00	0.80	0.00
Location	Fair	0.16	0.24	65.00
Storage/Fixed Equip	Poor	0.12	0.24	50.00
<b>Media Center</b>				
Environment	Fair	0.55	0.84	65.00
Size	Excel	2.11	2.11	100.00
Location	Good	0.51	0.63	80.00
Storage/Fixed Equip	Fair	0.41	0.63	65.00
<b>Restrooms (Student)</b>	Fair	0.59	0.91	65.00
<b>Administration</b>	Fair	1.70	2.61	65.00
<b>Counseling</b>	Good	0.61	0.76	80.00
<b>Clinic</b>	Good	0.19	0.24	80.00
<b>Staff Lounge-WkRm</b>	Poor	0.36	0.71	50.00
<b>Cafeteria</b>	Good	3.20	4.00	80.00
<b>Food Service and Prep</b>	Good	4.08	5.11	80.00
<b>Custodial and Maintenance</b>	Fair	0.33	0.50	65.00
<b>Outside</b>				
Vehicular Traffic	Fair	0.65	1.00	65.00
Pedestrian Traffic	Poor	0.49	0.98	50.00
Parking	Good	1.69	2.11	80.00
Athletic Courts and Fields	Good	2.21	2.77	80.00
<b>Safety and Security</b>				
Fencing	Good	0.68	0.85	80.00
Signage & Way Finding	Fair	0.65	1.00	65.00
Ease of Supervision	Fair	1.95	3.00	65.00
Controlled Entrances	Fair	0.33	0.50	65.00
<b>Total For Site:</b>		<b>68.45</b>	<b>100.00</b>	<b>68.45</b>

Comments

Project #: 6281

County: Sweetwater Unified High S

Site #: 1

Project: Assessments 2014

Region: 1

Site: Bonita Vista High

Grade Config: 9-12

Site Type: High

Site Size: 46.12

Suitability	Rating	Score	Possible Score	Percent Score
<b>Suitability - HS</b>				
Bonita Vista High School is the original "east side" high school in the Sweetwater District and serves students in grades 9-12 from the surrounding area and beyond as part of its performing arts focus.				
<b>Suitability - HS-&gt;Learning Environment--&gt;Learning Style Variety</b>				
The age and overall configuration at Bonita Vista High School does not lend itself to accommodation of multiple teaching and learning styles.				
<b>Suitability - HS-&gt;Learning Environment--&gt;Interior Environment</b>				
Most instructional spaces have natural light and circulation is reasonable. There is little else in the way of overall aesthetics.				
<b>Suitability - HS-&gt;Learning Environment--&gt;Exterior Environment</b>				
The facility has some outdoor gathering space but no availability of outdoor learning spaces.				
<b>Suitability - HS-&gt;General Classrooms--&gt;Environment</b>				
Classrooms are dated and have little in the way of overall aesthetics.				
<b>Suitability - HS-&gt;General Classrooms--&gt;Size</b>				
Most classrooms meet approximately 85% of the size standard. 10 general classrooms are in portables.				
<b>Suitability - HS-&gt;General Classrooms--&gt;Storage/Fixed Equip</b>				
Storage and fixed equipment is lacking in most general classrooms.				
<b>Suitability - HS-&gt;Self-Contained Special Ed--&gt;Environment</b>				
The special education area includes most required space but is located in dated facilities that lack overall aesthetics.				
<b>Suitability - HS-&gt;Instructional Resource Rooms--&gt;Environment</b>				
The resource rooms are in dated facilities and lack appropriate aesthetics.				
<b>Suitability - HS-&gt;Instructional Resource Rooms--&gt;Storage/Fixed Equip</b>				
Resource rooms have minimal storage and fixed equipment.				
<b>Suitability - HS-&gt;Science--&gt;Environment</b>				
Science rooms are dated. Overall aesthetics are lacking.				
<b>Suitability - HS-&gt;Science--&gt;Size</b>				
Most science rooms meet the size standard.				
<b>Suitability - HS-&gt;Music--&gt;Environment</b>				
While Bonita Vista is a performing arts focused school the music facilities lack appropriate acoustics and aesthetics.				
<b>Suitability - HS-&gt;Music--&gt;Size</b>				
The instrumental music room meets approximately 80% of the size standard, vocal music is held in the drama classroom.				
<b>Suitability - HS-&gt;Music--&gt;Location</b>				
Music rooms are not located together. The band room is located away from other performing arts spaces.				
<b>Suitability - HS-&gt;Music--&gt;Storage/Fixed Equip</b>				
Appropriate storage and fixed equipment is lacking. Especially so considering the school has a performing arts focus.				
<b>Suitability - HS-&gt;Art--&gt;Environment</b>				
Art rooms are dated.				
<b>Suitability - HS-&gt;Art--&gt;Location</b>				
Art rooms are located among the instructional classroom wings but do not have access to open space.				

Project #: 6281	County: Sweetwater Unified High S	Site #: 1
Project: Assessments 2014	Region: 1	Site: Bonita Vista High
Grade Config: 9-12	Site Type: High	Site Size: 46.12

Suitability	Rating	Score	Possible Score	Percent Score
Suitability - HS->Career Tech Ed-->Environment Most career-tech spaces are housed in dated facilities.				
Suitability - HS->Computer Labs-->Environment Computer labs are located in dated facilities that lack appropriate aesthetics.				
Suitability - HS->P.E.-->Environment The gym, weight room, locker rooms and dance room all lack appropriate aesthetics.				
Suitability - HS->P.E.-->Size The physical education space meets approximately 60% of the size standard.				
Suitability - HS->P.E.-->Storage/Fixed Equip Physical education spaces, including the gym, dance room, weight room, and locker facilities lack appropriate storage and equipment.				
Suitability - HS->Performing Arts-->Environment The performing arts space at Bonita Vista consists primarily of a black box theater with stage. This space is minimal for a performing arts focused school and is shared with other uses.				
Suitability - HS->Performing Arts-->Size The program at Bonita Vista calls for a full size auditorium.				
Suitability - HS->Performing Arts-->Location The performing arts spaces have good access but are not located together. A number of productions are held off site.				
Suitability - HS->Performing Arts-->Storage/Fixed Equip The performing arts space lacks appropriate storage and equipment for the program.				
Suitability - HS->Media Center-->Environment The media center is located in a dated round building but overall aesthetics are reasonable.				
Suitability - HS->Media Center-->Storage/Fixed Equip The media center lacks appropriate equipment.				
Suitability - HS->Restrooms (Student) Student restrooms are located throughout the campus but they are not well ventilated and do not always have appropriate fixtures.				
Suitability - HS->Administration Some administrative spaces are small and they are not conveniently located.				
Suitability - HS->Counseling The counseling center is located in a converted industrial arts space.				
Suitability - HS->Staff Lounge-WkRm Workrooms and restrooms are located in small spaces.				
Suitability - HS->Cafeteria The cafeteria meets approximately 80 of the size standard.				
Suitability - HS->Custodial and Maintenance Custodial spaces are small and not always convenient.				
Suitability - HS->Outside-->Vehicular Traffic Most traffic is off street but is not separated.				
Suitability - HS->Outside-->Pedestrian Traffic Pedestrians cross traffic lanes.				

Project #: 6281	County: Sweetwater Unified High S	Site #: 1
Project: Assessments 2014	Region: 1	Site: Bonita Vista High
Grade Config: 9-12	Site Type: High	Site Size: 46.12

Suitability	Rating	Score	Possible Score	Percent Score
-------------	--------	-------	----------------	---------------

Suitability - HS->Safety and Security-->Signage & Way Finding

Many spaces are difficult to locate. The front office is away from parking and natural entrances.

Suitability - HS->Safety and Security-->Ease of Supervision

The number of classroom wings, multiple points of access and overall site configuration make supervision problematic.

Suitability - HS->Safety and Security-->Controlled Entrances

Parking on two sides of the campus causes multiple entrances to be utilized.



## Suitability Report - Full

Project #: 6281	County: Sweetwater Unified High S	Site #: 2
Project: Assessments 2014	Region: 1	Site: Castle Park High
Grade Config: 9-12	Site Type: High	Site Size: 44.72

Suitability	Rating	Score	Possible Score	Percent Score
<b>Suitability - HS</b>				
<b>Learning Environment</b>				
Learning Style Variety	Fair	3.25	5.00	65.00
Interior Environment	Fair	1.30	2.00	65.00
Exterior Environment	Fair	0.98	1.50	65.00
<b>General Classrooms</b>				
Environment	Good	3.12	3.90	80.00
Size	Excel	9.75	9.75	100.00
Location	Excel	2.93	2.93	100.00
Storage/Fixed Equip	Fair	1.90	2.93	65.00
<b>Self-Contained Special Ed</b>				
Environment	Good	0.43	0.53	80.00
Size	Fair	0.87	1.33	65.00
Location	Good	0.32	0.40	80.00
Storage/Fixed Equip	Good	0.32	0.40	80.00
<b>Instructional Resource Rooms</b>				
Environment	Good	0.64	0.80	80.00
Size	Good	1.60	2.00	80.00
Location	Good	0.48	0.60	80.00
Storage/Fixed Equip	Good	0.48	0.60	80.00
<b>Science</b>				
Environment	Fair	0.54	0.83	65.00
Size	Excel	2.07	2.07	100.00
Location	Excel	0.62	0.62	100.00
Storage/Fixed Equip	Excel	0.62	0.62	100.00
<b>Music</b>				
Environment	Poor	0.30	0.59	50.00
Size	Fair	0.96	1.48	65.00
Location	Good	0.36	0.45	80.00
Storage/Fixed Equip	Poor	0.22	0.45	50.00
<b>Art</b>				
Environment	Good	0.53	0.67	80.00
Size	Good	1.33	1.66	80.00
Location	Good	0.40	0.50	80.00
Storage/Fixed Equip	Fair	0.32	0.50	65.00
<b>Career Tech Ed</b>				
Environment	Good	1.37	1.71	80.00



Project #: 6281

County: Sweetwater Unified High S

Site #: 2

Project: Assessments 2014

Region: 1

Site: Castle Park High

Grade Config: 9-12

Site Type: High

Site Size: 44.72

Suitability	Rating	Score	Possible Score	Percent Score
Size	Excel	4.27	4.27	100.00
Location	Excel	1.28	1.28	100.00
Storage/Fixed Equip	Fair	0.83	1.28	65.00
<b>Computer Labs</b>				
Environment	Fair	0.20	0.30	65.00
Size	Excel	0.75	0.75	100.00
Location	Excel	0.23	0.23	100.00
Storage/Fixed Equip	Good	0.18	0.23	80.00
<b>P.E.</b>				
Environment	Poor	1.20	2.40	50.00
Size	Excel	6.00	6.00	100.00
Location	Excel	1.80	1.80	100.00
Storage/Fixed Equip	Fair	1.17	1.80	65.00
<b>Performing Arts</b>				
Environment	Poor	0.16	0.32	50.00
Size	Fair	0.52	0.80	65.00
Location	Fair	0.16	0.24	65.00
Storage/Fixed Equip	Fair	0.16	0.24	65.00
<b>Media Center</b>				
Environment	Fair	0.55	0.84	65.00
Size	Excel	2.11	2.11	100.00
Location	Excel	0.63	0.63	100.00
Storage/Fixed Equip	Fair	0.41	0.63	65.00
<b>Restrooms (Student)</b>	Good	0.73	0.91	80.00
<b>Administration</b>	Good	2.09	2.61	80.00
<b>Counseling</b>	Fair	0.49	0.76	65.00
<b>Clinic</b>	Good	0.19	0.24	80.00
<b>Staff Lounge-WkRm</b>	Good	0.57	0.71	80.00
<b>Cafeteria</b>	Poor	2.00	4.00	50.00
<b>Food Service and Prep</b>	Fair	3.32	5.11	65.00
<b>Custodial and Maintenance</b>	Good	0.40	0.50	80.00
<b>Outside</b>				
Vehicular Traffic	Good	0.80	1.00	80.00
Pedestrian Traffic	Good	0.78	0.98	80.00
Parking	Excel	2.11	2.11	100.00
Athletic Courts and Fields	Excel	2.77	2.77	100.00
<b>Safety and Security</b>				
Fencing	Excel	0.85	0.85	100.00
Signage & Way Finding	Fair	0.65	1.00	65.00
Ease of Supervision	Poor	1.50	3.00	50.00
Controlled Entrances	Excel	0.50	0.50	100.00
<b>Total For Site:</b>		<b>80.34</b>	<b>100.00</b>	<b>80.34</b>

Comments

Project #: 6281	County: Sweetwater Unified High S	Site #: 2
Project: Assessments 2014	Region: 1	Site: Castle Park High
Grade Config: 9-12	Site Type: High	Site Size: 44.72

Suitability	Rating	Score	Possible Score	Percent Score
Suitability - HS				
Castle Park High School provides a comprehensive program for grades 9-12. The school has two California Partnership Academies in Science and Business, a engineering/construction program, and a international baccalaureate program. The school also hosts an intense community service program.				
Suitability - HS->Learning Environment->Learning Style Variety				
The facility does not support a variety of learning and teaching styles, most learning spaces are traditionally configured.				
Suitability - HS->Learning Environment->Interior Environment				
Many spaces are not air conditioned and have windows that are cloudy or with mismatched glass colors.				
Suitability - HS->Learning Environment->Exterior Environment				
There are no outdoor labs but there are a variety of socializing spaces.				
Suitability - HS->General Classrooms->Storage/Fixed Equip				
Some classrooms lack sufficient IT equipment.				
Suitability - HS->Self-Contained Special Ed->Environment				
The hygiene and daily living rooms are adjacent to the classroom and this seems to work for the program.				
Suitability - HS->Self-Contained Special Ed->Size				
The special education room are only 76% of the size standard.				
Suitability - HS->Science->Environment				
Some science rooms are configured with lab stations that are parallel to the outside wall as part of the counter. These are not as functional as having the stations perpendicular to the wall.				
Suitability - HS->Science->Size				
The rooms meet the size standard but some of the rooms are smaller and therefore limit the class size. This results in some teachers having larger classes.				
Suitability - HS->Music->Environment				
The music room is extremely worn and tired, it is a poor environment.				
Suitability - HS->Music->Size				
The music room, practice rooms and storage rooms do not meet the size standard.				
Suitability - HS->Music->Storage/Fixed Equip				
The music room lacks sufficient and appropriate storage.				
Suitability - HS->Art->Storage/Fixed Equip				
The kiln is in a supply storage room and is not vented.				
Suitability - HS->Career Tech Ed->Storage/Fixed Equip				
The construction shop does not have a working dust collection system.				
Suitability - HS->Computer Labs->Environment				
At least one of the computer labs lack sufficient air conditioning.				
Suitability - HS->P.E.-->Environment				
The gym lacks natural light and air conditioning.				
Suitability - HS->P.E.-->Storage/Fixed Equip				
The bleacher are old, manual type.				
Suitability - HS->Performing Arts->Environment				
There is no auditorium. The multi-purpose room does not have a stage or any of the supporting spaces.				
Suitability - HS->Performing Arts->Size				
The MP room is only 72% of the size standard for an auditorium.				

Project #: 6281	County: Sweetwater Unified High S	Site #: 2
Project: Assessments 2014	Region: 1	Site: Castle Park High
Grade Config: 9-12	Site Type: High	Site Size: 44.72

Suitability	Rating	Score	Possible Score	Percent Score
Suitability - HS->Performing Arts-->Location The theater is not located for easy public access or near public parking.				
Suitability - HS->Performing Arts-->Storage/Fixed Equip The theater lacks sufficient storage.				
Suitability - HS->Media Center-->Environment The media center lacks air conditioning and the lighting is dim.				
Suitability - HS->Media Center-->Storage/Fixed Equip The media center only has 16 computer stations and has no fixed projector.				
Suitability - HS->Administration The administrative office lack air conditioning.				
Suitability - HS->Counseling The counseling center lacks air conditioning and good acoustical privacy.				
Suitability - HS->Cafeteria The cafeteria is less than half the size standard and lacks storage.				
Suitability - HS->Food Service and Prep The food service kitchen is well worn.				
Suitability - HS->Custodial and Maintenance The custodial office lacks a work bench.				
Suitability - HS->Safety and Security-->Signage & Way Finding The campus lacks way-finding signage.				
Suitability - HS->Safety and Security-->Ease of Supervision The campus has multiple buildings and is challenging to supervise.				



## Suitability Report - Full

Project #: 6281	County: Sweetwater Unified High S	Site #: 3
Project: Assessments 2014	Region: 1	Site: Chula Vista High
Grade Config: 9-12	Site Type: High	Site Size: 33.86

Suitability	Rating	Score	Possible Score	Percent Score
<b>Suitability - HS</b>				
<b>Learning Environment</b>				
Learning Style Variety	Good	4.00	5.00	80.00
Interior Environment	Poor	1.00	2.00	50.00
Exterior Environment	Good	1.20	1.50	80.00
<b>General Classrooms</b>				
Environment	Poor	1.95	3.90	50.00
Size	Good	7.80	9.75	80.00
Location	Fair	1.90	2.93	65.00
Storage/Fixed Equip	Fair	1.90	2.93	65.00
<b>Self-Contained Special Ed</b>				
Environment	(N/A)	0.00	0.00	0.00
Size	(N/A)	0.00	0.00	0.00
Location	(N/A)	0.00	0.00	0.00
Storage/Fixed Equip	(N/A)	0.00	0.00	0.00
<b>Instructional Resource Rooms</b>				
Environment	(N/A)	0.00	0.00	0.00
Size	(N/A)	0.00	0.00	0.00
Location	(N/A)	0.00	0.00	0.00
Storage/Fixed Equip	(N/A)	0.00	0.00	0.00
<b>Science</b>				
Environment	Good	0.66	0.83	80.00
Size	Good	1.66	2.07	80.00
Location	Good	0.50	0.62	80.00
Storage/Fixed Equip	Fair	0.40	0.62	65.00
<b>Music</b>				
Environment	Fair	0.39	0.59	65.00
Size	Fair	0.96	1.48	65.00
Location	Good	0.36	0.45	80.00
Storage/Fixed Equip	Poor	0.22	0.45	50.00
<b>Art</b>				
Environment	Fair	0.43	0.67	65.00
Size	Fair	1.08	1.66	65.00
Location	Good	0.40	0.50	80.00
Storage/Fixed Equip	Poor	0.25	0.50	50.00
<b>Career Tech Ed</b>				
Environment	Excel	1.71	1.71	100.00

Project #: 6281

County: Sweetwater Unified High S

Site #: 3

Project: Assessments 2014

Region: 1

Site: Chula Vista High

Grade Config: 9-12

Site Type: High

Site Size: 33.86

Suitability	Rating	Score	Possible Score	Percent Score
Size	Good	3.42	4.27	80.00
Location	Fair	0.83	1.28	65.00
Storage/Fixed Equip	Good	1.03	1.28	80.00
<b>Computer Labs</b>				
Environment	Good	0.24	0.30	80.00
Size	Fair	0.49	0.75	65.00
Location	Good	0.18	0.23	80.00
Storage/Fixed Equip	Good	0.18	0.23	80.00
<b>P.E.</b>				
Environment	Good	1.92	2.40	80.00
Size	Good	4.80	6.00	80.00
Location	Good	1.44	1.80	80.00
Storage/Fixed Equip	Fair	1.17	1.80	65.00
<b>Performing Arts</b>				
Environment	Fair	0.21	0.32	65.00
Size	Excel	0.80	0.80	100.00
Location	Good	0.19	0.24	80.00
Storage/Fixed Equip	Poor	0.12	0.24	50.00
<b>Media Center</b>				
Environment	Good	0.67	0.84	80.00
Size	Excel	2.11	2.11	100.00
Location	Good	0.51	0.63	80.00
Storage/Fixed Equip	Fair	0.41	0.63	65.00
<b>Restrooms (Student)</b>	Fair	0.59	0.91	65.00
<b>Administration</b>	Poor	1.31	2.61	50.00
<b>Counseling</b>	Fair	0.49	0.76	65.00
<b>Clinic</b>	Poor	0.12	0.24	50.00
<b>Staff Lounge-WkRm</b>	Poor	0.36	0.71	50.00
<b>Cafeteria</b>	Poor	2.00	4.00	50.00
<b>Food Service and Prep</b>	Poor	2.55	5.11	50.00
<b>Custodial and Maintenance</b>	Fair	0.33	0.50	65.00
<b>Outside</b>				
Vehicular Traffic	Poor	0.50	1.00	50.00
Pedestrian Traffic	Good	0.78	0.98	80.00
Parking	Poor	1.05	2.11	50.00
Athletic Courts and Fields	Fair	1.80	2.77	65.00
<b>Safety and Security</b>				
Fencing	Good	0.68	0.85	80.00
Signage & Way Finding	Poor	0.50	1.00	50.00
Ease of Supervision	Poor	1.50	3.00	50.00
Controlled Entrances	Poor	0.25	0.50	50.00
<b>Total For Site:</b>		<b>64.30</b>	<b>93.34</b>	<b>68.89</b>

Comments

Project #: 6281	County: Sweetwater Unified High S	Site #: 3
Project: Assessments 2014	Region: 1	Site: Chula Vista High
Grade Config: 9-12	Site Type: High	Site Size: 33.86

Suitability	Rating	Score	Possible Score	Percent Score
<p><b>Suitability - HS</b></p> <p>Chula Vista High School is a large urban complex of mostly one-story buildings. It serves students in grades 9 - 12 with a focus on fine and performing arts. There is a large performing arts center in the middle of the campus that provides space for a theater, band, choir, and orchestra rooms.</p> <p><b>Suitability - HS-&gt;Learning Environment--&gt;Learning Style Variety</b></p> <p>The school has multiple designed spaces that can accommodate multiple teaching and learning styles. Not all of the spaces have been renovated or repaired to allow current usage.</p> <p><b>Suitability - HS-&gt;Learning Environment--&gt;Interior Environment</b></p> <p>Many sections of this school either lack air conditioning or lack adequate air circulation. Many sections are dimly lighted and have aging and opaque windows that provide no views. Some rooms have oddly shaped spaces or columns.</p> <p><b>Suitability - HS-&gt;Learning Environment--&gt;Exterior Environment</b></p> <p>There are multiple outdoor spaces for socialization and learning.</p> <p><b>Suitability - HS-&gt;General Classrooms--&gt;Environment</b></p> <p>Many classrooms are dimly lighted, have poor acoustics, and have difficult ventilation. Some, but not all, have windows for natural light and views. Some windows have been physically occluded. Others are just old.</p> <p><b>Suitability - HS-&gt;General Classrooms--&gt;Size</b></p> <p>General classrooms meet approximately 80% of the size standard.</p> <p><b>Suitability - HS-&gt;General Classrooms--&gt;Location</b></p> <p>This is a large and complex campus with classrooms spread over a large area. Some classes are held in areas based on available space, rather than where they should be programmatically.</p> <p><b>Suitability - HS-&gt;General Classrooms--&gt;Storage/Fixed Equip</b></p> <p>Some general classrooms have a wardrobe and another small storage. Other classrooms have nothing for storage.</p> <p><b>Suitability - HS-&gt;Science--&gt;Environment</b></p> <p>Most of the science areas have been recently renovated and classrooms are inviting and stimulating.</p> <p><b>Suitability - HS-&gt;Science--&gt;Size</b></p> <p>Most science lab spaces meet or exceed the standard. Some science classes are held in non-science rooms or converted classrooms that do not meet the standard.</p> <p><b>Suitability - HS-&gt;Science--&gt;Storage/Fixed Equip</b></p> <p>Most science classrooms have been renovated relatively recently and have adequate storage, lab tables, etc. Nearly all rooms have a safety shower that cannot be tested without flooding the room because the drain is uphill from the rest of the classroom. Nearly all sinks leak and spray water when first turned on., Only some chemistry rooms have a fume hood. Only a few teachers could locate the gas shutoff for their room.</p> <p><b>Suitability - HS-&gt;Music--&gt;Environment</b></p> <p>The music areas are in the new performing arts center. Rooms lack adequate acoustic separation because doors do not seal and windows are kept open because ventilation and air conditioning are a problem.</p> <p><b>Suitability - HS-&gt;Music--&gt;Size</b></p> <p>The classrooms meet the size standard, but there are no practice rooms.</p> <p><b>Suitability - HS-&gt;Music--&gt;Storage/Fixed Equip</b></p> <p>The band room has adequate space for locking instruments into separate areas, but no space for uniforms or large equipment. The choir space lacks adequate storage.</p> <p><b>Suitability - HS-&gt;Art--&gt;Environment</b></p> <p>The art rooms are in an older building with limited windows for natural light and views. The spaces do not seem inviting and stimulating. They are crowded with tables and stools and materials.</p>				

Project #: 6281

County: Sweetwater Unified High S

Site #: 3

Project: Assessments 2014

Region: 1

Site: Chula Vista High

Grade Config: 9-12

Site Type: High

Site Size: 33.86

Suitability	Rating	Score	Possible Score	Percent Score
<b>Suitability - HS-&gt;Art--&gt;Size</b>				
Neither of the two art rooms meets the size standard.				
<b>Suitability - HS-&gt;Art--&gt;Storage/Fixed Equip</b>				
The art room that houses ceramics has a kiln and clay traps on the sinks, but the kiln is in the main classroom. There is limited storage space for student projects in both rooms. There is a large storage room for project materials, but it lacks permanent casework for easy management.				
<b>Suitability - HS-&gt;Career Tech Ed</b>				
There is one career program for physical therapy. It is housed in a building that was previously occupied by a community center. It is significantly distant from the other buildings on campus, but is an appropriately sized space for the program.				
<b>Suitability - HS-&gt;Career Tech Ed--&gt;Location</b>				
The physical therapy program is located in a building that served as a community activity site. The space is adequate, but it is significantly distant from all other classrooms.				
<b>Suitability - HS-&gt;Computer Labs--&gt;Size</b>				
The computer lab meets approximately 70% of the size standard.				
<b>Suitability - HS-&gt;P.E.--&gt;Storage/Fixed Equip</b>				
There is limited storage in the gym. The old ticket and lobby area is used for storage of tables and chairs.				
<b>Suitability - HS-&gt;Performing Arts</b>				
This is a performing arts school with an emphasis on dance, drama, and music. There are multiple spaces for music, several dance areas, and two theater spaces. All of the dance areas lack adequate storage for costumes and student clothing. The music rooms lack adequate storage for large instruments and for uniforms. The Performing Arts Center has raked, moveable seating. Access to the restrooms is through the theater, rather than through the lobby. The smaller black box theater has no fixed seating. Both theaters have ADA accessible stages				
<b>Suitability - HS-&gt;Performing Arts--&gt;Environment</b>				
There is a relatively new performing arts center with a stage and raked floor in several tiers, but the seating is not attached. There is also a smaller black box theater used for the drama class and some smaller productions with no fixed seating. The new theater has some acoustical and mechanical issues with loud doors and inappropriate backstage lighting. One of the dance rooms is located in an old industrial arts room where a floating wooden floor has been added, but there are no drinking fountains and no area for students to change clothes.				
<b>Suitability - HS-&gt;Performing Arts--&gt;Size</b>				
The auditorium has moveable seating for approximately 500. The floor is raked for improved sightlines. There are two dressing areas with restrooms that are adequately sized.				
<b>Suitability - HS-&gt;Performing Arts--&gt;Storage/Fixed Equip</b>				
The storage for performing arts is poor. There are no spaces in the new center for storage of props and sets. These are constructed at a location significantly distant from the theater. There is limited storage for the various dance rooms. Some costumes are stored in a second floor area accessed by a ladder.				
<b>Suitability - HS-&gt;Media Center--&gt;Environment</b>				
The media center is relatively new, but the large windows or the lack of environmental controls cause the space to be overheated or too cold.				
<b>Suitability - HS-&gt;Media Center--&gt;Size</b>				
The media center meets the size capacity based on square footage, but not the rated capacity. The rated capacity is 51 which does not meet the size standard for the student capacity. There is a large computer area with 38 stations and some additional table space, but not enough space for 2 classes plus computer access.				
<b>Suitability - HS-&gt;Media Center--&gt;Storage/Fixed Equip</b>				
The media center is currently designed for textbook, rather than technology, storage.				



Project #: 6281	County: Sweetwater Unified High S	Site #: 3
Project: Assessments 2014	Region: 1	Site: Chula Vista High
Grade Config: 9-12	Site Type: High	Site Size: 33.86

Suitability	Rating	Score	Possible Score	Percent Score
Suitability - HS->Restrooms (Student)				
There are student restrooms located across the campus, but many lack urinal separation, lack adequate ventilation, and lack adequate numbers of stalls for the student capacity.				
Suitability - HS->Administration				
The administration area lacks control over the main entrance and does not have visual supervision of the clinic cot area. The discipline area conflicts with new student registration and there is insufficient space for parent or student reception. The faculty mailboxes are in the same area causing significant congestion.				
Suitability - HS->Counseling				
The counseling area is in the same building as the main administration area, but has its own entrance and waiting area. There are multiple counseling offices, but the space is not well-ventilated or conditioned.				
Suitability - HS->Clinic				
The clinic is too small for the student capacity. There is insufficient space for cots, no separation between them, and the restroom does not meet ADA requirements.				
Suitability - HS->Staff Lounge-WkRm				
The staff work area is small and inappropriate for the size of the faculty. The staff dining area is small. Staff restrooms are available in only some areas of the campus. Not all staff restrooms are ADA accessible.				
Suitability - HS->Cafeteria				
The cafeteria does not have a covered eating area and the indoor space does not meet the size standard, given the capacity of the school. There is no space for storage of equipment or tables.				
Suitability - HS->Food Service and Prep				
The food service and prep spaces are small for the school capacity and all cabinetry is dated. The delivery area is in a small, on-street parking area and there is no buzzer or alarm to gain entry. The door is often left open to allow delivery access.				
Suitability - HS->Custodial and Maintenance				
There is a large custodial area in the middle of the campus at one end of what used to be the industrial arts building. The space is not large enough to house year-long supplies. There are custodial supply and equipment spaces in most buildings.				
Suitability - HS->Outside-->Vehicular Traffic				
There is a circle drive at the front of the school, but access is restricted during the school day. There is another small parking area near the entry that is used for pick-up and drop-off, but there is inadequate space for the number of vehicles.				
Suitability - HS->Outside-->Parking				
There is a gated area for faculty parking and another small lot. There is no designated visitor parking. There is no signed student parking. Many students and staff park on the street.				
Suitability - HS->Outside-->Athletic Courts and Fields				
The school has a grass football field with significant wear and a cinder track. There are 6 tennis courts, baseball and softball fields, and grassed area for soccer and practice fields.				
Suitability - HS->Safety and Security-->Fencing				
The district is currently enhancing the security fencing around the school.				
Suitability - HS->Safety and Security-->Signage & Way Finding				
The main entrance to the school is unclear through either signage or architecture. There are no exterior way-finding signs to indicate parking for visitors or to identify major spaces, including the new performing arts center. Most buildings are identified by number and most rooms have a number, but there are no way-finding signs to locate other portions of the campus.				


Project #: 6281	County: Sweetwater Unified High S	Site #: 3
Project: Assessments 2014	Region: 1	Site: Chula Vista High
Grade Config: 9-12	Site Type: High	Site Size: 33.86

Suitability	Rating	Score	Possible Score	Percent Score
-------------	--------	-------	----------------	---------------

Suitability - HS->Safety and Security-->Ease of Supervision  
 This is a campus with multiple buildings spread over a large area. There are many hiding places and many areas outside of easy supervision.

Suitability - HS->Safety and Security-->Controlled Entrances  
 The campus is well-fenced, but the front entry does not have a security vestibule and no control over the main entrance.

DRAFT



## Suitability Report - Full

Project #: 6281	County: Sweetwater Unified High S	Site #: 4
Project: Assessments 2014	Region: 1	Site: Eastlake High
Grade Config: 9-12	Site Type: High	Site Size: 42.60

Suitability	Rating	Score	Possible Score	Percent Score
<b>Suitability - HS</b>				
<b>Learning Environment</b>				
Learning Style Variety	Good	4.00	5.00	80.00
Interior Environment	Good	1.60	2.00	80.00
Exterior Environment	Good	1.20	1.50	80.00
<b>General Classrooms</b>				
Environment	Fair	2.54	3.90	65.00
Size	Fair	6.34	9.75	65.00
Location	Good	2.34	2.93	80.00
Storage/Fixed Equip	Poor	1.46	2.93	50.00
<b>Self-Contained Special Ed</b>				
Environment	Poor	0.27	0.53	50.00
Size	Excel	1.33	1.33	100.00
Location	Good	0.32	0.40	80.00
Storage/Fixed Equip	Poor	0.20	0.40	50.00
<b>Instructional Resource Rooms</b>				
Environment	Good	0.64	0.80	80.00
Size	Poor	1.00	2.00	50.00
Location	Good	0.48	0.60	80.00
Storage/Fixed Equip	Fair	0.39	0.60	65.00
<b>Science</b>				
Environment	Fair	0.54	0.83	65.00
Size	Excel	2.07	2.07	100.00
Location	Fair	0.40	0.62	65.00
Storage/Fixed Equip	Fair	0.40	0.62	65.00
<b>Music</b>				
Environment	Good	0.48	0.59	80.00
Size	Excel	1.48	1.48	100.00
Location	Excel	0.45	0.45	100.00
Storage/Fixed Equip	Fair	0.29	0.45	65.00
<b>Art</b>				
Environment	Good	0.53	0.67	80.00
Size	Excel	1.66	1.66	100.00
Location	Excel	0.50	0.50	100.00
Storage/Fixed Equip	Good	0.40	0.50	80.00
<b>Career Tech Ed</b>				
Environment	Good	1.37	1.71	80.00

Project #: 6281

County: Sweetwater Unified High S

Site #: 4

Project: Assessments 2014

Region: 1

Site: Eastlake High

Grade Config: 9-12

Site Type: High

Site Size: 42.60

Suitability	Rating	Score	Possible Score	Percent Score
Size	Excel	4.27	4.27	100.00
Location	Excel	1.28	1.28	100.00
Storage/Fixed Equip	Good	1.03	1.28	80.00
<b>Computer Labs</b>				
Environment	Good	0.24	0.30	80.00
Size	Excel	0.75	0.75	100.00
Location	Good	0.18	0.23	80.00
Storage/Fixed Equip	Fair	0.15	0.23	65.00
<b>P.E.</b>				
Environment	Good	1.92	2.40	80.00
Size	Good	4.80	6.00	80.00
Location	Excel	1.80	1.80	100.00
Storage/Fixed Equip	Fair	1.17	1.80	65.00
<b>Performing Arts</b>				
Environment	Good	0.26	0.32	80.00
Size	Fair	0.52	0.80	65.00
Location	Excel	0.24	0.24	100.00
Storage/Fixed Equip	Good	0.19	0.24	80.00
<b>Media Center</b>				
Environment	Good	0.67	0.84	80.00
Size	Excel	2.11	2.11	100.00
Location	Excel	0.63	0.63	100.00
Storage/Fixed Equip	Good	0.51	0.63	80.00
<b>Restrooms (Student)</b>	Poor	0.46	0.91	50.00
<b>Administration</b>	Good	2.09	2.61	80.00
<b>Counseling</b>	Excel	0.76	0.76	100.00
<b>Clinic</b>	Good	0.19	0.24	80.00
<b>Staff Lounge-WkRm</b>	Good	0.57	0.71	80.00
<b>Cafeteria</b>	Fair	2.60	4.00	65.00
<b>Food Service and Prep</b>	Good	4.08	5.11	80.00
<b>Custodial and Maintenance</b>	Good	0.40	0.50	80.00
<b>Outside</b>				
Vehicular Traffic	Fair	0.65	1.00	65.00
Pedestrian Traffic	Fair	0.64	0.98	65.00
Parking	Poor	1.05	2.11	50.00
Athletic Courts and Fields	Fair	1.80	2.77	65.00
<b>Safety and Security</b>				
Fencing	Excel	0.85	0.85	100.00
Signage & Way Finding	Good	0.80	1.00	80.00
Ease of Supervision	Good	2.40	3.00	80.00
Controlled Entrances	Good	0.40	0.50	80.00
<b>Total For Site:</b>		<b>77.12</b>	<b>100.00</b>	<b>77.12</b>

Comments

Project #: 6281	County: Sweetwater Unified High S	Site #: 4
Project: Assessments 2014	Region: 1	Site: Eastlake High
Grade Config: 9-12	Site Type: High	Site Size: 42.60

Suitability	Rating	Score	Possible Score	Percent Score
<p>Suitability - HS</p> <p>Eastlake High School provides a comprehensive program for students in grades 9-12 from the surrounding area. The facility is arranged in a campus style.</p> <p>Suitability - HS-&gt;Learning Environment--&gt;Interior Environment</p> <p>Overall, Eastlake provides an inviting, stimulating environment. Some of the space originally intended as group and circulation is being used as instructional space.</p> <p>Suitability - HS-&gt;General Classrooms--&gt;Environment</p> <p>Most general classrooms provide a reasonable environment for students. Some have cooling, natural light, or lighting level deficiencies. 5 general classrooms are housed in portables.</p> <p>Suitability - HS-&gt;General Classrooms--&gt;Size</p> <p>Most general classrooms meet approximately 85% of the size standard. Some are housed in portables.</p> <p>Suitability - HS-&gt;General Classrooms--&gt;Storage/Fixed Equip</p> <p>Most general classroom have some built in casework and storage. Technology equipment is minimal. 5 general classrooms are housed in portables.</p> <p>Suitability - HS-&gt;Self-Contained Special Ed--&gt;Environment</p> <p>The self contained special education program is housed in 2 regular classroom spaces and the interior circulation/group work space.</p> <p>Suitability - HS-&gt;Self-Contained Special Ed--&gt;Storage/Fixed Equip</p> <p>The self contained special education space is housed in 2 spaces intended as regular classroom space. The interior circulation / group work space has been converted with restroom, kitchen and washing facilities.</p> <p>Suitability - HS-&gt;Instructional Resource Rooms--&gt;Size</p> <p>Most instructional resource rooms meet 60 - 70 % of the size standard.</p> <p>Suitability - HS-&gt;Instructional Resource Rooms--&gt;Storage/Fixed Equip</p> <p>The instructional resource room includes some built in casework and storage. Technology equipment is minimal.</p> <p>Suitability - HS-&gt;Science--&gt;Environment</p> <p>The science rooms that were designed for that purpose, provide an appropriate environment. Some science is taught in rooms intended for other use.</p> <p>Suitability - HS-&gt;Science--&gt;Location</p> <p>Science classrooms that were designed as such are located together with a greenhouse and outdoor lab area. Other former general classrooms and vocational spaces, not necessarily located appropriately, are also being used for science.</p> <p>Suitability - HS-&gt;Science--&gt;Storage/Fixed Equip</p> <p>Equipment and storage is good in those rooms designed as science rooms. The general classrooms being utilized for science instruction do not have appropriate storage and equipment.</p> <p>Suitability - HS-&gt;Music--&gt;Storage/Fixed Equip</p> <p>Music rooms have some storage available. Technology equipment is lacking.</p> <p>Suitability - HS-&gt;Career Tech Ed</p> <p>Eastlake High School has a space originally designed as an industrial tech program space. Some of those spaces are currently used for other purposes but the original design space remains.</p> <p>Suitability - HS-&gt;Computer Labs--&gt;Storage/Fixed Equip</p> <p>Computer labs include built in computer stations but lack sufficient storage and technology equipment.</p> <p>Suitability - HS-&gt;P.E.--&gt;Size</p> <p>The gymnasium meets the size standard, the locker rooms meet approximately 80% of the standard</p>				

Project #: 6281

County: Sweetwater Unified High S

Site #: 4

Project: Assessments 2014

Region: 1

Site: Eastlake High

Grade Config: 9-12

Site Type: High

Site Size: 42.60

Suitability	Rating	Score	Possible Score	Percent Score
Suitability - HS->P.E.-->Storage/Fixed Equip Locker rooms lack a sufficient number of lockers.				
Suitability - HS->Performing Arts-->Size The auditorium and dance room do not meet the size standard. The other spaces (drama room, studio, shop, etc.) meet the size standard.				
Suitability - HS->Media Center The media center at Eastlake High School was originally planned to be a joint school / city facility. It is currently used only by the school.				
Suitability - HS->Restrooms (Student) Student restrooms at Eastlake High are inadequate in number. Temporary restrooms have been added to alleviate the problem.				
Suitability - HS->Cafeteria The cafeteria space does not meet the size standard. Most students eat at outside areas.				
Suitability - HS->Outside-->Vehicular Traffic Bus lanes are separated from other traffic. Some of the parent/student traffic backs up to the street.				
Suitability - HS->Outside-->Pedestrian Traffic Pedestrian traffic crosses other lanes.				
Suitability - HS->Outside-->Parking Parking is inadequate. Some parking is on street.				
Suitability - HS->Outside-->Athletic Courts and Fields Access and parking for the athletic facilities can be problematic.				



## Suitability Report - Full

Project #: 6281	County: Sweetwater Unified High S	Site #: 5
Project: Assessments 2014	Region: 1	Site: Hilltop High
Grade Config: 9-12	Site Type: High	Site Size: 36.20

Suitability	Rating	Score	Possible Score	Percent Score
<b>Suitability - HS</b>				
<b>Learning Environment</b>				
Learning Style Variety	Poor	2.50	5.00	50.00
Interior Environment	Poor	1.00	2.00	50.00
Exterior Environment	Fair	0.98	1.50	65.00
<b>General Classrooms</b>				
Environment	Poor	1.95	3.90	50.00
Size	Excel	9.75	9.75	100.00
Location	Good	2.34	2.93	80.00
Storage/Fixed Equip	Good	2.34	2.93	80.00
<b>Self-Contained Special Ed</b>				
Environment	Fair	0.35	0.53	65.00
Size	Good	1.07	1.33	80.00
Location	Poor	0.20	0.40	50.00
Storage/Fixed Equip	Poor	0.20	0.40	50.00
<b>Instructional Resource Rooms</b>				
Environment	Fair	0.52	0.80	65.00
Size	Good	1.60	2.00	80.00
Location	Good	0.48	0.60	80.00
Storage/Fixed Equip	Good	0.48	0.60	80.00
<b>Science</b>				
Environment	Good	0.66	0.83	80.00
Size	Excel	2.07	2.07	100.00
Location	Excel	0.62	0.62	100.00
Storage/Fixed Equip	Fair	0.40	0.62	65.00
<b>Music</b>				
Environment	Good	0.48	0.59	80.00
Size	Excel	1.48	1.48	100.00
Location	Good	0.36	0.45	80.00
Storage/Fixed Equip	Poor	0.22	0.45	50.00
<b>Art</b>				
Environment	Fair	0.43	0.67	65.00
Size	Excel	1.66	1.66	100.00
Location	Good	0.40	0.50	80.00
Storage/Fixed Equip	Poor	0.25	0.50	50.00
<b>Career Tech Ed</b>				
Environment	Good	1.37	1.71	80.00



Project #: 6281

County: Sweetwater Unified High S

Site #: 5

Project: Assessments 2014

Region: 1

Site: Hilltop High

Grade Config: 9-12

Site Type: High

Site Size: 36.20

Suitability	Rating	Score	Possible Score	Percent Score
Size	Fair	2.78	4.27	65.00
Location	Good	1.03	1.28	80.00
Storage/Fixed Equip	Poor	0.64	1.28	50.00
<b>Computer Labs</b>				
Environment	Poor	0.15	0.30	50.00
Size	Good	0.60	0.75	80.00
Location	Excel	0.23	0.23	100.00
Storage/Fixed Equip	Fair	0.15	0.23	65.00
<b>P.E.</b>				
Environment	Fair	1.56	2.40	65.00
Size	Good	4.80	6.00	80.00
Location	Good	1.44	1.80	80.00
Storage/Fixed Equip	Fair	1.17	1.80	65.00
<b>Performing Arts</b>				
Environment	Poor	0.16	0.32	50.00
Size	Poor	0.40	0.80	50.00
Location	Poor	0.12	0.24	50.00
Storage/Fixed Equip	Poor	0.12	0.24	50.00
<b>Media Center</b>				
Environment	Fair	0.55	0.84	65.00
Size	Fair	1.37	2.11	65.00
Location	Excel	0.63	0.63	100.00
Storage/Fixed Equip	Fair	0.41	0.63	65.00
<b>Restrooms (Student)</b>	Fair	0.59	0.91	65.00
<b>Administration</b>	Poor	1.31	2.61	50.00
<b>Counseling</b>	Fair	0.49	0.76	65.00
<b>Clinic</b>	Poor	0.12	0.24	50.00
<b>Staff Lounge-WkRm</b>	Fair	0.46	0.71	65.00
<b>Cafeteria</b>	Poor	2.00	4.00	50.00
<b>Food Service and Prep</b>	Poor	2.55	5.11	50.00
<b>Custodial and Maintenance</b>	Good	0.40	0.50	80.00
<b>Outside</b>				
Vehicular Traffic	Poor	0.50	1.00	50.00
Pedestrian Traffic	Poor	0.49	0.98	50.00
Parking	Poor	1.05	2.11	50.00
Athletic Courts and Fields	Good	2.21	2.77	80.00
<b>Safety and Security</b>				
Fencing	Excel	0.85	0.85	100.00
Signage & Way Finding	Fair	0.65	1.00	65.00
Ease of Supervision	Poor	1.50	3.00	50.00
Controlled Entrances	Fair	0.33	0.50	65.00
<b>Total For Site:</b>		<b>69.96</b>	<b>100.00</b>	<b>69.96</b>

Comments

Project #: 6281	County: Sweetwater Unified High S	Site #: 5
Project: Assessments 2014	Region: 1	Site: Hilltop High
Grade Config: 9-12	Site Type: High	Site Size: 36.20

Suitability	Rating	Score	Possible Score	Percent Score
<p><b>Suitability - HS</b>  Hilltop High School is a large, mostly one-story campus serving students in grades 9 - 12. The school has a focus on foreign languages and global studies (FLAGS) and offers four-year classes of seven languages.</p> <p><b>Suitability - HS-&gt;Learning Environment--&gt;Learning Style Variety</b>  Few spaces are designed to support multiple teaching and learning styles.</p> <p><b>Suitability - HS-&gt;Learning Environment--&gt;Interior Environment</b>  Parts of the school have been renovated or recently built. Some of the new areas provide an inviting and stimulating environment. Nearly all of the older spaces are dimly lighted, lack appropriate ventilation, and are not inviting or stimulating.</p> <p><b>Suitability - HS-&gt;Learning Environment--&gt;Exterior Environment</b>  There are some seating and socialization areas, including a large amphitheater behind the gym. However no areas have shade covering.</p> <p><b>Suitability - HS-&gt;General Classrooms--&gt;Environment</b>  There are several sections of the school that have been renovated and provide an inviting and stimulating environment. However, the sections that have not are dimly lighted, have inadequate ventilation, and do not provide a stimulating learning environment.</p> <p><b>Suitability - HS-&gt;General Classrooms--&gt;Storage/Fixed Equip</b>  Most general classrooms have at least a wardrobe and one other storage cabinet.</p> <p><b>Suitability - HS-&gt;Self-Contained Special Ed--&gt;Environment</b>  There are several rooms used for self-contained special education. Most are appropriately located in a new building, but one is located in a temporary building that does not provide an inviting learning environment.</p> <p><b>Suitability - HS-&gt;Self-Contained Special Ed--&gt;Size</b>  There are multiple self-contained special education spaces. Most of the ones in the new building meet the size standard when including the restrooms and prep areas. The room located in a portable building does not meet the size standard.</p> <p><b>Suitability - HS-&gt;Self-Contained Special Ed--&gt;Location</b>  All of the self-contained special education rooms are located on the outer edge of the campus footprint, not close to services and support spaces.</p> <p><b>Suitability - HS-&gt;Self-Contained Special Ed--&gt;Storage/Fixed Equip</b>  The self-contained special education rooms in the new building have adequate storage and access to restrooms, kitchen, and laundry. The room located in the portable building has a kitchen, but no laundry and the changing area is located in a separate building distant from the room and lacking a covered walk route.</p> <p><b>Suitability - HS-&gt;Instructional Resource Rooms--&gt;Environment</b>  Most of the instructional resource spaces are in the older section of the school and are dimly lighted, lack appropriate ventilation, and are not inviting or stimulating.</p> <p><b>Suitability - HS-&gt;Science--&gt;Environment</b>  Most of the science rooms have been recently renovated and provide an appropriate learning environment. One room in the 1400 Building has no windows for natural light and inadequate ventilation.</p> <p><b>Suitability - HS-&gt;Science--&gt;Storage/Fixed Equip</b>  Most classrooms lacked adequate electrical service and/or technology connections at the demonstration tables. Most classrooms had most of the safety equipment, but there appears to be a lack of uniformity regarding required equipment for different disciplines.</p> <p><b>Suitability - HS-&gt;Music--&gt;Storage/Fixed Equip</b>  The band room and the music technology room have some storage, but it is not adequate for large instruments and equipment. There is no space for a music library or for uniform storage.</p>				

Project #: 6281

County: Sweetwater Unified High S

Site #: 5

Project: Assessments 2014

Region: 1

Site: Hilltop High

Grade Config: 9-12

Site Type: High

Site Size: 36.20

Suitability	Rating	Score	Possible Score	Percent Score
Suitability - HS->Art-->Environment				
The art room is crowded and dark. The lighting levels are dim.				
Suitability - HS->Art-->Size				
The art space exceeds the size standards, but the space is crowded with tables and other furniture.				
Suitability - HS->Art-->Storage/Fixed Equip				
There is no kiln or ceramics equipment at the site. There are no clay traps on the sinks. There is adequate storage for flat materials, but limited space for 3D student projects.				
Suitability - HS->Career Tech Ed				
There are several career and technology education areas at this school, including music technology, dance, engineering, and information technology. Some are fully articulated programs.				
Suitability - HS->Career Tech Ed-->Size				
The dance program is housed in a space that is too small for the program needs.				
Suitability - HS->Career Tech Ed-->Location				
The dance program is located near general classrooms, but there is adequate acoustical separation.				
Suitability - HS->Career Tech Ed-->Storage/Fixed Equip				
The dance program lacks space for storage of shoes/costumes and for storage of other program materials.				
Suitability - HS->Computer Labs-->Environment				
There are two open computer labs. Both of them are located in the older spaces that are dimly lighted, lack appropriate ventilation, and are not inviting or stimulating.				
Suitability - HS->Computer Labs-->Size				
The computer labs meet approximately 80 % of the size standard.				
Suitability - HS->Computer Labs-->Storage/Fixed Equip				
There is limited storage in the computer labs.				
Suitability - HS->P.E.-->Environment				
The physical education spaces include a competition gym an adaptive area that is used for wrestling, and a weight room. The gym is an appropriate learning space, but the adaptive area is relatively small for the size of the school and the weight room lacks adequate ventilation. The restrooms in the gym are not ADA accessible.				
Suitability - HS->P.E.-->Size				
The weight room is in a small section of the adaptive physical education space and is not adequate for the program.				
Suitability - HS->P.E.-->Storage/Fixed Equip				
The adaptive physical education space lacks adequate storage space for large mats. The weight room lacks adequate numbers of weight machines.				
Suitability - HS->Performing Arts-->Environment				
The school has a black box theater. There is no auditorium with fixed seating. The black box theater has inadequate ventilation. The dressing room restrooms are not available to the program and are not ADA accessible. They are used as faculty restrooms for teachers in that part of the campus.				
Suitability - HS->Performing Arts-->Size				
This school lacks an auditorium. The black box theater has small dressing rooms, but no sound booth.				
Suitability - HS->Performing Arts-->Location				
This school has only a black box theater. It is appropriately located.				
Suitability - HS->Performing Arts-->Storage/Fixed Equip				
This school has only a black box theater. It has no storage space for costumes or props and no space for the construction of sets.				

Project #: 6281	County: Sweetwater Unified High S	Site #: 5
Project: Assessments 2014	Region: 1	Site: Hilltop High
Grade Config: 9-12	Site Type: High	Site Size: 36.20

Suitability	Rating	Score	Possible Score	Percent Score
Suitability - HS->Media Center-->Environment				
The media center is small and crowded. The lighting is dim and the fixtures dated.				
Suitability - HS->Media Center-->Size				
The media center does not meet the standard to house two classrooms of students and the necessary computer stations.				
Suitability - HS->Media Center-->Storage/Fixed Equip				
The media center has a large storage and work area, including a sink. However, it is currently designed for textbook, rather than technology storage.				
Suitability - HS->Restrooms (Student)				
There are an adequate number of restrooms and they are in appropriate locations. However, there is no urinal separation in any restroom and some of the male restrooms allow inappropriate visual access to the interior when standing near the doors.				
Suitability - HS->Administration				
The administrative area is small and cramped for the school size. There is no conference room. Spaces are poorly arranged. There is inadequate separation between reception space for visitors and for students needing discipline.				
Suitability - HS->Counseling				
The counseling space is appropriate, but lacks adult toilet facilities within close proximity.				
Suitability - HS->Clinic				
The clinic is too small for the school and lacks an ADA accessible restroom. The cot area does not provide any separation and the office area is too small.				
Suitability - HS->Staff Lounge-WkRm				
There are an inadequate number of faculty restrooms that are appropriately located on the campus. The restrooms in the black box theater that are designed for use with the dressing rooms are not available to students. They have been designated as faculty restrooms to support that section of the campus.				
Suitability - HS->Cafeteria				
The cafeteria does not meet size standards for the school. There is no covered outside eating area. The gym is used in bad weather, but there is no serving area nearby.				
Suitability - HS->Food Service and Prep				
The food preparation area is old and dated., There are no satellite serving areas in other sections of campus.				
Suitability - HS->Outside-->Vehicular Traffic				
There is an upper road where parallel parking is allowed, but not clearly signed. The lower parking lots include spaces for both staff and students, but are also used as parent drop off both morning and afternoon.				
Suitability - HS->Outside-->Pedestrian Traffic				
There are few marked crosswalks for students exiting the building through the parking areas and fewer marked cross walks into the adjoining neighborhoods. There is no sidewalk on either side of the lower parking area so pedestrians walk behind and between parked cars.				
Suitability - HS->Outside-->Parking				
There is some parking, but it is not adequate for the number of staff and students. There is no signed, identified visitor or handicapped parking area.				
Suitability - HS->Safety and Security-->Signage & Way Finding				
There is exterior signage at the entrance to the school, but no signage to direct a visitor to either parking or the main office. Most buildings are identified by number, but there is no way-finding signage or large signs or graphics to direct the public or visitors to major spaces. Most rooms are identified with numbers, but only some are identified with room purpose.				

Project #:	6281	County:	Sweetwater Unified High S	Site #:	5
Project:	Assessments 2014	Region:	1	Site:	Hilltop High
Grade Config:	9-12	Site Type:	High	Site Size:	36.20

Suitability	Rating	Score	Possible Score	Percent Score
<p>Suitability - HS-&gt;Safety and Security--&gt;Ease of Supervision  This is a large and complex campus with many hiding areas.</p> <p>Suitability - HS-&gt;Safety and Security--&gt;Controlled Entrances  The school has created a security entrance in the cafeteria for use during school hours. There is no locked security vestibule and no structure to ensure that visitors go to the main office.</p>				

DRAFT



## Suitability Report - Full

Project #: 6281	County: Sweetwater Unified High S	Site #: 6
Project: Assessments 2014	Region: 1	Site: Mar Vista High
Grade Config: 9-12	Site Type: High	Site Size: 33.00

Suitability	Rating	Score	Possible Score	Percent Score
<b>Suitability - HS</b>				
<b>Learning Environment</b>				
Learning Style Variety	Fair	3.25	5.00	65.00
Interior Environment	Fair	1.30	2.00	65.00
Exterior Environment	Fair	0.98	1.50	65.00
<b>General Classrooms</b>				
Environment	Fair	2.54	3.90	65.00
Size	Excel	9.75	9.75	100.00
Location	Excel	2.93	2.93	100.00
Storage/Fixed Equip	Fair	1.90	2.93	65.00
<b>Self-Contained Special Ed</b>				
Environment	Unsat	0.00	0.53	0.00
Size	Unsat	0.00	1.33	0.00
Location	Unsat	0.00	0.40	0.00
Storage/Fixed Equip	Unsat	0.00	0.40	0.00
<b>Instructional Resource Rooms</b>				
Environment	(N/A)	0.00	0.00	0.00
Size	(N/A)	0.00	0.00	0.00
Location	(N/A)	0.00	0.00	0.00
Storage/Fixed Equip	(N/A)	0.00	0.00	0.00
<b>Science</b>				
Environment	Good	0.66	0.83	80.00
Size	Excel	2.07	2.07	100.00
Location	Excel	0.62	0.62	100.00
Storage/Fixed Equip	Excel	0.62	0.62	100.00
<b>Music</b>				
Environment	Poor	0.30	0.59	50.00
Size	Good	1.19	1.48	80.00
Location	Fair	0.29	0.45	65.00
Storage/Fixed Equip	Fair	0.29	0.45	65.00
<b>Art</b>				
Environment	Fair	0.43	0.67	65.00
Size	Excel	1.66	1.66	100.00
Location	Good	0.40	0.50	80.00
Storage/Fixed Equip	Fair	0.32	0.50	65.00
<b>Career Tech Ed</b>				
Environment	Poor	0.85	1.71	50.00

Project #: 6281

County: Sweetwater Unified High S

Site #: 6

Project: Assessments 2014

Region: 1

Site: Mar Vista High

Grade Config: 9-12

Site Type: High

Site Size: 33.00

Suitability	Rating	Score	Possible Score	Percent Score
Size	Excel	4.27	4.27	100.00
Location	Good	1.03	1.28	80.00
Storage/Fixed Equip	Good	1.03	1.28	80.00
<b>Computer Labs</b>				
Environment	Fair	0.20	0.30	65.00
Size	Poor	0.38	0.75	50.00
Location	Excel	0.23	0.23	100.00
Storage/Fixed Equip	Excel	0.23	0.23	100.00
<b>P.E.</b>				
Environment	Good	1.92	2.40	80.00
Size	Excel	6.00	6.00	100.00
Location	Excel	1.80	1.80	100.00
Storage/Fixed Equip	Excel	1.80	1.80	100.00
<b>Performing Arts</b>				
Environment	Unsat	0.00	0.32	0.00
Size	Unsat	0.00	0.80	0.00
Location	Poor	0.12	0.24	50.00
Storage/Fixed Equip	Poor	0.12	0.24	50.00
<b>Media Center</b>				
Environment	Excel	0.84	0.84	100.00
Size	Fair	1.37	2.11	65.00
Location	Excel	0.63	0.63	100.00
Storage/Fixed Equip	Good	0.51	0.63	80.00
<b>Restrooms (Student)</b>	Good	0.73	0.91	80.00
<b>Administration</b>	Good	2.09	2.61	80.00
<b>Counseling</b>	Excel	0.76	0.76	100.00
<b>Clinic</b>	Excel	0.24	0.24	100.00
<b>Staff Lounge-WkRm</b>	Poor	0.36	0.71	50.00
<b>Cafeteria</b>	Poor	2.00	4.00	50.00
<b>Food Service and Prep</b>	Poor	2.55	5.11	50.00
<b>Custodial and Maintenance</b>	Good	0.40	0.50	80.00
<b>Outside</b>				
Vehicular Traffic	Poor	0.50	1.00	50.00
Pedestrian Traffic	Good	0.78	0.98	80.00
Parking	Good	1.69	2.11	80.00
Athletic Courts and Fields	Excel	2.77	2.77	100.00
<b>Safety and Security</b>				
Fencing	Excel	0.85	0.85	100.00
Signage & Way Finding	Poor	0.50	1.00	50.00
Ease of Supervision	Poor	1.50	3.00	50.00
Controlled Entrances	Excel	0.50	0.50	100.00
<b>Total For Site:</b>		<b>73.02</b>	<b>96.01</b>	<b>76.05</b>

Comments



Project #: 6281	County: Sweetwater Unified High S	Site #: 6
Project: Assessments 2014	Region: 1	Site: Mar Vista High
Grade Config: 9-12	Site Type: High	Site Size: 33.00

Suitability	Rating	Score	Possible Score	Percent Score
Suitability - HS Mar Vista High School provides a comprehensive educational program for grades 9-12. The school also offers self-contained special education classes and career tech programs.				
Suitability - HS->Learning Environment-->Learning Style Variety The traditional classrooms do not support a variety of teaching and learning styles.				
Suitability - HS->Learning Environment-->Interior Environment Many spaces show significant signs of wear and some are not air-conditioned.				
Suitability - HS->Learning Environment-->Exterior Environment There are no outdoor labs but there are a variety of socializing spaces.				
Suitability - HS->General Classrooms-->Environment Many classrooms shows signs of wear and some are not air-conditioned.				
Suitability - HS->General Classrooms-->Storage/Fixed Equip Some classrooms have minimal storage cabinets. Most classrooms lacked sufficient electrical outlets.				
Suitability - HS->Self-Contained Special Ed-->Environment The self-contained special education classrooms are in portables.				
Suitability - HS->Self-Contained Special Ed-->Size The self-contained special education classrooms are in portables.				
Suitability - HS->Self-Contained Special Ed-->Location The self-contained special education classrooms are in portables.				
Suitability - HS->Self-Contained Special Ed-->Storage/Fixed Equip The self-contained special education classrooms are in portables.				
Suitability - HS->Science-->Environment The science labs show signs of wear.				
Suitability - HS->Music-->Environment The band room shows significant signs of wear, has dim lighting, and no A/C.				
Suitability - HS->Music-->Size The band room is 88% of the standard. Practice rooms are small.				
Suitability - HS->Music-->Location The band room is not near the performing arts space.				
Suitability - HS->Music-->Storage/Fixed Equip The storage rooms are small.				
Suitability - HS->Art-->Environment The 3D art room has both south and north facing windows and no A/C.				
Suitability - HS->Art-->Location The art rooms are not adjacent to each other.				
Suitability - HS->Art-->Storage/Fixed Equip The 3D art room does not have a separate kiln room.				
Suitability - HS->Career Tech Ed-->Environment The career technology education rooms showed signs of wear, had dim lighting, and no A/C.				
Suitability - HS->Computer Labs-->Environment The computer labs showed signs of wear.				

Project #: 6281

County: Sweetwater Unified High S

Site #: 6

Project: Assessments 2014

Region: 1

Site: Mar Vista High

Grade Config: 9-12

Site Type: High

Site Size: 33.00

Suitability	Rating	Score	Possible Score	Percent Score
Suitability - HS->Computer Labs-->Size None of the computer labs meet the size standard.				
Suitability - HS->P.E.-->Environment The older gym shows signs of wear.				
Suitability - HS->Performing Arts-->Environment There is no auditorium. The multi-purpose room does not have a stage or any of the supporting spaces.				
Suitability - HS->Performing Arts-->Size The multi-purpose room is less than 50% of the size standard for an auditorium.				
Suitability - HS->Performing Arts-->Location There is only a black box theater and dance room, but no auditorium, drama room, scene shop, or green rooms.				
Suitability - HS->Performing Arts-->Storage/Fixed Equip There is only a black box theater and dance room, but no auditorium, drama room, scene shop, or green rooms.				
Suitability - HS->Media Center-->Size The Media Center is only 74% of the size standard.				
Suitability - HS->Media Center-->Storage/Fixed Equip The media center has tall book cases that create a supervision issue.				
Suitability - HS->Administration Some of the administration spaces do not meet the size standard.				
Suitability - HS->Staff Lounge-WkRm The size and shape of the staff lounge make it unappealing.				
Suitability - HS->Cafeteria The cafeteria does not meet the size standard.				
Suitability - HS->Food Service and Prep The food service area shows significant signs of wear and some surfaces are old and hard to clean. The space does not meet the size standard.				
Suitability - HS->Outside-->Vehicular Traffic There are no parent or bus drop off areas on campus.				
Suitability - HS->Safety and Security-->Signage & Way Finding There is no way-finding signage.				
Suitability - HS->Safety and Security-->Ease of Supervision The campus has multiple buildings and is challenging to supervise.				



## Suitability Report - Full

Project #: 6281	County: Sweetwater Unified High S	Site #: 7
Project: Assessments 2014	Region: 1	Site: Montgomery High
Grade Config: 9-12	Site Type: High	Site Size: 44.72

Suitability	Rating	Score	Possible Score	Percent Score
<b>Suitability - HS</b>				
<b>Learning Environment</b>				
Learning Style Variety	Fair	3.25	5.00	65.00
Interior Environment	Fair	1.30	2.00	65.00
Exterior Environment	Fair	0.98	1.50	65.00
<b>General Classrooms</b>				
Environment	Fair	2.54	3.90	65.00
Size	Excel	9.75	9.75	100.00
Location	Excel	2.93	2.93	100.00
Storage/Fixed Equip	Good	2.34	2.93	80.00
<b>Self-Contained Special Ed</b>				
Environment	Unsat	0.00	0.53	0.00
Size	Unsat	0.00	1.33	0.00
Location	Unsat	0.00	0.40	0.00
Storage/Fixed Equip	Unsat	0.00	0.40	0.00
<b>Instructional Resource Rooms</b>				
Environment	(N/A)	0.00	0.00	0.00
Size	(N/A)	0.00	0.00	0.00
Location	(N/A)	0.00	0.00	0.00
Storage/Fixed Equip	(N/A)	0.00	0.00	0.00
<b>Science</b>				
Environment	Good	0.66	0.83	80.00
Size	Excel	2.07	2.07	100.00
Location	Excel	0.62	0.62	100.00
Storage/Fixed Equip	Good	0.50	0.62	80.00
<b>Music</b>				
Environment	Good	0.48	0.59	80.00
Size	Excel	1.48	1.48	100.00
Location	Excel	0.45	0.45	100.00
Storage/Fixed Equip	Fair	0.29	0.45	65.00
<b>Art</b>				
Environment	Fair	0.43	0.67	65.00
Size	Good	1.33	1.66	80.00
Location	Poor	0.25	0.50	50.00
Storage/Fixed Equip	Fair	0.32	0.50	65.00
<b>Career Tech Ed</b>				
Environment	Fair	1.11	1.71	65.00

Project #: 6281

County: Sweetwater Unified High S

Site #: 7

Project: Assessments 2014

Region: 1

Site: Montgomery High

Grade Config: 9-12

Site Type: High

Site Size: 44.72

Suitability	Rating	Score	Possible Score	Percent Score
Size	Good	3.42	4.27	80.00
Location	Good	1.03	1.28	80.00
Storage/Fixed Equip	Good	1.03	1.28	80.00
<b>Computer Labs</b>				
Environment	Good	0.24	0.30	80.00
Size	Good	0.60	0.75	80.00
Location	Excel	0.23	0.23	100.00
Storage/Fixed Equip	Excel	0.23	0.23	100.00
<b>P.E.</b>				
Environment	Excel	2.40	2.40	100.00
Size	Excel	6.00	6.00	100.00
Location	Excel	1.80	1.80	100.00
Storage/Fixed Equip	Excel	1.80	1.80	100.00
<b>Performing Arts</b>				
Environment	Poor	0.16	0.32	50.00
Size	Fair	0.52	0.80	65.00
Location	Excel	0.24	0.24	100.00
Storage/Fixed Equip	Poor	0.12	0.24	50.00
<b>Media Center</b>				
Environment	Excel	0.84	0.84	100.00
Size	Fair	1.37	2.11	65.00
Location	Excel	0.63	0.63	100.00
Storage/Fixed Equip	Excel	0.63	0.63	100.00
<b>Restrooms (Student)</b>	Good	0.73	0.91	80.00
<b>Administration</b>	Excel	2.61	2.61	100.00
<b>Counseling</b>	Excel	0.76	0.76	100.00
<b>Clinic</b>	Fair	0.15	0.24	65.00
<b>Staff Lounge-WkRm</b>	Good	0.57	0.71	80.00
<b>Cafeteria</b>	Fair	2.60	4.00	65.00
<b>Food Service and Prep</b>	Good	4.08	5.11	80.00
<b>Custodial and Maintenance</b>	Good	0.40	0.50	80.00
<b>Outside</b>				
Vehicular Traffic	Poor	0.50	1.00	50.00
Pedestrian Traffic	Good	0.78	0.98	80.00
Parking	Good	1.69	2.11	80.00
Athletic Courts and Fields	Excel	2.77	2.77	100.00
<b>Safety and Security</b>				
Fencing	Excel	0.85	0.85	100.00
Signage & Way Finding	Poor	0.50	1.00	50.00
Ease of Supervision	Poor	1.50	3.00	50.00
Controlled Entrances	Excel	0.50	0.50	100.00
<b>Total For Site:</b>		<b>77.34</b>	<b>96.01</b>	<b>80.56</b>

Comments

Project #: 6281

County: Sweetwater Unified High S

Site #: 7

Project: Assessments 2014

Region: 1

Site: Montgomery High

Grade Config: 9-12

Site Type: High

Site Size: 44.72

**Suitability**

**Rating**

**Score**

**Possible  
Score**

**Percent  
Score**

**Suitability - HS**

Montgomery High School provides a comprehensive program for grades 9 - 12 and has two academies, one for multi-media and one for administration of justice. The school also provides programs for special education and the Regional Occupation Program. The Montgomery Adult School is located on the Montgomery HS site. The adult school is all portables.

**Suitability - HS->Learning Environment-->Learning Style Variety**

The classrooms are not flexible and do not provide for a variety of learning and teaching styles.

**Suitability - HS->Learning Environment-->Interior Environment**

The school has multiple buildings and many are older and have well worn interior finishes, and uneven lighting.

**Suitability - HS->Learning Environment-->Exterior Environment**

There are no outdoor labs but the courtyards are very inviting.

**Suitability - HS->General Classrooms-->Environment**

Many classrooms are older and well worn. They are not stimulating and are not flexible.

**Suitability - HS->General Classrooms-->Storage/Fixed Equip**

There are no teacher wardrobe closets.

**Suitability - HS->Self-Contained Special Ed-->Environment**

All special education classrooms are either in portables or in a building slated for demolition. There will be one new special education classroom in the new classroom building.

**Suitability - HS->Self-Contained Special Ed-->Size**

All special education classrooms are either in portables or in a building slated for demolition. There will be one new special education classroom in the new classroom building.

**Suitability - HS->Self-Contained Special Ed-->Location**

All special education classrooms are either in portables or in a building slated for demolition. There will be one new special education classroom in the new classroom building.

**Suitability - HS->Self-Contained Special Ed-->Storage/Fixed Equip**

All special education classrooms are either in portables or in a building slated for demolition. There will be one new special education classroom in the new classroom building.

**Suitability - HS->Music-->Environment**

The band room has yellow lighting.

**Suitability - HS->Music-->Storage/Fixed Equip**

All the band support rooms (storage, practice, office) are too small.

**Suitability - HS->Art-->Environment**

The art room is a good environment except that it has a window wall facing south. Due to the direct lighting, the shades are pulled closed all the time.

**Suitability - HS->Art-->Size**

The art room and storage rooms meet the size standard but there is no office.

**Suitability - HS->Art-->Location**

The art room faces south so the blinds are closed all the time, hence there is no natural lighting.

**Suitability - HS->Art-->Storage/Fixed Equip**

The kiln room is too small for all the kilns, throwing tables, vacuum formers, and cabinets. The kilns are not vented.

**Suitability - HS->Career Tech Ed-->Environment**

The multi-media lab, the robotics lab, and the woodshop are all in older buildings that are well worn. The Administration of Justice simulator is in a portable.

Project #: 6281

County: Sweetwater Unified High S

Site #: 7

Project: Assessments 2014

Region: 1

Site: Montgomery High

Grade Config: 9-12

Site Type: High

Site Size: 44.72

Suitability	Rating	Score	Possible Score	Percent Score
Suitability - HS->Computer Labs-->Size One computer lab does not meet the size standard.				
Suitability - HS->P.E.-->Environment There is a new gym under construction. It will have a weight room, wrestling room, and fitness room.				
Suitability - HS->P.E.-->Size There is a new gym under construction. It will have a weight room, wrestling room, and fitness room.				
Suitability - HS->P.E.-->Location There is a new gym under construction. It will have a weight room, wrestling room, and fitness room.				
Suitability - HS->P.E.-->Storage/Fixed Equip There is a new gym under construction. It will have a weight room, wrestling room, and fitness room.				
Suitability - HS->Performing Arts-->Environment There is no auditorium. The multi-purpose room does not have a stage or any of the supporting spaces.				
Suitability - HS->Performing Arts-->Size The MP room only meets 65% of the size standard for an auditorium.				
Suitability - HS->Performing Arts-->Storage/Fixed Equip Storage is limited.				
Suitability - HS->Media Center-->Size The library is 68% of the size standard.				
Suitability - HS->Administration A new administration building is under construction.				
Suitability - HS->Clinic The clinic does not meet the size standard.				
Suitability - HS->Cafeteria The cafeteria does not meet the size standard and is well worn. There are new canopies on the outside eating area.				
Suitability - HS->Outside-->Vehicular Traffic Parents drop off students at the curb or drive through a parking lot to a drop off area. Traffic conflicts with street traffic or parking traffic.				
Suitability - HS->Safety and Security-->Signage & Way Finding There is little signage.				
Suitability - HS->Safety and Security-->Ease of Supervision The campus has multiple buildings and is challenging to supervise.				
Suitability - HS->Safety and Security-->Controlled Entrances This multi-building campus has little control over entrances; however, the new administration building will have a controlled entrance.				



## Suitability Report - Full

Project #: 6281	County: Sweetwater Unified High S	Site #: 29
Project: Assessments 2014	Region: 1	Site: Otay Ranch High
Grade Config: 9-12	Site Type: High	Site Size: 55.06

Suitability	Rating	Score	Possible Score	Percent Score
<b>Suitability - HS</b>				
<b>Learning Environment</b>				
Learning Style Variety	Good	4.00	5.00	80.00
Interior Environment	Excel	2.00	2.00	100.00
Exterior Environment	Good	1.20	1.50	80.00
<b>General Classrooms</b>				
Environment	Good	3.12	3.90	80.00
Size	Excel	9.75	9.75	100.00
Location	Excel	2.93	2.93	100.00
Storage/Fixed Equip	Excel	2.93	2.93	100.00
<b>Self-Contained Special Ed</b>				
Environment	Excel	0.53	0.53	100.00
Size	Excel	1.33	1.33	100.00
Location	Excel	0.40	0.40	100.00
Storage/Fixed Equip	Excel	0.40	0.40	100.00
<b>Instructional Resource Rooms</b>				
Environment	Excel	0.80	0.80	100.00
Size	Excel	2.00	2.00	100.00
Location	Excel	0.60	0.60	100.00
Storage/Fixed Equip	Excel	0.60	0.60	100.00
<b>Science</b>				
Environment	Excel	0.83	0.83	100.00
Size	Excel	2.07	2.07	100.00
Location	Excel	0.62	0.62	100.00
Storage/Fixed Equip	Excel	0.62	0.62	100.00
<b>Music</b>				
Environment	Excel	0.59	0.59	100.00
Size	Excel	1.48	1.48	100.00
Location	Excel	0.45	0.45	100.00
Storage/Fixed Equip	Excel	0.45	0.45	100.00
<b>Art</b>				
Environment	Good	0.53	0.67	80.00
Size	Excel	1.66	1.66	100.00
Location	Excel	0.50	0.50	100.00
Storage/Fixed Equip	Excel	0.50	0.50	100.00
<b>Career Tech Ed</b>				
Environment	Excel	1.71	1.71	100.00



Project #: 6281

County: Sweetwater Unified High S

Site #: 29

Project: Assessments 2014

Region: 1

Site: Otay Ranch High

Grade Config: 9-12

Site Type: High

Site Size: 55.06

Suitability	Rating	Score	Possible Score	Percent Score
Size	Excel	4.27	4.27	100.00
Location	Excel	1.28	1.28	100.00
Storage/Fixed Equip	Excel	1.28	1.28	100.00
<b>Computer Labs</b>				
Environment	Excel	0.30	0.30	100.00
Size	Excel	0.75	0.75	100.00
Location	Excel	0.23	0.23	100.00
Storage/Fixed Equip	Excel	0.23	0.23	100.00
<b>P.E.</b>				
Environment	Excel	2.40	2.40	100.00
Size	Excel	6.00	6.00	100.00
Location	Excel	1.80	1.80	100.00
Storage/Fixed Equip	Excel	1.80	1.80	100.00
<b>Performing Arts</b>				
Environment	Excel	0.32	0.32	100.00
Size	Excel	0.80	0.80	100.00
Location	Excel	0.24	0.24	100.00
Storage/Fixed Equip	Excel	0.24	0.24	100.00
<b>Media Center</b>				
Environment	Excel	0.84	0.84	100.00
Size	Excel	2.11	2.11	100.00
Location	Excel	0.63	0.63	100.00
Storage/Fixed Equip	Good	0.51	0.63	80.00
<b>Restrooms (Student)</b>	Excel	0.91	0.91	100.00
<b>Administration</b>	Excel	2.61	2.61	100.00
<b>Counseling</b>	Excel	0.76	0.76	100.00
<b>Clinic</b>	Excel	0.24	0.24	100.00
<b>Staff Lounge-WkRm</b>	Excel	0.71	0.71	100.00
<b>Cafeteria</b>	Unsat	0.00	4.00	0.00
<b>Food Service and Prep</b>	Excel	5.11	5.11	100.00
<b>Custodial and Maintenance</b>	Excel	0.50	0.50	100.00
<b>Outside</b>				
Vehicular Traffic	Excel	1.00	1.00	100.00
Pedestrian Traffic	Excel	0.98	0.98	100.00
Parking	Fair	1.37	2.11	65.00
Athletic Courts and Fields	Excel	2.77	2.77	100.00
<b>Safety and Security</b>				
Fencing	Excel	0.85	0.85	100.00
Signage & Way Finding	Fair	0.65	1.00	65.00
Ease of Supervision	Poor	1.50	3.00	50.00
Controlled Entrances	Fair	0.33	0.50	65.00
<b>Total For Site:</b>		<b>90.90</b>	<b>100.00</b>	<b>90.90</b>

Comments

Project #: 6281	County: Sweetwater Unified High S	Site #: 29
Project: Assessments 2014	Region: 1	Site: Otay Ranch High
Grade Config: 9-12	Site Type: High	Site Size: 55.06

Suitability	Rating	Score	Possible Score	Percent Score
Suitability - HS				
Otay Ranch High School provides a comprehensive program for grades 9-12. In addition the school has a Academy of Criminal Justice, three self-contained special education classes, and a computer arts program.				
Suitability - HS->Learning Environment-->Learning Style Variety				
The classrooms are traditional, self-contained rooms that do not support a variety of learning and teaching styles. The facility is relatively new and does provide a positive learning environment in other aspects.				
Suitability - HS->Learning Environment-->Exterior Environment				
There are no outdoor learning labs but there are many socializing spaces.				
Suitability - HS->Art-->Environment				
The windows in the art room have been blackened so that the teacher can use a projector. This eliminates natural lighting.				
Suitability - HS->Media Center-->Storage/Fixed Equip				
The media center has tall book cases which impede visual supervision.				
Suitability - HS->Cafeteria				
There is no cafeteria for students.				
Suitability - HS->Outside-->Parking				
The school lacks sufficient parking for staff and students. While the standards do not call for parking for events, this school has athletic and arts facilities that attract large numbers of spectators, and this impacts the neighborhood.				
Suitability - HS->Safety and Security-->Signage & Way Finding				
There is a lack of way-finding signage.				
Suitability - HS->Safety and Security-->Ease of Supervision				
The campus has multiple buildings and is challenging to supervise.				
Suitability - HS->Safety and Security-->Controlled Entrances				
The facility relies on security staff to ensure visitors to the school are checked in at the administration office.				



## Suitability Report - Full

Project #: 6281	County: Sweetwater Unified High S	Site #: 8
Project: Assessments 2014	Region: 1	Site: Palomar High
Grade Config: 10-12	Site Type: High	Site Size: 3.34

Suitability	Rating	Score	Possible Score	Percent Score
<b>Suitability - HS</b>				
<b>Learning Environment</b>				
Learning Style Variety	Poor	2.50	5.00	50.00
Interior Environment	Fair	1.30	2.00	65.00
Exterior Environment	Fair	0.98	1.50	65.00
<b>General Classrooms</b>				
Environment	Fair	2.54	3.90	65.00
Size	Fair	6.34	9.75	65.00
Location	Fair	1.90	2.93	65.00
Storage/Fixed Equip	Fair	1.90	2.93	65.00
<b>Self-Contained Special Ed</b>				
Environment	(N/A)	0.00	0.00	0.00
Size	(N/A)	0.00	0.00	0.00
Location	(N/A)	0.00	0.00	0.00
Storage/Fixed Equip	(N/A)	0.00	0.00	0.00
<b>Instructional Resource Rooms</b>				
Environment	Poor	0.40	0.80	50.00
Size	Unsat	0.00	2.00	0.00
Location	Good	0.48	0.60	80.00
Storage/Fixed Equip	Fair	0.39	0.60	65.00
<b>Science</b>				
Environment	Poor	0.41	0.83	50.00
Size	Good	1.66	2.07	80.00
Location	Good	0.50	0.62	80.00
Storage/Fixed Equip	Poor	0.31	0.62	50.00
<b>Music</b>				
Environment	Unsat	0.00	0.59	0.00
Size	Unsat	0.00	1.48	0.00
Location	Unsat	0.00	0.45	0.00
Storage/Fixed Equip	Unsat	0.00	0.45	0.00
<b>Art</b>				
Environment	Poor	0.33	0.67	50.00
Size	Poor	0.83	1.66	50.00
Location	Fair	0.32	0.50	65.00
Storage/Fixed Equip	Unsat	0.00	0.50	0.00
<b>Career Tech Ed</b>				
Environment	Poor	0.85	1.71	50.00

Project #: 6281

County: Sweetwater Unified High S

Site #: 8

Project: Assessments 2014

Region: 1

Site: Palomar High

Grade Config: 10-12

Site Type: High

Site Size: 3.34

Suitability	Rating	Score	Possible Score	Percent Score
Size	Poor	2.14	4.27	50.00
Location	Good	1.03	1.28	80.00
Storage/Fixed Equip	Poor	0.64	1.28	50.00
<b>Computer Labs</b>				
Environment	Fair	0.20	0.30	65.00
Size	Poor	0.38	0.75	50.00
Location	Good	0.18	0.23	80.00
Storage/Fixed Equip	Fair	0.15	0.23	65.00
<b>P.E.</b>				
Environment	Poor	1.20	2.40	50.00
Size	Poor	3.00	6.00	50.00
Location	Poor	0.90	1.80	50.00
Storage/Fixed Equip	Poor	0.90	1.80	50.00
<b>Performing Arts</b>				
Environment	Unsat	0.00	0.32	0.00
Size	Unsat	0.00	0.80	0.00
Location	Unsat	0.00	0.24	0.00
Storage/Fixed Equip	Unsat	0.00	0.24	0.00
<b>Media Center</b>				
Environment	Unsat	0.00	0.84	0.00
Size	Unsat	0.00	2.11	0.00
Location	Unsat	0.00	0.63	0.00
Storage/Fixed Equip	Unsat	0.00	0.63	0.00
<b>Restrooms (Student)</b>	Good	0.73	0.91	80.00
<b>Administration</b>	Good	2.09	2.61	80.00
<b>Counseling</b>	Fair	0.49	0.76	65.00
<b>Clinic</b>	Good	0.19	0.24	80.00
<b>Staff Lounge-WkRm</b>	Good	0.57	0.71	80.00
<b>Cafeteria</b>	Poor	2.00	4.00	50.00
<b>Food Service and Prep</b>	Poor	2.55	5.11	50.00
<b>Custodial and Maintenance</b>	Good	0.40	0.50	80.00
<b>Outside</b>				
Vehicular Traffic	Fair	0.65	1.00	65.00
Pedestrian Traffic	Fair	0.64	0.98	65.00
Parking	Good	1.69	2.11	80.00
Athletic Courts and Fields	Poor	1.38	2.77	50.00
<b>Safety and Security</b>				
Fencing	Good	0.68	0.85	80.00
Signage & Way Finding	Fair	0.65	1.00	65.00
Ease of Supervision	Fair	1.95	3.00	65.00
Controlled Entrances	Good	0.40	0.50	80.00
<b>Total For Site:</b>		<b>51.70</b>	<b>97.34</b>	<b>53.11</b>

Comments

Project #: 6281

County: Sweetwater Unified High S

Site #: 8

Project: Assessments 2014

Region: 1

Site: Palomar High

Grade Config: 10-12

Site Type: High

Site Size: 3.34

Suitability	Rating	Score	Possible Score	Percent Score
Suitability - HS				
Palomar High School provides an alternative education program to students in grades 9-12. The program is planned to provide instruction in small learning communities with a focus on academic rigor to prepare students for higher education.				
Suitability - HS->Learning Environment->Learning Style Variety				
Palomar High has few spaces that provide for multiple teaching and learning styles. Most instructional spaces are small classroom spaces. There is no space for large groups or presentations.				
Suitability - HS->Learning Environment->Interior Environment				
The small size of the school provides for good access between indoor and outdoor spaces. There is little else in the way of provisions for a stimulating environment.				
Suitability - HS->Learning Environment->Exterior Environment				
The school has some outdoor spaces for students to meet but no dedicated outdoor learning spaces.				
Suitability - HS->General Classrooms->Environment				
Most general classrooms are small rooms with no provisions for an inviting environment. Most have some form of natural light.				
Suitability - HS->General Classrooms->Size				
No general classrooms meet the size standard. General classrooms range from meeting less than 50% to 80% of the standard. The generally small enrollments alleviate some of this concern.				
Suitability - HS->General Classrooms->Location				
There is no systematic configuration of the general classroom spaces. Some are inside the main building with access to the computer lab. Others are adjacent to the outside eating area, others are behind the building.				
Suitability - HS->General Classrooms->Storage/Fixed Equip				
Most general classrooms have no built in storage or fixed equipment. Most do have appropriate technology equipment.				
Suitability - HS->Instructional Resource Rooms->Environment				
Special education resource rooms are located in small general classroom type space.				
Suitability - HS->Instructional Resource Rooms->Size				
All resource rooms meet less than 50% of the standard.				
Suitability - HS->Instructional Resource Rooms->Location				
The resource rooms are located among all regular instructional spaces.				
Suitability - HS->Instructional Resource Rooms->Storage/Fixed Equip				
Resource rooms have little storage or casework. Technology equipment is adequate.				
Suitability - HS->Science->Environment				
The 2 science room are located in small regular classroom spaces.				
Suitability - HS->Science->Size				
Science rooms meet approximately 80% of the size standard.				
Suitability - HS->Science->Storage/Fixed Equip				
Science rooms are in general classroom spaces with little in the way of specialized equipment. or storage.				
Suitability - HS->Music->Environment				
There is no music room. The program calls for music space.				
Suitability - HS->Music->Size				
There is no music room. The program calls for music space.				

Project #: 6281	County: Sweetwater Unified High S	Site #: 8
Project: Assessments 2014	Region: 1	Site: Palomar High
Grade Config: 10-12	Site Type: High	Site Size: 3.34

Suitability	Rating	Score	Possible Score	Percent Score
Suitability - HS->Music-->Location There is no music room. The program calls for music space.				
Suitability - HS->Music-->Storage/Fixed Equip There is no music room. The program calls for music space.				
Suitability - HS->Art-->Environment Art is located in a small general classroom space. There is no provision for natural light, views, etc.				
Suitability - HS->Art-->Size The art room meets approximately 60% of the size standard.				
Suitability - HS->Art-->Location The art room has access to the outside courtyard.				
Suitability - HS->Art-->Storage/Fixed Equip The art room has no water, specialized casework or equipment.				
Suitability - HS->Career Tech Ed The only career tech space is a culinary arts lab. Additional programs could be offered if space were available.				
Suitability - HS->Career Tech Ed-->Environment The culinary arts room includes 1 small kitchen and a classroom space. There is nothing in the way of providing an inviting, stimulating environment.				
Suitability - HS->Career Tech Ed-->Size The culinary arts lab meets approximately 60% of the size standard.				
Suitability - HS->Career Tech Ed-->Storage/Fixed Equip The culinary arts lab has 1 small kitchen area but no other specialized equipment or storage.				
Suitability - HS->Computer Labs-->Environment The computer labs have appropriate lighting levels but little else in the way of overall aesthetics.				
Suitability - HS->Computer Labs-->Size The computer labs meet approximately 55% of the size standard.				
Suitability - HS->Computer Labs-->Location 1 computer lab is in the center of the main building, the other next to the instructional classroom area.				
Suitability - HS->Computer Labs-->Storage/Fixed Equip The computer labs include sufficient student stations but no other built in equipment or storage.				
Suitability - HS->P.E.-->Environment The only physical education space is what can be utilized outside. There is no gymnasium, lockers, storage, etc.				
Suitability - HS->P.E.-->Size The only physical education space is what can be utilized outside. There is no gymnasium, lockers, storage, etc.				
Suitability - HS->P.E.-->Location The only physical education space is what can be utilized outside. There is no gymnasium, lockers, storage, etc.				
Suitability - HS->P.E.-->Storage/Fixed Equip The only physical education space is what can be utilized outside. There is no gymnasium, lockers, storage, etc.				
Suitability - HS->Performing Arts Palomar High has no performing arts space. A full auditorium is not called for but the program includes drama. A small performing space is warranted.				

Project #: 6281	County: Sweetwater Unified High S	Site #: 8
Project: Assessments 2014	Region: 1	Site: Palomar High
Grade Config: 10-12	Site Type: High	Site Size: 3.34

Suitability	Rating	Score	Possible Score	Percent Score
Suitability - HS->Performing Arts-->Environment				
Palomar High has no performing arts space. A full auditorium is not called for but the program includes drama. A small performing space is warranted.				
Suitability - HS->Performing Arts-->Size				
Palomar High has no performing arts space. A full auditorium is not called for but the program includes drama. A small performing space is warranted.				
Suitability - HS->Performing Arts-->Location				
Palomar High has no performing arts space. A full auditorium is not called for but the program includes drama. A small performing space is warranted.				
Suitability - HS->Performing Arts-->Storage/Fixed Equip				
Palomar High has no performing arts space. A full auditorium is not called for but the program includes drama. A small performing space is warranted.				
Suitability - HS->Media Center				
Palomar High has no media center.				
Suitability - HS->Media Center-->Environment				
Palomar High has no media center.				
Suitability - HS->Media Center-->Size				
Palomar High has no media center.				
Suitability - HS->Media Center-->Location				
Palomar High has no media center.				
Suitability - HS->Media Center-->Storage/Fixed Equip				
Palomar High has no media center.				
Suitability - HS->Counseling				
The counseling area is limited and shares space with other functions.				
Suitability - HS->Clinic				
The clinic generally meets all requirements. There is no restroom in the clinic but they are adjacent.				
Suitability - HS->Cafeteria				
The only cafeteria space is outside seating that is only adequate when students are spread around the campus.				
Suitability - HS->Food Service and Prep				
The food service area consists of a small serving space that opens directly outside.				
Suitability - HS->Outside-->Vehicular Traffic				
There is adequate parking but traffic routing is not separated.				
Suitability - HS->Outside-->Pedestrian Traffic				
There is no separation between pedestrian and other traffic.				
Suitability - HS->Outside-->Athletic Courts and Fields				
Palomar High has one small field and paved court to serve outside athletic court needs.				
Suitability - HS->Safety and Security-->Signage & Way Finding				
Entrance signage is adequate. Signage of individual spaces is lacking.				
Suitability - HS->Safety and Security-->Ease of Supervision				
The small size of the school allows for adequate supervision; however, there are multiple areas that can be hidden.				





## Suitability Report - Full

Project #: 6281	County: Sweetwater Unified High S	Site #: 28
Project: Assessments 2014	Region: 1	Site: Olympian High
Grade Config: 9-12	Site Type: High	Site Size: 50.43

Suitability	Rating	Score	Possible Score	Percent Score
<b>Suitability - HS</b>				
<b>Learning Environment</b>				
Learning Style Variety	Fair	3.25	5.00	65.00
Interior Environment	Good	1.60	2.00	80.00
Exterior Environment	Fair	0.98	1.50	65.00
<b>General Classrooms</b>				
Environment	Fair	2.54	3.90	65.00
Size	Excel	9.75	9.75	100.00
Location	Excel	2.93	2.93	100.00
Storage/Fixed Equip	Excel	2.93	2.93	100.00
<b>Self-Contained Special Ed</b>				
Environment	Excel	0.53	0.53	100.00
Size	Excel	1.33	1.33	100.00
Location	Excel	0.40	0.40	100.00
Storage/Fixed Equip	Excel	0.40	0.40	100.00
<b>Instructional Resource Rooms</b>				
Environment	(N/A)	0.00	0.00	0.00
Size	(N/A)	0.00	0.00	0.00
Location	(N/A)	0.00	0.00	0.00
Storage/Fixed Equip	(N/A)	0.00	0.00	0.00
<b>Science</b>				
Environment	Excel	0.83	0.83	100.00
Size	Excel	2.07	2.07	100.00
Location	Excel	0.62	0.62	100.00
Storage/Fixed Equip	Excel	0.62	0.62	100.00
<b>Music</b>				
Environment	Excel	0.59	0.59	100.00
Size	Excel	1.48	1.48	100.00
Location	Excel	0.45	0.45	100.00
Storage/Fixed Equip	Excel	0.45	0.45	100.00
<b>Art</b>				
Environment	Excel	0.67	0.67	100.00
Size	Excel	1.66	1.66	100.00
Location	Excel	0.50	0.50	100.00
Storage/Fixed Equip	Excel	0.50	0.50	100.00
<b>Career Tech Ed</b>				
Environment	Excel	1.71	1.71	100.00

Project #: 6281

County: Sweetwater Unified High S

Site #: 28

Project: Assessments 2014

Region: 1

Site: Olympian High

Grade Config: 9-12

Site Type: High


Site Size: 50.43

Suitability	Rating	Score	Possible Score	Percent Score
Size	Excel	4.27	4.27	100.00
Location	Excel	1.28	1.28	100.00
Storage/Fixed Equip	Excel	1.28	1.28	100.00
<b>Computer Labs</b>				
Environment	Excel	0.30	0.30	100.00
Size	Good	0.60	0.75	80.00
Location	Excel	0.23	0.23	100.00
Storage/Fixed Equip	Excel	0.23	0.23	100.00
<b>P.E.</b>				
Environment	Excel	2.40	2.40	100.00
Size	Excel	6.00	6.00	100.00
Location	Excel	1.80	1.80	100.00
Storage/Fixed Equip	Excel	1.80	1.80	100.00
<b>Performing Arts</b>				
Environment	Good	0.26	0.32	80.00
Size	Good	0.64	0.80	80.00
Location	Excel	0.24	0.24	100.00
Storage/Fixed Equip	Excel	0.24	0.24	100.00
<b>Media Center</b>				
Environment	Excel	0.84	0.84	100.00
Size	Excel	2.11	2.11	100.00
Location	Excel	0.63	0.63	100.00
Storage/Fixed Equip	Good	0.51	0.63	80.00
<b>Restrooms (Student)</b>	Excel	0.91	0.91	100.00
<b>Administration</b>	Excel	2.61	2.61	100.00
<b>Counseling</b>	Excel	0.76	0.76	100.00
<b>Clinic</b>	Excel	0.24	0.24	100.00
<b>Staff Lounge-WkRm</b>	Excel	0.71	0.71	100.00
<b>Cafeteria</b>	Fair	2.60	4.00	65.00
<b>Food Service and Prep</b>	Excel	5.11	5.11	100.00
<b>Custodial and Maintenance</b>	Excel	0.50	0.50	100.00
<b>Outside</b>				
Vehicular Traffic	Fair	0.65	1.00	65.00
Pedestrian Traffic	Fair	0.64	0.98	65.00
Parking	Excel	2.11	2.11	100.00
Athletic Courts and Fields	Excel	2.77	2.77	100.00
<b>Safety and Security</b>				
Fencing	Excel	0.85	0.85	100.00
Signage & Way Finding	Fair	0.65	1.00	65.00
Ease of Supervision	Poor	1.50	3.00	50.00
Controlled Entrances	Poor	0.25	0.50	50.00
<b>Total For Site:</b>		<b>87.27</b>	<b>96.01</b>	<b>90.90</b>

Comments

Project #: 6281	County: Sweetwater Unified High S	Site #: 28
Project: Assessments 2014	Region: 1	Site: Olympian High
Grade Config: 9-12	Site Type: High	Site Size: 50.43

Suitability	Rating	Score	Possible Score	Percent Score
Suitability - HS				
Olympian High School offers a comprehensive educational program for grades 9-12. The program is structured on the Academic Literacy Plan where academic readiness skills are emphasized. It also offers programs in medical terminology, video media and computer processing. The school has self-contained special education classes.				
Suitability - HS->Learning Environment-->Learning Style Variety				
There are a couple of classrooms with collapsible walls for flexibility, but most classrooms are traditional and do not support a variety of teaching and learning styles.				
Suitability - HS->Learning Environment-->Interior Environment				
While generally a positive environment, some classrooms are finished in all gray colors creating a monotone environment.				
Suitability - HS->Learning Environment-->Exterior Environment				
There are no outdoor labs but there are many inviting socializing spaces.				
Suitability - HS->General Classrooms-->Environment				
The traditionally configured classrooms do not support a variety of teaching and learning styles. Some classrooms have a monotone color scheme.				
Suitability - HS->Computer Labs-->Size				
The computer lab is 80% of the size standard.				
Suitability - HS->Performing Arts-->Environment				
The auditorium has a flat floor with moveable seating.				
Suitability - HS->Performing Arts-->Size				
Some of the support spaces, like green rooms, shop, storage do not meet the size standard.				
Suitability - HS->Media Center-->Storage/Fixed Equip				
The media center has tall book cases which impede visual supervision.				
Suitability - HS->Cafeteria				
The cafeteria is less than half the size standard.				
Suitability - HS->Outside-->Vehicular Traffic				
The central drop off area conflicts with pedestrian traffic.				
Suitability - HS->Outside-->Pedestrian Traffic				
Pedestrian traffic from the staff and student parking areas must cross the central drop off area.				
Suitability - HS->Safety and Security-->Signage & Way Finding				
There is no way-finding signage.				
Suitability - HS->Safety and Security-->Ease of Supervision				
The multi-building campus is a challenge to supervise.				
Suitability - HS->Safety and Security-->Controlled Entrances				
Entrances to the school buildings are not controlled.				



## Suitability Report - Full

Project #: 6281	County: Sweetwater Unified High S	Site #: 9
Project: Assessments 2014	Region: 1	Site: San Ysidro High
Grade Config: 9-12	Site Type: High	Site Size: 58.00

Suitability	Rating	Score	Possible Score	Percent Score
<b>Suitability - HS</b>				
<b>Learning Environment</b>				
Learning Style Variety	Excel	5.00	5.00	100.00
Interior Environment	Good	1.60	2.00	80.00
Exterior Environment	Excel	1.50	1.50	100.00
<b>General Classrooms</b>				
Environment	Good	3.12	3.90	80.00
Size	Good	7.80	9.75	80.00
Location	Excel	2.93	2.93	100.00
Storage/Fixed Equip	Fair	1.90	2.93	65.00
<b>Self-Contained Special Ed</b>				
Environment	Good	0.43	0.53	80.00
Size	Excel	1.33	1.33	100.00
Location	Excel	0.40	0.40	100.00
Storage/Fixed Equip	Excel	0.40	0.40	100.00
<b>Instructional Resource Rooms</b>				
Environment	Excel	0.80	0.80	100.00
Size	Excel	2.00	2.00	100.00
Location	Excel	0.60	0.60	100.00
Storage/Fixed Equip	Good	0.48	0.60	80.00
<b>Science</b>				
Environment	Excel	0.83	0.83	100.00
Size	Excel	2.07	2.07	100.00
Location	Excel	0.62	0.62	100.00
Storage/Fixed Equip	Excel	0.62	0.62	100.00
<b>Music</b>				
Environment	Good	0.48	0.59	80.00
Size	Good	1.19	1.48	80.00
Location	Excel	0.45	0.45	100.00
Storage/Fixed Equip	Excel	0.45	0.45	100.00
<b>Art</b>				
Environment	Excel	0.67	0.67	100.00
Size	Excel	1.66	1.66	100.00
Location	Excel	0.50	0.50	100.00
Storage/Fixed Equip	Excel	0.50	0.50	100.00
<b>Career Tech Ed</b>				
Environment	Good	1.37	1.71	80.00

Project #: 6281

County: Sweetwater Unified High S

Site #: 9

Project: Assessments 2014

Region: 1

Site: San Ysidro High

Grade Config: 9-12

Site Type: High

Site Size: 58.00

Suitability	Rating	Score	Possible Score	Percent Score
Size	Good	3.42	4.27	80.00
Location	Good	1.03	1.28	80.00
Storage/Fixed Equip	Good	1.03	1.28	80.00
<b>Computer Labs</b>				
Environment	Good	0.24	0.30	80.00
Size	Excel	0.75	0.75	100.00
Location	Excel	0.23	0.23	100.00
Storage/Fixed Equip	Good	0.18	0.23	80.00
<b>P.E.</b>				
Environment	Good	1.92	2.40	80.00
Size	Excel	6.00	6.00	100.00
Location	Excel	1.80	1.80	100.00
Storage/Fixed Equip	Good	1.44	1.80	80.00
<b>Performing Arts</b>				
Environment	Excel	0.32	0.32	100.00
Size	Fair	0.52	0.80	65.00
Location	Excel	0.24	0.24	100.00
Storage/Fixed Equip	Good	0.19	0.24	80.00
<b>Media Center</b>				
Environment	Excel	0.84	0.84	100.00
Size	Excel	2.11	2.11	100.00
Location	Excel	0.63	0.63	100.00
Storage/Fixed Equip	Good	0.51	0.63	80.00
<b>Restrooms (Student)</b>	Good	0.73	0.91	80.00
<b>Administration</b>	Excel	2.61	2.61	100.00
<b>Counseling</b>	Excel	0.76	0.76	100.00
<b>Clinic</b>	Excel	0.24	0.24	100.00
<b>Staff Lounge-WkRm</b>	Good	0.57	0.71	80.00
<b>Cafeteria</b>	Good	3.20	4.00	80.00
<b>Food Service and Prep</b>	Excel	5.11	5.11	100.00
<b>Custodial and Maintenance</b>	Good	0.40	0.50	80.00
<b>Outside</b>				
Vehicular Traffic	Good	0.80	1.00	80.00
Pedestrian Traffic	Good	0.78	0.98	80.00
Parking	Good	1.69	2.11	80.00
Athletic Courts and Fields	Good	2.21	2.77	80.00
<b>Safety and Security</b>				
Fencing	Excel	0.85	0.85	100.00
Signage & Way Finding	Good	0.80	1.00	80.00
Ease of Supervision	Good	2.40	3.00	80.00
Controlled Entrances	Good	0.40	0.50	80.00
<b>Total For Site:</b>		<b>88.60</b>	<b>100.00</b>	<b>88.60</b>

[Comments](#)

Project #: 6281

County: Sweetwater Unified High S

Site #: 9

Project: Assessments 2014

Region: 1

Site: San Ysidro High

Grade Config: 9-12

Site Type: High

Site Size: 58.00

Suitability	Rating	Score	Possible Score	Percent Score
<b>Suitability - HS</b>				
San Ysidro High School, opened in 2002, provides a comprehensive program for students in grades 9-12 from the surrounding area. The facility is arranged in a campus style.				
<b>Suitability - HS-&gt;General Classrooms--&gt;Size</b>				
Most general classrooms meet the size standard. 7 portables are used as general classrooms.				
<b>Suitability - HS-&gt;General Classrooms--&gt;Storage/Fixed Equip</b>				
Many general classrooms lack appropriate storage. Technology equipment is minimal.				
<b>Suitability - HS-&gt;Instructional Resource Rooms--&gt;Size</b>				
The resource space is located in a centralized area with staff offices and instructional space. Most resource services are provided in general classrooms.				
<b>Suitability - HS-&gt;Career Tech Ed</b>				
The career program at San Ysidro High School consists of a medical program space.				
<b>Suitability - HS-&gt;Performing Arts--&gt;Size</b>				
The auxiliary spaces all meet the size standards. The auditorium does not meet square footage or seating standards.				
<b>Suitability - HS-&gt;Cafeteria</b>				
The cafeteria space does not meet size standards. Most student dining is outside.				
<b>Suitability - HS-&gt;Outside--&gt;Parking</b>				
The amount of Parking is adequate. Access to some of the athletic fields is difficult.				



## Suitability Report - Full

Project #: 6281	County: Sweetwater Unified High S	Site #: 10
Project: Assessments 2014	Region: 1	Site: Southwest High
Grade Config: 9-12	Site Type: High	Site Size: 50.06

Suitability	Rating	Score	Possible Score	Percent Score
<b>Suitability - HS</b>				
<b>Learning Environment</b>				
Learning Style Variety	Fair	3.25	5.00	65.00
Interior Environment	Fair	1.30	2.00	65.00
Exterior Environment	Fair	0.98	1.50	65.00
<b>General Classrooms</b>				
Environment	Good	3.12	3.90	80.00
Size	Excel	9.75	9.75	100.00
Location	Good	2.34	2.93	80.00
Storage/Fixed Equip	Good	2.34	2.93	80.00
<b>Self-Contained Special Ed</b>				
Environment	Unsat	0.00	0.53	0.00
Size	Unsat	0.00	1.33	0.00
Location	Unsat	0.00	0.40	0.00
Storage/Fixed Equip	Unsat	0.00	0.40	0.00
<b>Instructional Resource Rooms</b>				
Environment	(N/A)	0.00	0.00	0.00
Size	(N/A)	0.00	0.00	0.00
Location	(N/A)	0.00	0.00	0.00
Storage/Fixed Equip	(N/A)	0.00	0.00	0.00
<b>Science</b>				
Environment	Good	0.66	0.83	80.00
Size	Excel	2.07	2.07	100.00
Location	Excel	0.62	0.62	100.00
Storage/Fixed Equip	Excel	0.62	0.62	100.00
<b>Music</b>				
Environment	Poor	0.30	0.59	50.00
Size	Good	1.19	1.48	80.00
Location	Poor	0.22	0.45	50.00
Storage/Fixed Equip	Fair	0.29	0.45	65.00
<b>Art</b>				
Environment	Good	0.53	0.67	80.00
Size	Excel	1.66	1.66	100.00
Location	Excel	0.50	0.50	100.00
Storage/Fixed Equip	Good	0.40	0.50	80.00
<b>Career Tech Ed</b>				
Environment	Good	1.37	1.71	80.00

Project #: 6281

County: Sweetwater Unified High S

Site #: 10

Project: Assessments 2014

Region: 1

Site: Southwest High

Grade Config: 9-12

Site Type: High

Site Size: 50.06

Suitability	Rating	Score	Possible Score	Percent Score
Size	Good	3.42	4.27	80.00
Location	Excel	1.28	1.28	100.00
Storage/Fixed Equip	Excel	1.28	1.28	100.00
<b>Computer Labs</b>				
Environment	Good	0.24	0.30	80.00
Size	Excel	0.75	0.75	100.00
Location	Excel	0.23	0.23	100.00
Storage/Fixed Equip	Excel	0.23	0.23	100.00
<b>P.E.</b>				
Environment	Fair	1.56	2.40	65.00
Size	Excel	6.00	6.00	100.00
Location	Excel	1.80	1.80	100.00
Storage/Fixed Equip	Excel	1.80	1.80	100.00
<b>Performing Arts</b>				
Environment	Poor	0.16	0.32	50.00
Size	Fair	0.52	0.80	65.00
Location	Excel	0.24	0.24	100.00
Storage/Fixed Equip	Poor	0.12	0.24	50.00
<b>Media Center</b>				
Environment	Excel	0.84	0.84	100.00
Size	Excel	2.11	2.11	100.00
Location	Fair	0.41	0.63	65.00
Storage/Fixed Equip	Good	0.51	0.63	80.00
<b>Restrooms (Student)</b>	Good	0.73	0.91	80.00
<b>Administration</b>	Poor	1.31	2.61	50.00
<b>Counseling</b>	Excel	0.76	0.76	100.00
<b>Clinic</b>	Fair	0.15	0.24	65.00
<b>Staff Lounge-WkRm</b>	Poor	0.36	0.71	50.00
<b>Cafeteria</b>	Fair	2.60	4.00	65.00
<b>Food Service and Prep</b>	Poor	2.55	5.11	50.00
<b>Custodial and Maintenance</b>	Poor	0.25	0.50	50.00
<b>Outside</b>				
Vehicular Traffic	Poor	0.50	1.00	50.00
Pedestrian Traffic	Good	0.78	0.98	80.00
Parking	Excel	2.11	2.11	100.00
Athletic Courts and Fields	Excel	2.77	2.77	100.00
<b>Safety and Security</b>				
Fencing	Excel	0.85	0.85	100.00
Signage & Way Finding	Fair	0.65	1.00	65.00
Ease of Supervision	Poor	1.50	3.00	50.00
Controlled Entrances	Poor	0.25	0.50	50.00
<b>Total For Site:</b>		<b>75.12</b>	<b>96.01</b>	<b>78.24</b>

Comments



Project #: <b>6281</b>	County: <b>Sweetwater Unified High S</b>	Site #: <b>10</b>
Project: <b>Assessments 2014</b>	Region: <b>1</b>	Site: <b>Southwest High</b>
Grade Config: <b>9-12</b>	Site Type: <b>High</b>	Site Size: <b>50.06</b>

Suitability	Rating	Score	Possible Score	Percent Score
Suitability - HS				
The Southwest High School provides a comprehensive educational program for grades 9-12. In addition, it has two career pathways in engineering and bio-medicine, and programs in automobile repair and culinary arts.				
Suitability - HS->Learning Environment-->Learning Style Variety				
The classrooms are not flexible and do not provide for a variety of learning and teaching styles.				
Suitability - HS->Learning Environment-->Interior Environment				
Many of the buildings are older, have well worn interior finishes, and uneven lighting.				
Suitability - HS->Learning Environment-->Exterior Environment				
There are no outdoor labs but there are a variety of socializing spaces.				
Suitability - HS->Self-Contained Special Ed-->Environment				
The self-contained special education classrooms are in portable buildings.				
Suitability - HS->Self-Contained Special Ed-->Size				
The self-contained special education classrooms are in portable buildings.				
Suitability - HS->Self-Contained Special Ed-->Location				
The self-contained special education classrooms are in portable buildings.				
Suitability - HS->Self-Contained Special Ed-->Storage/Fixed Equip				
The self-contained special education classrooms are in portable buildings.				
Suitability - HS->Music-->Environment				
The band room shows significant wear and soiling.				
Suitability - HS->Music-->Size				
The size of the band room is excellent but the practice and storage rooms are small.				
Suitability - HS->Music-->Location				
The band room is not near the performing arts space.				
Suitability - HS->Music-->Storage/Fixed Equip				
The storage space is small.				
Suitability - HS->Career Tech Ed-->Environment				
The CTE spaces are generally good with the exception of the Engineering spaces which are old industrial labs that are well worn. The engineering program needs a robotics shop.				
Suitability - HS->P.E.-->Environment				
The PE spaces are old, worn, and dimly lighted.				
Suitability - HS->Performing Arts-->Environment				
There is no auditorium. The multi-purpose room does not have a stage or any of the supporting spaces.				
Suitability - HS->Performing Arts-->Size				
The multi-purpose room only has capacity for 65% of the size standard.				
Suitability - HS->Performing Arts-->Storage/Fixed Equip				
The black box theater lacks storage and fixed equipment.				
Suitability - HS->Media Center-->Location				
The media center is not centrally located to the classrooms but is located for public access.				
Suitability - HS->Media Center-->Storage/Fixed Equip				
The media center has tall book cases which create a supervision obstacle.				
Suitability - HS->Administration				
The administration spaces are well worn and do not meet the size standards.				

Project #: 6281

County: Sweetwater Unified High S

Site #: 10

Project: Assessments 2014

Region: 1


Site: Southwest High

Grade Config: 9-12

Site Type: High

Site Size: 50.06

Suitability	Rating	Score	Possible Score	Percent Score
Suitability - HS->Clinic The clinic does not meet the size standard.				
Suitability - HS->Staff Lounge-WkRm The staff lounge is small, dingy, and only has one table.				
Suitability - HS->Cafeteria The cafeteria does not meet the size standard and is well worn				
Suitability - HS->Food Service and Prep The food service area shows significant signs of wear. The space does not meet the size standard.				
Suitability - HS->Custodial and Maintenance The custodial space does not meet the size standard and is not adjacent to a loading area. Many supplies are stored in shipping containers.				
Suitability - HS->Outside-->Vehicular Traffic There is no on-site student drop off area.				
Suitability - HS->Safety and Security-->Signage & Way Finding There is no way-finding signage.				
Suitability - HS->Safety and Security-->Ease of Supervision The campus has multiple buildings and is challenging to supervise.				
Suitability - HS->Safety and Security-->Controlled Entrances The administration area does not have a visual sight line on the main entrance.				



## Suitability Report - Full

Project #: 6281	County: Sweetwater Unified High S	Site #: 11
Project: Assessments 2014	Region: 1	Site: Sweetwater High
Grade Config: 9-12	Site Type: High	Site Size: 28.08

Suitability	Rating	Score	Possible Score	Percent Score
<b>Suitability - HS</b>				
<b>Learning Environment</b>				
Learning Style Variety	Fair	3.25	5.00	65.00
Interior Environment	Poor	1.00	2.00	50.00
Exterior Environment	Fair	0.98	1.50	65.00
<b>General Classrooms</b>				
Environment	Poor	1.95	3.90	50.00
Size	Good	7.80	9.75	80.00
Location	Good	2.34	2.93	80.00
Storage/Fixed Equip	Fair	1.90	2.93	65.00
<b>Self-Contained Special Ed</b>				
Environment	Poor	0.27	0.53	50.00
Size	Fair	0.87	1.33	65.00
Location	Fair	0.26	0.40	65.00
Storage/Fixed Equip	Poor	0.20	0.40	50.00
<b>Instructional Resource Rooms</b>				
Environment	Poor	0.40	0.80	50.00
Size	Good	1.60	2.00	80.00
Location	Good	0.48	0.60	80.00
Storage/Fixed Equip	Fair	0.39	0.60	65.00
<b>Science</b>				
Environment	Fair	0.54	0.83	65.00
Size	Fair	1.35	2.07	65.00
Location	Good	0.50	0.62	80.00
Storage/Fixed Equip	Good	0.50	0.62	80.00
<b>Music</b>				
Environment	Fair	0.39	0.59	65.00
Size	Fair	0.96	1.48	65.00
Location	Good	0.36	0.45	80.00
Storage/Fixed Equip	Fair	0.29	0.45	65.00
<b>Art</b>				
Environment	Fair	0.43	0.67	65.00
Size	Excel	1.66	1.66	100.00
Location	Good	0.40	0.50	80.00
Storage/Fixed Equip	Fair	0.32	0.50	65.00
<b>Career Tech Ed</b>				
Environment	Poor	0.85	1.71	50.00

Project #: 6281

County: Sweetwater Unified High S

Site #: 11

Project: Assessments 2014

Region: 1

Site: Sweetwater High

Grade Config: 9-12

Site Type: High

Site Size: 28.08

Suitability	Rating	Score	Possible Score	Percent Score
Size	Poor	2.14	4.27	50.00
Location	Good	1.03	1.28	80.00
Storage/Fixed Equip	Poor	0.64	1.28	50.00
<b>Computer Labs</b>				
Environment	Good	0.24	0.30	80.00
Size	Excel	0.75	0.75	100.00
Location	Good	0.18	0.23	80.00
Storage/Fixed Equip	Good	0.18	0.23	80.00
<b>P.E.</b>				
Environment	Good	1.92	2.40	80.00
Size	Excel	6.00	6.00	100.00
Location	Excel	1.80	1.80	100.00
Storage/Fixed Equip	Excel	1.80	1.80	100.00
<b>Performing Arts</b>				
Environment	Fair	0.21	0.32	65.00
Size	Good	0.64	0.80	80.00
Location	Good	0.19	0.24	80.00
Storage/Fixed Equip	Fair	0.16	0.24	65.00
<b>Media Center</b>				
Environment	Excel	0.84	0.84	100.00
Size	Excel	2.11	2.11	100.00
Location	Excel	0.63	0.63	100.00
Storage/Fixed Equip	Excel	0.63	0.63	100.00
<b>Restrooms (Student)</b>	Poor	0.46	0.91	50.00
<b>Administration</b>	Fair	1.70	2.61	65.00
<b>Counseling</b>	Fair	0.49	0.76	65.00
<b>Clinic</b>	Excel	0.24	0.24	100.00
<b>Staff Lounge-WkRm</b>	Fair	0.46	0.71	65.00
<b>Cafeteria</b>	Poor	2.00	4.00	50.00
<b>Food Service and Prep</b>	Poor	2.55	5.11	50.00
<b>Custodial and Maintenance</b>	Good	0.40	0.50	80.00
<b>Outside</b>				
Vehicular Traffic	Poor	0.50	1.00	50.00
Pedestrian Traffic	Fair	0.64	0.98	65.00
Parking	Fair	1.37	2.11	65.00
Athletic Courts and Fields	Excel	2.77	2.77	100.00
<b>Safety and Security</b>				
Fencing	Excel	0.85	0.85	100.00
Signage & Way Finding	Fair	0.65	1.00	65.00
Ease of Supervision	Poor	1.50	3.00	50.00
Controlled Entrances	Fair	0.33	0.50	65.00
<b>Total For Site:</b>		<b>71.21</b>	<b>100.00</b>	<b>71.21</b>

Comments

Project #: 6281

County: Sweetwater Unified High S

Site #: 11

Project: Assessments 2014

Region: 1

Site: Sweetwater High

Grade Config: 9-12

Site Type: High

Site Size: 28.08

**Suitability****Rating****Score****Possible  
Score****Percent  
Score****Suitability - HS**

Sweetwater High School is a large, multi-building campus serving students in grades 9 - 12. The school provides two career pathways: engineering/welding and healthcare.

**Suitability - HS->Learning Environment-->Learning Style Variety**

Some spaces at the school have moveable walls to allow flexibility in grouping patterns.

**Suitability - HS->Learning Environment-->Interior Environment**

Some areas of this school have been remodeled or upgraded. Other areas are dated and have poor lighting, occluded windows or missing window coverings, poor acoustics due to excessively high or low ceilings, or poor ventilation. Several buildings lack air conditioning.

**Suitability - HS->Learning Environment-->Exterior Environment**

The school has multiple outdoor areas for seating and socializing. There are no developed outdoor learning lab spaces.

**Suitability - HS->General Classrooms-->Environment**

Some areas of this school have been rebuilt, remodeled, or upgraded. Other areas are dated and have poor lighting, occluded windows or missing window coverings, poor acoustics due to excessively high or low ceilings, or poor ventilation. Several buildings lack air conditioning. Classrooms in the 100 building have issues with excessive air replacement, causing doors to whistle and be difficult to either open or close.

**Suitability - HS->General Classrooms-->Size**

The general classrooms in the new building meet the size standard. Classrooms in other sections meet approximately 80% of the size standard.

**Suitability - HS->General Classrooms-->Storage/Fixed Equip**

Some classrooms lack adequate permanent casework and appropriate student and teacher storage.

**Suitability - HS->Self-Contained Special Ed-->Environment**

There are three rooms used for self-contained special education. Two are located in an older, non-air conditioned single-story building that does not provide an inviting environment due to excessive heat, lack of space, and poor lighting. The other room is on the ground floor of the 100 building which has air conditioning, but is over-crowded and lacks basic life-skills facilities.

**Suitability - HS->Self-Contained Special Ed-->Size**

There are three self-contained special education rooms. None of them meet the size standard. They meet approximately 70% of the standard.

**Suitability - HS->Self-Contained Special Ed-->Location**

There are three self-contained special education rooms in the school. Two are located distant from other instructional spaces; one is in the 100 building.

**Suitability - HS->Self-Contained Special Ed-->Storage/Fixed Equip**

There are three self-contained special education rooms. Two rooms share one restroom that has a changing table, but no lift and no shower. Both rooms have a kitchenette area, but no dishwasher. The third room has no kitchenette and no restroom with changing space.

**Suitability - HS->Instructional Resource Rooms-->Environment**

Some areas of this school have been rebuilt, remodeled, or upgraded. Other areas are dated and have poor lighting, occluded windows or missing window coverings, poor acoustics due to excessively high or low ceilings, or poor ventilation. Several rooms lack air conditioning. Classrooms in the 100 building have issues with excessive air replacement, causing doors to whistle and be difficult to either open or close.

**Suitability - HS->Instructional Resource Rooms-->Storage/Fixed Equip**

Some instructional resource rooms lack adequate permanent casework for teacher and student storage.

Project #: <b>6281</b>	County: <b>Sweetwater Unified High S</b>	Site #: <b>11</b>
Project: <b>Assessments 2014</b>	Region: <b>1</b>	Site: <b>Sweetwater High</b>
Grade Config: <b>9-12</b>	Site Type: <b>High</b>	Site Size: <b>28.08</b>

Suitability	Rating	Score	Possible Score	Percent Score
Suitability - HS->Science-->Environment				
Science rooms are located in several different buildings. Some provide an inviting environment and have good lighting and air quality. Some science rooms are located in spaces that lack air conditioning and have inadequate lighting.				
Suitability - HS->Science-->Size				
Some science rooms meet the size standard. Others are too small and meet approximately 70% of the standard.				
Suitability - HS->Science-->Storage/Fixed Equip				
Most science rooms have access to storage space and appropriate safety equipment. Most have lab tables with adequate and appropriate water, gas, and data drops. One science room is a general education room that lacks water, lab furniture, storage, and all safety items.				
Suitability - HS->Music-->Environment				
There are three music rooms. The band room is cramped and has inadequate ventilation. The mariachi room used to serve as the girls' locker room. It has inadequate ventilation and acoustics. The choir room has inadequate lighting and ventilation.				
Suitability - HS->Music-->Size				
There are three music rooms. The band room meets approximately 85% of the size standard; the choir room meets approximately 65% of the standard. The room used for mariachi exceeds the size standard.				
Suitability - HS->Music-->Location				
The choir room is located next to a general classroom and there is inadequate acoustic separation between the two rooms.				
Suitability - HS->Music-->Storage/Fixed Equip				
The music rooms lack adequate storage for large instruments and for the music library. There is no sink in any of the classrooms.				
Suitability - HS->Art-->Environment				
The art room is poorly lighted.				
Suitability - HS->Art-->Storage/Fixed Equip				
There is only one art room. It has some permanent casework for teacher and student storage. There is also a small storage room with shelving. There is inadequate space for storage and display of student art work. There is no kiln and there are no clay traps on the sinks.				
Suitability - HS->Career Tech Ed				
This school has two career pathways: engineering/welding and health careers.				
Suitability - HS->Career Tech Ed-->Environment				
The engineering class is in a classroom that provides an inviting environment. The welding room is original to the school and is planned for replacement. The health and safety classrooms are in older wings, one of which lacks air conditioning.				
Suitability - HS->Career Tech Ed-->Size				
The engineering space meets approximately 80% of the size standard. The welding spaces are adequately sized. The health and safety spaces meet approximately 50% of the size standard				
Suitability - HS->Career Tech Ed-->Storage/Fixed Equip				
The health and safety classrooms lack adequate permanent casework and appropriate storage. The engineering room has a large storage room. The welding room is planned for replacement.				
Suitability - HS->Performing Arts-->Environment				
The auditorium has a large stage and raked floor to provide quality sight lines. However, there are no fixed seats and the seating is uncomfortable. The support spaces behind the stage are poorly arranged and don't meet the instructional needs of the program. The dance room is in an older section that lacks good lighting and ventilation. There is no black box theater or TV studio.				

Project #: 6281	County: Sweetwater Unified High S	Site #: 11
Project: Assessments 2014	Region: 1	Site: Sweetwater High
Grade Config: 9-12	Site Type: High	Site Size: 28.08

Suitability	Rating	Score	Possible Score	Percent Score
Suitability - HS->Performing Arts-->Size				
The auditorium seats 551. There is a large green room adjacent to the auditorium, but separate gender restrooms are small and not appropriate for dressing rooms. The dance room meets approximately 70% of the size standard, but has limited costume storage space.				
Suitability - HS->Performing Arts-->Storage/Fixed Equip				
There is no storage for the auditorium and drama classes. The large green room has no permanent casework for storage of costumes, props, or materials. The dance room has limited storage for costumes.				
Suitability - HS->Restrooms (Student)				
This school has multiple restrooms that are located across the campus. However, students tend to use the restrooms in the 100 building which are newer and provide urinal separation and more inviting spaces. Some of the old restrooms lack mirrors or towels and have persistent odors.				
Suitability - HS->Administration				
The administrative area is appropriately located at the main entrance, but across the entrance hall from the counseling and registration area. There is a separate entrance for the assistant principals, but the reception space is shared by discipline cases and new registrants. Teacher mailboxes are inappropriately located in a narrow hallway at the end of the administration area and adjacent to the assistant principals' offices.				
Suitability - HS->Counseling				
The counseling area provides appropriate spaces for individual and group activities, but the connecting hallway is narrow. The counseling area is located across the main foyer from the administration area.				
Suitability - HS->Staff Lounge-WkRm				
There is a workroom located on the first floor of the 100 building and lounges on each floor in that building. No other lounge or work spaces are located across the campus. The workroom is located next to the administrative offices and lacks a door to provide acoustic separation.				
Suitability - HS->Cafeteria				
The cafeteria is small for the student capacity. There is a small outdoor eating area, but it is covered with a moveable shield that does not provide appropriate sun or rain shelter.				
Suitability - HS->Food Service and Prep				
The food service area is original to the school. The space is cramped and inadequate for serving the number of students.				
Suitability - HS->Outside-->Vehicular Traffic				
There are special education buses that load in the circle at the front of the school where parking is allowed. There is an on-street parent loading area on a one-way street. This space is not adequate for the number of cars.				
Suitability - HS->Outside-->Pedestrian Traffic				
There is inadequate pedestrian support for crossing the street near the entrance to the school. There are sidewalks leading to the main entrance.				
Suitability - HS->Outside-->Parking				
There is a visitor parking area and two parking areas for staff. Student parking is limited and typically on-street.				
Suitability - HS->Safety and Security-->Signage & Way Finding				
There is a large school sign at the street and some large signs at the street to identify major spaces, but there are no way-finding signs on campus to direct the public. Each building and classroom is numbered, but few identify usage. There are no traffic signs to direct visitors to appropriate parking and none directing parents to the student drop off area.				
Suitability - HS->Safety and Security-->Ease of Supervision				
This is a very complex school with multiple individual buildings spread across a large campus. There are many hiding places, including under the stairs in the 100 building.				

Project #:	6281	County:	Sweetwater Unified High S	Site #:	11
Project:	Assessments 2014	Region:	1	Site:	Sweetwater High
Grade Config:	9-12	Site Type:	High	Site Size:	28.08

Suitability	Rating	Score	Possible Score	Percent Score
-------------	--------	-------	----------------	---------------

Suitability - HS->Safety and Security-->Controlled Entrances  
 The fences and gates funnel traffic to the main building, but there is no security vestibule or access control at the entrance.

DRAFT





## Suitability Report - Full

Project #: 6281	County: Sweetwater Unified High S	Site #: 23
Project: Assessments 2014	Region: 1	Site: Chula Vista Adult
Grade Config: Adult	Site Type: Adult	Site Size: 12.37

Suitability	Rating	Score	Possible Score	Percent Score
<b>Suitability - Career Tech</b>				
<b>Learning Environment</b>				
Learning Style Variety	Good	4.00	5.00	80.00
Interior Environment	Fair	1.30	2.00	65.00
Exterior Environment	Poor	0.75	1.50	50.00
<b>General Classrooms</b>				
Environment	Good	1.58	1.97	80.00
Size	Fair	3.20	4.93	65.00
Location	Excel	1.48	1.48	100.00
Storage/Fixed Equip	Fair	0.96	1.48	65.00
<b>Agriculture and Natural Resources</b>				
Environment	(N/A)	0.00	0.00	0.00
Size	(N/A)	0.00	0.00	0.00
Location	(N/A)	0.00	0.00	0.00
Storage\Fixed Equip.	(N/A)	0.00	0.00	0.00
<b>Business, Management, and Admin</b>				
Environment	Good	0.96	1.20	80.00
Size	Good	2.40	3.00	80.00
Location	Excel	0.90	0.90	100.00
Storage\Fixed Equip.	Good	0.72	0.90	80.00
<b>Tech Ed and Communications</b>				
Environment	(N/A)	0.00	0.00	0.00
Size	(N/A)	0.00	0.00	0.00
Location	(N/A)	0.00	0.00	0.00
Storage\Fixed Equip.	(N/A)	0.00	0.00	0.00
<b>Culinary</b>				
Environment	Good	1.12	1.40	80.00
Size	Poor	1.75	3.50	50.00
Location	Excel	1.05	1.05	100.00
Storage\Fixed Equip.	Fair	0.68	1.05	65.00
<b>Health Services</b>				
Environment	(N/A)	0.00	0.00	0.00
Size	(N/A)	0.00	0.00	0.00
Location	(N/A)	0.00	0.00	0.00
Storage\Fixed Equip.	(N/A)	0.00	0.00	0.00
<b>Construction Trades</b>				
Environment	Poor	0.70	1.40	50.00

Project #: 6281

County: Sweetwater Unified High S

Site #: 23

Project: Assessments 2014

Region: 1

Site: Chula Vista Adult

Grade Config: Adult

Site Type: Adult

Site Size: 12.37

Suitability	Rating	Score	Possible Score	Percent Score
Size	Fair	2.28	3.50	65.00
Location	Excel	1.05	1.05	100.00
Storage\Fixed Equip.	Fair	0.68	1.05	65.00
<b>Automotive Tech</b>				
Environment	(N/A)	0.00	0.00	0.00
Size	(N/A)	0.00	0.00	0.00
Location	(N/A)	0.00	0.00	0.00
Storage\Fixed Equip.	(N/A)	0.00	0.00	0.00
<b>Cosmetology</b>				
Environment	(N/A)	0.00	0.00	0.00
Size	(N/A)	0.00	0.00	0.00
Location	(N/A)	0.00	0.00	0.00
Storage\Fixed Equip.	(N/A)	0.00	0.00	0.00
<b>Computer Labs</b>				
Environment	Good	0.32	0.40	80.00
Size	Excel	1.00	1.00	100.00
Location	Excel	0.30	0.30	100.00
Storage\Fixed Equip	Excel	0.30	0.30	100.00
<b>P.E.</b>				
Environment	(N/A)	0.00	0.00	0.00
Size	(N/A)	0.00	0.00	0.00
Location	(N/A)	0.00	0.00	0.00
Storage\Fixed Equip	(N/A)	0.00	0.00	0.00
<b>Media Center</b>				
Environment	(N/A)	0.00	0.00	0.00
Size	(N/A)	0.00	0.00	0.00
Location	(N/A)	0.00	0.00	0.00
Storage\Fixed Equip	(N/A)	0.00	0.00	0.00
<b>Restrooms (Student)</b>	Good	0.73	0.91	80.00
<b>Administration</b>	Fair	1.48	2.27	65.00
<b>Counseling</b>	Excel	1.76	1.76	100.00
<b>Clinic</b>	(N/A)	0.00	0.00	0.00
<b>Staff Lounge-WkRm</b>	Fair	0.46	0.71	65.00
<b>Cafeteria</b>	(N/A)	0.00	0.00	0.00
<b>Food Service and Prep</b>	(N/A)	0.00	0.00	0.00
<b>Custodial and Maintenance</b>	Good	0.40	0.50	80.00
<b>Outside</b>				
Vehicular Traffic	Good	0.80	1.00	80.00
Pedestrian Traffic	Good	0.40	0.50	80.00
Parking	Poor	1.00	2.00	50.00
Athletic Courts and Fields	Poor	1.15	2.30	50.00
<b>Safety and Security</b>				
Fencing	Unsat	0.00	0.85	0.00
Signage & Way Finding	Fair	0.07	0.11	65.00
Ease of Supervision	Poor	1.00	2.00	50.00
Controlled Entrances	Unsat	0.00	0.50	0.00

Project #: <b>6281</b>	County: <b>Sweetwater Unified High S</b>	Site #: <b>23</b>
Project: <b>Assessments 2014</b>	Region: <b>1</b>	Site: <b>Chula Vista Adult</b>
Grade Config: <b>Adult</b>	Site Type: <b>Adult</b>	Site Size: <b>12.37</b>

Suitability	Rating	Score	Possible Score	Percent Score
<b>Total For Site:</b>		<b>38.72</b>	<b>55.76</b>	<b>69.45</b>

#### Comments

##### Suitability - Career Tech

The Chula Vista Adult School provides multiple programs to adults 18 years of age and older. High school age students who are concurrently enrolled in a high school may also take classes here. The programs include English as a Second Language, Adult Basic Education, ASE, and Career Technology Education (CTE). The CTE program offers classes in construction, medical assistants, and culinary arts. A high school alternative program (Portal), also uses the facilities. The combination of adult students with high school age students can cause a supervision

##### Suitability - Career Tech->Learning Environment-->Learning Style Variety

The typical classroom is large and would allow some flexibility except that the number of students is often also large.

##### Suitability - Career Tech->Learning Environment-->Interior Environment

The interior environment shows some wear and the HVAC systems are not always reliable. The classrooms are not always large enough for the number of students.

##### Suitability - Career Tech->Learning Environment-->Exterior Environment

The poor condition of the building exteriors, and the lack of a consistent architectural style, create a poor exterior environment.

##### Suitability - Career Tech->General Classrooms-->Size

While the general classrooms are typically large, the large class sizes can make the rooms crowded.

##### Suitability - Career Tech->General Classrooms-->Storage/Fixed Equip

Most classrooms lack appropriate technology.

##### Suitability - Career Tech->Culinary-->Size

The culinary arts space does not meet the size standard.

##### Suitability - Career Tech->Culinary-->Storage\Fixed Equip.

The culinary arts space lacks sufficient storage.

##### Suitability - Career Tech->Construction Trades-->Environment

The construction space is not all enclosed, thereby making some areas unusable in hot or cold weather. The space is not configured properly for the multiple programs that is houses.

##### Suitability - Career Tech->Construction Trades-->Size

While the space meets the size standard, it does not contain enough enclosed, conditioned space for the programs that it houses.

##### Suitability - Career Tech->Construction Trades-->Storage\Fixed Equip.

The construction space has insufficient storage.

##### Suitability - Career Tech->Administration

The administration are is a bit "tired" but functional.

##### Suitability - Career Tech->Staff Lounge-WkRm

The staff lounge-work rooms are "tired".

##### Suitability - Career Tech->Cafeteria

There is no enclosed cafeteria, only some outdoor eating areas, but this works for the school.

##### Suitability - Career Tech->Food Service and Prep

There is no food service space. The culinary arts program prepares and sells snacks and there is a private lunch truck that services the school.

Project #: 6281	County: Sweetwater Unified High S	Site #: 23
Project: Assessments 2014	Region: 1	Site: Chula Vista Adult
Grade Config: Adult	Site Type: Adult	Site Size: 12.37

Suitability	Rating	Score	Possible Score	Percent Score
<p>Suitability - Career Tech-&gt;Outside--&gt;Parking  There is insufficient on site parking which could create a safety issue for students who must park off campus in the evenings.</p> <p>Suitability - Career Tech-&gt;Outside--&gt;Athletic Courts and Fields  There is one paved area for the high school "Portal" students to play basketball. This is pretty inadequate.</p> <p>Suitability - Career Tech-&gt;Safety and Security--&gt;Fencing  There is insufficient fencing to control access to the site.</p> <p>Suitability - Career Tech-&gt;Safety and Security--&gt;Signage &amp; Way Finding  There is insufficient way-finding signage.</p> <p>Suitability - Career Tech-&gt;Safety and Security--&gt;Ease of Supervision  The split-level site with multiple buildings and no controlled perimeter make this a difficult site to supervise.</p> <p>Suitability - Career Tech-&gt;Safety and Security--&gt;Controlled Entrances  There are no controlled entrances to the site or to buildings.</p>				



## Suitability Report - Full

Project #: 6281	County: Sweetwater Unified High S	Site #: 25
Project: Assessments 2014	Region: 1	Site: Imperial Beach Adult
Grade Config: Adult	Site Type: Adult	Site Size: 0.17

Suitability	Rating	Score	Possible Score	Percent Score
<b>Suitability - HS</b>				
<b>Learning Environment</b>				
Learning Style Variety	Fair	3.25	5.00	65.00
Interior Environment	Good	1.60	2.00	80.00
Exterior Environment	Fair	0.98	1.50	65.00
<b>General Classrooms</b>				
Environment	Good	3.12	3.90	80.00
Size	Excel	9.75	9.75	100.00
Location	Good	2.34	2.93	80.00
Storage/Fixed Equip	Poor	1.46	2.93	50.00
<b>Self-Contained Special Ed</b>				
Environment	(N/A)	0.00	0.00	0.00
Size	(N/A)	0.00	0.00	0.00
Location	(N/A)	0.00	0.00	0.00
Storage/Fixed Equip	(N/A)	0.00	0.00	0.00
<b>Instructional Resource Rooms</b>				
Environment	(N/A)	0.00	0.00	0.00
Size	(N/A)	0.00	0.00	0.00
Location	(N/A)	0.00	0.00	0.00
Storage/Fixed Equip	(N/A)	0.00	0.00	0.00
<b>Science</b>				
Environment	(N/A)	0.00	0.00	0.00
Size	(N/A)	0.00	0.00	0.00
Location	(N/A)	0.00	0.00	0.00
Storage/Fixed Equip	(N/A)	0.00	0.00	0.00
<b>Music</b>				
Environment	(N/A)	0.00	0.00	0.00
Size	(N/A)	0.00	0.00	0.00
Location	(N/A)	0.00	0.00	0.00
Storage/Fixed Equip	(N/A)	0.00	0.00	0.00
<b>Art</b>				
Environment	(N/A)	0.00	0.00	0.00
Size	(N/A)	0.00	0.00	0.00
Location	(N/A)	0.00	0.00	0.00
Storage/Fixed Equip	(N/A)	0.00	0.00	0.00
<b>Career Tech Ed</b>				
Environment	(N/A)	0.00	0.00	0.00

Project #: 6281

County: Sweetwater Unified High S

Site #: 25

Project: Assessments 2014

Region: 1

Site: Imperial Beach Adult

Grade Config: Adult

Site Type: Adult

Site Size: 0.17

Suitability	Rating	Score	Possible Score	Percent Score
Size	(N/A)	0.00	0.00	0.00
Location	(N/A)	0.00	0.00	0.00
Storage/Fixed Equip	(N/A)	0.00	0.00	0.00
<b>Computer Labs</b>				
Environment	Good	0.24	0.30	80.00
Size	Excel	0.75	0.75	100.00
Location	Good	0.18	0.23	80.00
Storage/Fixed Equip	Poor	0.11	0.23	50.00
<b>P.E.</b>				
Environment	(N/A)	0.00	0.00	0.00
Size	(N/A)	0.00	0.00	0.00
Location	(N/A)	0.00	0.00	0.00
Storage/Fixed Equip	(N/A)	0.00	0.00	0.00
<b>Performing Arts</b>				
Environment	(N/A)	0.00	0.00	0.00
Size	(N/A)	0.00	0.00	0.00
Location	(N/A)	0.00	0.00	0.00
Storage/Fixed Equip	(N/A)	0.00	0.00	0.00
<b>Media Center</b>				
Environment	(N/A)	0.00	0.00	0.00
Size	(N/A)	0.00	0.00	0.00
Location	(N/A)	0.00	0.00	0.00
Storage/Fixed Equip	(N/A)	0.00	0.00	0.00
<b>Restrooms (Student)</b>	Fair	0.59	0.91	65.00
<b>Administration</b>	Fair	1.70	2.61	65.00
<b>Counseling</b>	(N/A)	0.00	0.00	0.00
<b>Clinic</b>	(N/A)	0.00	0.00	0.00
<b>Staff Lounge-WkRm</b>	Good	0.57	0.71	80.00
<b>Cafeteria</b>	(N/A)	0.00	0.00	0.00
<b>Food Service and Prep</b>	(N/A)	0.00	0.00	0.00
<b>Custodial and Maintenance</b>	Fair	0.33	0.50	65.00
<b>Outside</b>				
Vehicular Traffic	(N/A)	0.00	0.00	0.00
Pedestrian Traffic	Good	0.78	0.98	80.00
Parking	Poor	1.05	2.11	50.00
Athletic Courts and Fields	(N/A)	0.00	0.00	0.00
<b>Safety and Security</b>				
Fencing	Fair	0.55	0.85	65.00
Signage & Way Finding	Good	0.80	1.00	80.00
Ease of Supervision	Good	2.40	3.00	80.00
Controlled Entrances	Good	0.40	0.50	80.00
<b>Total For Site:</b>		<b>32.95</b>	<b>42.67</b>	<b>77.23</b>

Comments

Project #: <b>6281</b>	County: <b>Sweetwater Unified High S</b>	Site #: <b>25</b>
Project: <b>Assessments 2014</b>	Region: <b>1</b>	Site: <b>Imperial Beach Adult</b>
Grade Config: <b>Adult</b>	Site Type: <b>Adult</b>	Site Size: <b>0.17</b>

Suitability	Rating	Score	Possible Score	Percent Score
Suitability - HS				
Imperial Beach Adult School provides services for adult students in the Imperial Beach / South San Diego areas. The facility consists of 5 classrooms, 2 offices, and a break room located on the upper level with parking on the street level.				
Suitability - HS->Learning Environment-->Learning Style Variety				
The classrooms are used for multiple purposes but consist only of spaces designed as general classrooms.				
Suitability - HS->Learning Environment-->Exterior Environment				
There is a small outdoor patio but little else.				
Suitability - HS->General Classrooms-->Storage/Fixed Equip				
Classrooms have no permanent casework or storage. There is adequate technology equipment.				
Suitability - HS->Computer Labs-->Storage/Fixed Equip				
The computer lab has student work stations but no permanent casework or storage.				
Suitability - HS->Restrooms (Student)				
There are two student restrooms. There is no dedicated restroom for the parent education class that includes small children and infants.				
Suitability - HS->Administration				
The facility has two offices. There is no conference area and storage is minimal.				
Suitability - HS->Custodial and Maintenance				
The main custodial area is on the ground level, inconvenient to the instructional spaces. There is one small custodial space on the second level, however an unoccupied office is being used as the primary custodial storage space.				
Suitability - HS->Outside-->Parking				
There is minimal parking in the street level garage. Many students/staff utilize a doctor office parking next door or park on the street.				
Suitability - HS->Safety and Security-->Fencing				
The site is fenced but there is open access to the garage.				



## Suitability Report - Full

Project #: 6281	County: Sweetwater Unified High S	Site #: 30
Project: Assessments 2014	Region: 1	Site: National City Adult
Grade Config: Adult	Site Type: Adult	Site Size: 2.00

Suitability	Rating	Score	Possible Score	Percent Score
<b>Suitability - Career Tech</b>				
<b>Learning Environment</b>				
Learning Style Variety	Good	4.00	5.00	80.00
Interior Environment	Good	1.60	2.00	80.00
Exterior Environment	Good	1.20	1.50	80.00
<b>General Classrooms</b>				
Environment	Good	1.58	1.97	80.00
Size	Excel	4.93	4.93	100.00
Location	Excel	1.48	1.48	100.00
Storage/Fixed Equip	Fair	0.96	1.48	65.00
<b>Agriculture and Natural Resources</b>				
Environment	(N/A)	0.00	0.00	0.00
Size	(N/A)	0.00	0.00	0.00
Location	(N/A)	0.00	0.00	0.00
Storage\Fixed Equip.	(N/A)	0.00	0.00	0.00
<b>Business, Management, and Admin</b>				
Environment	(N/A)	0.00	0.00	0.00
Size	(N/A)	0.00	0.00	0.00
Location	(N/A)	0.00	0.00	0.00
Storage\Fixed Equip.	(N/A)	0.00	0.00	0.00
<b>Tech Ed and Communications</b>				
Environment	Good	0.80	1.00	80.00
Size	Excel	2.50	2.50	100.00
Location	Excel	0.75	0.75	100.00
Storage\Fixed Equip.	Good	0.60	0.75	80.00
<b>Culinary</b>				
Environment	Excel	1.40	1.40	100.00
Size	Excel	3.50	3.50	100.00
Location	Excel	1.05	1.05	100.00
Storage\Fixed Equip.	Fair	0.68	1.05	65.00
<b>Health Services</b>				
Environment	Good	0.96	1.20	80.00
Size	Excel	3.00	3.00	100.00
Location	Excel	0.90	0.90	100.00
Storage\Fixed Equip.	Excel	0.90	0.90	100.00
<b>Construction Trades</b>				
Environment	(N/A)	0.00	0.00	0.00



Project #: 6281

County: Sweetwater Unified High S

Site #: 30

Project: Assessments 2014

Region: 1

Site: National City Adult

Grade Config: Adult

Site Type: Adult

Site Size: 2.00

Suitability	Rating	Score	Possible Score	Percent Score
Size	(N/A)	0.00	0.00	0.00
Location	(N/A)	0.00	0.00	0.00
Storage\Fixed Equip.	(N/A)	0.00	0.00	0.00
<b>Automotive Tech</b>				
Environment	(N/A)	0.00	0.00	0.00
Size	(N/A)	0.00	0.00	0.00
Location	(N/A)	0.00	0.00	0.00
Storage\Fixed Equip.	(N/A)	0.00	0.00	0.00
<b>Cosmetology</b>				
Environment	(N/A)	0.00	0.00	0.00
Size	(N/A)	0.00	0.00	0.00
Location	(N/A)	0.00	0.00	0.00
Storage\Fixed Equip.	(N/A)	0.00	0.00	0.00
<b>Computer Labs</b>				
Environment	Good	0.32	0.40	80.00
Size	Excel	1.00	1.00	100.00
Location	Excel	0.30	0.30	100.00
Storage/Fixed Equip	Good	0.24	0.30	80.00
<b>P.E.</b>				
Environment	(N/A)	0.00	0.00	0.00
Size	(N/A)	0.00	0.00	0.00
Location	(N/A)	0.00	0.00	0.00
Storage/Fixed Equip	(N/A)	0.00	0.00	0.00
<b>Media Center</b>				
Environment	(N/A)	0.00	0.00	0.00
Size	(N/A)	0.00	0.00	0.00
Location	(N/A)	0.00	0.00	0.00
Storage/Fixed Equip	(N/A)	0.00	0.00	0.00
<b>Restrooms (Student)</b>	Good	0.73	0.91	80.00
<b>Administration</b>	Good	1.82	2.27	80.00
<b>Counseling</b>	Good	1.41	1.76	80.00
<b>Clinic</b>	(N/A)	0.00	0.00	0.00
<b>Staff Lounge-WkRm</b>	Good	0.57	0.71	80.00
<b>Cafeteria</b>	(N/A)	0.00	0.00	0.00
<b>Food Service and Prep</b>	(N/A)	0.00	0.00	0.00
<b>Custodial and Maintenance</b>	Fair	0.33	0.50	65.00
<b>Outside</b>				
Vehicular Traffic	Good	0.80	1.00	80.00
Pedestrian Traffic	Fair	0.33	0.50	65.00
Parking	Fair	1.30	2.00	65.00
Athletic Courts and Fields	(N/A)	0.00	0.00	0.00
<b>Safety and Security</b>				
Fencing	Poor	0.42	0.85	50.00
Signage & Way Finding	Poor	0.05	0.11	50.00
Ease of Supervision	Poor	1.00	2.00	50.00
Controlled Entrances	Unsat	0.00	0.50	0.00

Project #: 6281

County: Sweetwater Unified High S

Site #: 30

Project: Assessments 2014

Region: 1

Site: National City Adult

Grade Config: Adult

Site Type: Adult

Site Size: 2.00

Suitability	Rating	Score	Possible Score	Percent Score
Total For Site:		43.40	51.46	84.33

Comments

## Suitability - Career Tech

The National City Adult School offers programs for adults aged 18 and above. The programs include ESL, ABE, and CTE courses including computer networking, culinary arts, and medical disciplines.

## Suitability - Career Tech-&gt;Learning Environment--&gt;Interior Environment

With the exception of some very soiled carpet the interior environments are good.

## Suitability - Career Tech-&gt;General Classrooms--&gt;Storage/Fixed Equip

The general classrooms could use more IT equipment for teaching.

## Suitability - Career Tech-&gt;Culinary--&gt;Storage\Fixed Equip.

The culinary arts space could use more cooking equipment and storage.

## Suitability - Career Tech-&gt;Custodial and Maintenance

There is not a custodial closet on each floor.

## Suitability - Career Tech-&gt;Outside--&gt;Pedestrian Traffic

The configuration of the campus invites trolley riders (there is a trolley station nearby) to pass through the campus. This can present problems for safety and security.

## Suitability - Career Tech-&gt;Outside--&gt;Parking

At times, additional parking is needed.

## Suitability - Career Tech-&gt;Safety and Security--&gt;Fencing

The campus is not completely fenced.

## Suitability - Career Tech-&gt;Safety and Security--&gt;Signage &amp; Way Finding

There is insufficient way-finding and room signage.

## Suitability - Career Tech-&gt;Safety and Security--&gt;Ease of Supervision

The three story building has a open parking garage on the first level which is difficult to supervise.

## Suitability - Career Tech-&gt;Safety and Security--&gt;Controlled Entrances

There are no controlled entrances.



## Suitability Report - Full

Project #: 6281	County: Sweetwater Unified High S	Site #: 24
Project: Assessments 2014	Region: 1	Site: San Ysidro Adult
Grade Config: Adult	Site Type: Adult	Site Size: 6.05

Suitability	Rating	Score	Possible Score	Percent Score
<b>Suitability - HS</b>				
<b>Learning Environment</b>				
Learning Style Variety	Fair	3.25	5.00	65.00
Interior Environment	Good	1.60	2.00	80.00
Exterior Environment	Excel	1.50	1.50	100.00
<b>General Classrooms</b>				
Environment	Good	3.12	3.90	80.00
Size	Excel	9.75	9.75	100.00
Location	Good	2.34	2.93	80.00
Storage/Fixed Equip	Good	2.34	2.93	80.00
<b>Self-Contained Special Ed</b>				
Environment	(N/A)	0.00	0.00	0.00
Size	(N/A)	0.00	0.00	0.00
Location	(N/A)	0.00	0.00	0.00
Storage/Fixed Equip	(N/A)	0.00	0.00	0.00
<b>Instructional Resource Rooms</b>				
Environment	(N/A)	0.00	0.00	0.00
Size	(N/A)	0.00	0.00	0.00
Location	(N/A)	0.00	0.00	0.00
Storage/Fixed Equip	(N/A)	0.00	0.00	0.00
<b>Science</b>				
Environment	(N/A)	0.00	0.00	0.00
Size	(N/A)	0.00	0.00	0.00
Location	(N/A)	0.00	0.00	0.00
Storage/Fixed Equip	(N/A)	0.00	0.00	0.00
<b>Music</b>				
Environment	(N/A)	0.00	0.00	0.00
Size	(N/A)	0.00	0.00	0.00
Location	(N/A)	0.00	0.00	0.00
Storage/Fixed Equip	(N/A)	0.00	0.00	0.00
<b>Art</b>				
Environment	(N/A)	0.00	0.00	0.00
Size	(N/A)	0.00	0.00	0.00
Location	(N/A)	0.00	0.00	0.00
Storage/Fixed Equip	(N/A)	0.00	0.00	0.00
<b>Career Tech Ed</b>				
Environment	Fair	1.11	1.71	65.00

Project #: 6281

County: Sweetwater Unified High S

Site #: 24

Project: Assessments 2014

Region: 1

Site: San Ysidro Adult

Grade Config: Adult

Site Type: Adult

Site Size: 6.05

Suitability	Rating	Score	Possible Score	Percent Score
Size	Excel	4.27	4.27	100.00
Location	Good	1.03	1.28	80.00
Storage/Fixed Equip	Fair	0.83	1.28	65.00
<b>Computer Labs</b>				
Environment	Good	0.24	0.30	80.00
Size	Excel	0.75	0.75	100.00
Location	Good	0.18	0.23	80.00
Storage/Fixed Equip	Good	0.18	0.23	80.00
<b>P.E.</b>				
Environment	(N/A)	0.00	0.00	0.00
Size	(N/A)	0.00	0.00	0.00
Location	(N/A)	0.00	0.00	0.00
Storage/Fixed Equip	(N/A)	0.00	0.00	0.00
<b>Performing Arts</b>				
Environment	(N/A)	0.00	0.00	0.00
Size	(N/A)	0.00	0.00	0.00
Location	(N/A)	0.00	0.00	0.00
Storage/Fixed Equip	(N/A)	0.00	0.00	0.00
<b>Media Center</b>				
Environment	(N/A)	0.00	0.00	0.00
Size	(N/A)	0.00	0.00	0.00
Location	(N/A)	0.00	0.00	0.00
Storage/Fixed Equip	(N/A)	0.00	0.00	0.00
<b>Restrooms (Student)</b>	Good	0.73	0.91	80.00
<b>Administration</b>	Fair	1.70	2.61	65.00
<b>Counseling</b>	Good	0.61	0.76	80.00
<b>Clinic</b>	(N/A)	0.00	0.00	0.00
<b>Staff Lounge-WkRm</b>	Poor	0.36	0.71	50.00
<b>Cafeteria</b>	(N/A)	0.00	0.00	0.00
<b>Food Service and Prep</b>	(N/A)	0.00	0.00	0.00
<b>Custodial and Maintenance</b>	Good	0.40	0.50	80.00
<b>Outside</b>				
Vehicular Traffic	Good	0.80	1.00	80.00
Pedestrian Traffic	Good	0.78	0.98	80.00
Parking	Excel	2.11	2.11	100.00
Athletic Courts and Fields	(N/A)	0.00	0.00	0.00
<b>Safety and Security</b>				
Fencing	Fair	0.55	0.85	65.00
Signage & Way Finding	Poor	0.50	1.00	50.00
Ease of Supervision	Good	2.40	3.00	80.00
Controlled Entrances	Poor	0.25	0.50	50.00
<b>Total For Site:</b>		<b>43.67</b>	<b>52.97</b>	<b>82.45</b>

Comments

Project #: 6281	County: Sweetwater Unified High S	Site #: 24
Project: Assessments 2014	Region: 1	Site: San Ysidro Adult
Grade Config: Adult	Site Type: Adult	Site Size: 6.05

Suitability	Rating	Score	Possible Score	Percent Score
<p>Suitability - HS</p> <p>San Ysidro Adult School is a campus environment that includes general classrooms, computer labs, and 2 career programs (Medical / Pastry).</p> <p>Suitability - HS-&gt;Learning Environment--&gt;Learning Style Variety</p> <p>Most spaces are large enough to be used for a variety of instructional use but all are configured as general classroom space.</p> <p>Suitability - HS-&gt;Career Tech Ed--&gt;Environment</p> <p>The two career spaces (medical / pastry) are essentially general classroom spaces with specialized equipment added. The Pastry classroom does have a built in sink and projection system.</p> <p>Suitability - HS-&gt;Career Tech Ed--&gt;Storage/Fixed Equip</p> <p>The two career spaces have some built in equipment but most is portable.</p> <p>Suitability - HS-&gt;Administration</p> <p>The administrative area includes most space requirements. The location is at the far end of the facility away from the parking and entrance.</p> <p>Suitability - HS-&gt;Staff Lounge-WkRm</p> <p>The staff lounge is located away from the core of the building, is small, and has no restrooms.</p> <p>Suitability - HS-&gt;Safety and Security--&gt;Fencing</p> <p>The facility is fenced but there is unsupervised access.</p> <p>Suitability - HS-&gt;Safety and Security--&gt;Signage &amp; Way Finding</p> <p>The entrance to the school is at the far end of the classrooms. It is difficult to find specific spaces.</p> <p>Suitability - HS-&gt;Safety and Security--&gt;Controlled Entrances</p> <p>There is minimal control of the public entrance. The office is located at the far end of the site, away from the entrance.</p>				

## Appendix C – Technology Readiness Summary

The following charts provide a summary of the technology readiness scoring for each campus at SUHSD.



### Technology Readiness Report - Full

Project #: 6281	County: Sweetwater Unified High	Site #: 12
Project: Assessments 2014	Region: 1	Site: Bonita Vista Middle

Technology Readiness	Rating	Score	Possible Score	Percent Score
<b>Technology Readiness</b>				
Comm\IT Equipment Environment	Good	15.00	15.00	100.00
Electrical Power	Fair	5.00	10.00	50.00
Cooling	Fair	5.00	10.00	50.00
Equity of Access	Good	10.00	10.00	100.00
LAN Connectivity	Good	15.00	15.00	100.00
WAN Backbone	Good	10.00	10.00	100.00
LAN-WAN Performance	Good	10.00	10.00	100.00
Video Distribution	Unsat	0.00	5.00	0.00
Voice Distribution	Good	5.00	5.00	100.00
Faculty & Staff Technology	Good	10.00	10.00	100.00
<b>Total For Site:</b>		<b>85.00</b>	<b>100.00</b>	<b>85.00</b>

#### Comments

##### Technology Readiness->Electrical Power

Some instructional spaces in the older section of the school lack an appropriate number of electrical outlets. In the converted shop space the electrical connections are overhead.

##### Technology Readiness->Cooling

A number of instructional spaces do not have cooling.

##### Technology Readiness->Video Distribution

Bonita Vista Middle School lacks a video distribution system.



## Technology Readiness Report - Full

Project #: 6281	County: Sweetwater Unified High	Site #: 13
Project: Assessments 2014	Region: 1	Site: Castle Park Middle

Technology Readiness	Rating	Score	Possible Score	Percent Score
<b>Technology Readiness</b>				
Comm\IT Equipment Environment	Good	15.00	15.00	100.00
Electrical Power	Fair	5.00	10.00	50.00
Cooling	Good	10.00	10.00	100.00
Equity of Access	Fair	6.70	10.00	67.00
LAN Connectivity	Good	15.00	15.00	100.00
WAN Backbone	Good	10.00	10.00	100.00
LAN-WAN Performance	Good	10.00	10.00	100.00
Video Distribution	Unsat	0.00	5.00	0.00
Voice Distribution	Good	5.00	5.00	100.00
Faculty & Staff Technology	Good	10.00	10.00	100.00
<b>Total For Site:</b>		<b>86.70</b>	<b>100.00</b>	<b>86.70</b>

### Comments

Technology Readiness->Electrical Power  
Some rooms require power strips.

Technology Readiness->Equity of Access  
The cafeteria lacks sufficient network access for the after school program.

Technology Readiness->Video Distribution  
There is no video distribution system.



## Technology Readiness Report - Full

Project #: 6281	County: Sweetwater Unified High	Site #: 14
Project: Assessments 2014	Region: 1	Site: Chula Vista Middle

Technology Readiness	Rating	Score	Possible Score	Percent Score
<b>Technology Readiness</b>				
Comm/IT Equipment Environment	Good	15.00	15.00	100.00
Electrical Power	Fair	5.00	10.00	50.00
Cooling	Good	10.00	10.00	100.00
Equity of Access	Good	10.00	10.00	100.00
LAN Connectivity	Good	15.00	15.00	100.00
WAN Backbone	Good	10.00	10.00	100.00
LAN-WAN Performance	Good	10.00	10.00	100.00
Video Distribution	Good	5.00	5.00	100.00
Voice Distribution	Good	5.00	5.00	100.00
Faculty & Staff Technology	Good	10.00	10.00	100.00
<b>Total For Site:</b>		<b>95.00</b>	<b>100.00</b>	<b>95.00</b>

### Comments

Technology Readiness->Electrical Power

The classrooms have adequate power. The media center lacks charging stations in both the instructional area and the office.





## Technology Readiness Report - Full

Project #: <b>6281</b>	County: <b>Sweetwater Unified High</b>	Site #: <b>15</b>
Project: <b>Assessments 2014</b>	Region: <b>1</b>	Site: <b>Eastlake Middle</b>

Technology Readiness	Rating	Score	Possible Score	Percent Score
<b>Technology Readiness</b>				
Comm\IT Equipment Environment	Good	15.00	15.00	100.00
Electrical Power	Good	10.00	10.00	100.00
Cooling	Good	10.00	10.00	100.00
Equity of Access	Good	10.00	10.00	100.00
LAN Connectivity	Good	15.00	15.00	100.00
WAN Backbone	Good	10.00	10.00	100.00
LAN-WAN Performance	Good	10.00	10.00	100.00
Video Distribution	Good	5.00	5.00	100.00
Voice Distribution	Good	5.00	5.00	100.00
Faculty & Staff Technology	Good	10.00	10.00	100.00
<b>Total For Site:</b>		<b>100.00</b>	<b>100.00</b>	<b>100.00</b>

### Comments



## Technology Readiness Report - Full

Project #: 6281	County: Sweetwater Unified High	Site #: 17
Project: Assessments 2014	Region: 1	Site: Hilltop Middle

Technology Readiness	Rating	Score	Possible Score	Percent Score
<b>Technology Readiness</b>				
Comm\IT Equipment Environment	Fair	7.50	15.00	50.00
Electrical Power	Fair	5.00	10.00	50.00
Cooling	Unsat	0.00	10.00	0.00
Equity of Access	Good	10.00	10.00	100.00
LAN Connectivity	Good	15.00	15.00	100.00
WAN Backbone	Good	10.00	10.00	100.00
LAN-WAN Performance	Good	10.00	10.00	100.00
Video Distribution	Good	5.00	5.00	100.00
Voice Distribution	Good	5.00	5.00	100.00
Faculty & Staff Technology	Good	10.00	10.00	100.00
<b>Total For Site:</b>		<b>77.50</b>	<b>100.00</b>	<b>77.50</b>

### Comments

#### Technology Readiness->Comm\IT Equipment Environment

The MDF room is adequate and some of the school's IDF rooms are appropriately located and cooled. However, in the older, un-remodeled portions of the school, they are not appropriately located and cooled.

#### Technology Readiness->Electrical Power

The spaces that have been remodeled have adequate electrical power. The other spaces do not.

#### Technology Readiness->Cooling

There are two computer labs. Both areas lack adequate cooling.



## Technology Readiness Report - Full

Project #: 6281	County: Sweetwater Unified High	Site #: 16
Project: Assessments 2014	Region: 1	Site: Granger Junior High

Technology Readiness	Rating	Score	Possible Score	Percent Score
<b>Technology Readiness</b>				
Comm\IT Equipment Environment	Fair	7.50	15.00	50.00
Electrical Power	Good	10.00	10.00	100.00
Cooling	Good	10.00	10.00	100.00
Equity of Access	Good	10.00	10.00	100.00
LAN Connectivity	Good	15.00	15.00	100.00
WAN Backbone	Good	10.00	10.00	100.00
LAN-WAN Performance	Good	10.00	10.00	100.00
Video Distribution	Good	5.00	5.00	100.00
Voice Distribution	Good	5.00	5.00	100.00
Faculty & Staff Technology	Good	10.00	10.00	100.00
<b>Total For Site:</b>		<b>92.50</b>	<b>100.00</b>	<b>92.50</b>

### Comments

Technology Readiness->Comm\IT Equipment Environment

The MDF room is large enough and adequately cooled. Some other IDF sites are in classrooms or non-conditioned cabinets.



## Technology Readiness Report - Full

Project #: 6281	County: Sweetwater Unified High	Site #: 18
Project: Assessments 2014	Region: 1	Site: Mar Vista Middle

Technology Readiness	Rating	Score	Possible Score	Percent Score
<b>Technology Readiness</b>				
Comm\IT Equipment Environment	Good	15.00	15.00	100.00
Electrical Power	Good	10.00	10.00	100.00
Cooling	Fair	5.00	10.00	50.00
Equity of Access	Good	10.00	10.00	100.00
LAN Connectivity	Good	15.00	15.00	100.00
WAN Backbone	Good	10.00	10.00	100.00
LAN-WAN Performance	Good	10.00	10.00	100.00
Video Distribution	Unsat	0.00	5.00	0.00
Voice Distribution	Good	5.00	5.00	100.00
Faculty & Staff Technology	Good	10.00	10.00	100.00
<b>Total For Site:</b>		<b>90.00</b>	<b>100.00</b>	<b>90.00</b>

### Comments

Technology Readiness->Cooling  
Some rooms are not sufficiently cooled in warm months.

Technology Readiness->Video Distribution  
There is no video distribution system.



## Technology Readiness Report - Full

Project #: 6281	County: Sweetwater Unified High	Site #: 20
Project: Assessments 2014	Region: 1	Site: National City Middle

Technology Readiness	Rating	Score	Possible Score	Percent Score
<b>Technology Readiness</b>				
Comm\IT Equipment Environment	Fair	7.50	15.00	50.00
Electrical Power	Fair	5.00	10.00	50.00
Cooling	Fair	5.00	10.00	50.00
Equity of Access	Good	10.00	10.00	100.00
LAN Connectivity	Good	15.00	15.00	100.00
WAN Backbone	Good	10.00	10.00	100.00
LAN-WAN Performance	Good	10.00	10.00	100.00
Video Distribution	Good	5.00	5.00	100.00
Voice Distribution	Good	5.00	5.00	100.00
Faculty & Staff Technology	Good	10.00	10.00	100.00
<b>Total For Site:</b>		<b>82.50</b>	<b>100.00</b>	<b>82.50</b>

### Comments

Technology Readiness->Comm\IT Equipment Environment

Some of the IDF spaces are rooms that meet the standard. Other equipment is located in closets or inappropriate, uncooled areas.

Technology Readiness->Electrical Power

Updated classrooms have adequate electrical outlets. Classrooms in the 100 wing do not. The media center does not have adequate charging in either the instructional area or the office area.

Technology Readiness->Cooling

Some of the IDF spaces are adequately cooled.



## Technology Readiness Report - Full

Project #: 6281	County: Sweetwater Unified High	Site #: 19
Project: Assessments 2014	Region: 1	Site: Montgomery Middle

Technology Readiness	Rating	Score	Possible Score	Percent Score
<b>Technology Readiness</b>				
Comm\IT Equipment Environment	Good	15.00	15.00	100.00
Electrical Power	Good	10.00	10.00	100.00
Cooling	Good	10.00	10.00	100.00
Equity of Access	Good	10.00	10.00	100.00
LAN Connectivity	Good	15.00	15.00	100.00
WAN Backbone	Good	10.00	10.00	100.00
LAN-WAN Performance	Good	10.00	10.00	100.00
Video Distribution	Good	5.00	5.00	100.00
Voice Distribution	Good	5.00	5.00	100.00
Faculty & Staff Technology	Good	10.00	10.00	100.00
<b>Total For Site:</b>		<b>100.00</b>	<b>100.00</b>	<b>100.00</b>

### Comments



## Technology Readiness Report - Full

Project #: <b>6281</b>	County: <b>Sweetwater Unified High</b>	Site #: <b>21</b>
Project: <b>Assessments 2014</b>	Region: <b>1</b>	Site: <b>Rancho Del Rey Middle</b>

Technology Readiness	Rating	Score	Possible Score	Percent Score
<b>Technology Readiness</b>				
Comm\IT Equipment Environment	Fair	7.50	15.00	50.00
Electrical Power	Fair	5.00	10.00	50.00
Cooling	Fair	5.00	10.00	50.00
Equity of Access	Good	10.00	10.00	100.00
LAN Connectivity	Good	15.00	15.00	100.00
WAN Backbone	Good	10.00	10.00	100.00
LAN-WAN Performance	Fair	6.70	10.00	67.00
Video Distribution	Fair	2.50	5.00	50.00
Voice Distribution	Good	5.00	5.00	100.00
Faculty & Staff Technology	Good	10.00	10.00	100.00
<b>Total For Site:</b>		<b>76.70</b>	<b>100.00</b>	<b>76.70</b>

### Comments

Technology Readiness->Comm\IT Equipment Environment

Equipment is in a secure space in the library but cooling is not consistent.

Technology Readiness->Electrical Power

Some instructional spaces lack sufficient electrical outlets. This is particularly true in general classrooms being utilized for science instruction.

Technology Readiness->Cooling

Cooling is often insufficient.

Technology Readiness->LAN-WAN Performance

There are occasional issues with internet connectivity.

Technology Readiness->Video Distribution

The infrastructure is in place for video distribution but the equipment is outdated and rarely used.



## Technology Readiness Report - Full

Project #: 6281	County: Sweetwater Unified High	Site #: 22
Project: Assessments 2014	Region: 1	Site: Southwest Middle

Technology Readiness	Rating	Score	Possible Score	Percent Score
<b>Technology Readiness</b>				
Comm/IT Equipment Environment	Good	15.00	15.00	100.00
Electrical Power	Good	10.00	10.00	100.00
Cooling	Good	10.00	10.00	100.00
Equity of Access	Good	10.00	10.00	100.00
LAN Connectivity	Good	15.00	15.00	100.00
WAN Backbone	Good	10.00	10.00	100.00
LAN-WAN Performance	Good	10.00	10.00	100.00
Video Distribution	Fair	2.50	5.00	50.00
Voice Distribution	Good	5.00	5.00	100.00
Faculty & Staff Technology	Fair	6.70	10.00	67.00
<b>Total For Site:</b>		<b>94.20</b>	<b>100.00</b>	<b>94.20</b>

### Comments

Technology Readiness->Video Distribution

The CCTV system needs to be updated.

Technology Readiness->Faculty & Staff Technology

While there typically is sufficient outlets and drops, they are frequently not in the appropriate location.





## Technology Readiness Report - Full

Project #: 6281	County: Sweetwater Unified High	Site #: 1
Project: Assessments 2014	Region: 1	Site: Bonita Vista High

Technology Readiness	Rating	Score	Possible Score	Percent Score
<b>Technology Readiness</b>				
Comm\IT Equipment Environment	Good	15.00	15.00	100.00
Electrical Power	Good	10.00	10.00	100.00
Cooling	Good	10.00	10.00	100.00
Equity of Access	Poor	3.30	10.00	33.00
LAN Connectivity	Good	15.00	15.00	100.00
WAN Backbone	Good	10.00	10.00	100.00
LAN-WAN Performance	Fair	6.70	10.00	67.00
Video Distribution	Unsat	0.00	5.00	0.00
Voice Distribution	Good	5.00	5.00	100.00
Faculty & Staff Technology	Good	10.00	10.00	100.00
<b>Total For Site:</b>		<b>85.00</b>	<b>100.00</b>	<b>85.00</b>

### Comments

Technology Readiness->Equity of Access  
Some instructional spaces lack sufficient access.

Technology Readiness->LAN-WAN Performance  
Wireless availability is not always consistent.

Technology Readiness->Video Distribution  
There is no video distribution system.



## Technology Readiness Report - Full

Project #: 6281	County: Sweetwater Unified High	Site #: 2
Project: Assessments 2014	Region: 1	Site: Castle Park High

Technology Readiness	Rating	Score	Possible Score	Percent Score
<b>Technology Readiness</b>				
Comm\IT Equipment Environment	Good	15.00	15.00	100.00
Electrical Power	Fair	5.00	10.00	50.00
Cooling	Fair	5.00	10.00	50.00
Equity of Access	Fair	6.70	10.00	67.00
LAN Connectivity	Good	15.00	15.00	100.00
WAN Backbone	Good	10.00	10.00	100.00
LAN-WAN Performance	Good	10.00	10.00	100.00
Video Distribution	Unsat	0.00	5.00	0.00
Voice Distribution	Good	5.00	5.00	100.00
Faculty & Staff Technology	Good	10.00	10.00	100.00
<b>Total For Site:</b>		<b>81.70</b>	<b>100.00</b>	<b>81.70</b>

### Comments

Technology Readiness->Electrical Power  
Some rooms lack sufficient outlets and have to use power strips.

Technology Readiness->Cooling  
Some rooms lack sufficient air conditioning.

Technology Readiness->Equity of Access  
There are some areas that lack network access.

Technology Readiness->Video Distribution  
There is no video distribution system.



## Technology Readiness Report - Full

Project #: 6281	County: Sweetwater Unified High	Site #: 3
Project: Assessments 2014	Region: 1	Site: Chula Vista High

Technology Readiness	Rating	Score	Possible Score	Percent Score
<b>Technology Readiness</b>				
Comm\IT Equipment Environment	Fair	7.50	15.00	50.00
Electrical Power	Fair	5.00	10.00	50.00
Cooling	Unsat	0.00	10.00	0.00
Equity of Access	Good	10.00	10.00	100.00
LAN Connectivity	Good	15.00	15.00	100.00
WAN Backbone	Good	10.00	10.00	100.00
LAN-WAN Performance	Good	10.00	10.00	100.00
Video Distribution	Good	5.00	5.00	100.00
Voice Distribution	Good	5.00	5.00	100.00
Faculty & Staff Technology	Good	10.00	10.00	100.00
<b>Total For Site:</b>		<b>77.50</b>	<b>100.00</b>	<b>77.50</b>

### Comments

#### Technology Readiness->Comm\IT Equipment Environment

Not all equipment is located in accessible and conditioned spaces. There is some switching equipment located in science storage/prep areas, faculty kitchenettes, and closets.

#### Technology Readiness->Electrical Power

The portions of the school that have been renovated have adequate electrical service. Older sections of the school lack adequate numbers of outlets or adequate service to add the required number of outlets. The media center lacks the charging stations in the instructional area and the administrative area.

#### Technology Readiness->Cooling

Cooling is a problem in this school. Some of the computer labs lack adequate year-round cooling and ventilation. Some spaces lack air conditioning service.

#### Technology Readiness->Voice Distribution

The only space without adequate voice distribution is a newly acquired space in what was a community center. The building is now used for a CTE class as well as additional gym space. It lacks telephone and PA service.



## Technology Readiness Report - Full

Project #: 6281	County: Sweetwater Unified High	Site #: 4
Project: Assessments 2014	Region: 1	Site: Eastlake High

Technology Readiness	Rating	Score	Possible Score	Percent Score
<b>Technology Readiness</b>				
Comm/IT Equipment Environment	Good	15.00	15.00	100.00
Electrical Power	Good	10.00	10.00	100.00
Cooling	Fair	5.00	10.00	50.00
Equity of Access	Fair	6.70	10.00	67.00
LAN Connectivity	Fair	10.05	15.00	67.00
WAN Backbone	Good	10.00	10.00	100.00
LAN-WAN Performance	Fair	6.70	10.00	67.00
Video Distribution	Fair	2.50	5.00	50.00
Voice Distribution	Good	5.00	5.00	100.00
Faculty & Staff Technology	Fair	6.70	10.00	67.00
<b>Total For Site:</b>		<b>77.65</b>	<b>100.00</b>	<b>77.65</b>

### Comments

#### Technology Readiness->Cooling

Cooling is not available in all instructional spaces.

#### Technology Readiness->Equity of Access

Not all instructional spaces have adequate network access.

#### Technology Readiness->LAN Connectivity

Some computers are not connected to the LAN.

#### Technology Readiness->LAN-WAN Performance

There are occasional issues with internet connectivity.

#### Technology Readiness->Video Distribution

There is not video distribution to all instructional spaces.

#### Technology Readiness->Faculty & Staff Technology

Staff technology is not consistent.



## Technology Readiness Report - Full

Project #: 6281	County: Sweetwater Unified High	Site #: 5
Project: Assessments 2014	Region: 1	Site: Hilltop High

Technology Readiness	Rating	Score	Possible Score	Percent Score
<b>Technology Readiness</b>				
Comm\IT Equipment Environment	Good	15.00	15.00	100.00
Electrical Power	Fair	5.00	10.00	50.00
Cooling	Unsat	0.00	10.00	0.00
Equity of Access	Good	10.00	10.00	100.00
LAN Connectivity	Good	15.00	15.00	100.00
WAN Backbone	Good	10.00	10.00	100.00
LAN-WAN Performance	Good	10.00	10.00	100.00
Video Distribution	Good	5.00	5.00	100.00
Voice Distribution	Good	5.00	5.00	100.00
Faculty & Staff Technology	Good	10.00	10.00	100.00
<b>Total For Site:</b>		<b>85.00</b>	<b>100.00</b>	<b>85.00</b>

### Comments

#### Technology Readiness->Electrical Power

The renovated rooms have adequate electrical service. The older rooms do not. The science rooms typically lack either electrical service or lack internet service at the demonstration table. These deficiencies often lead to trip hazards.

#### Technology Readiness->Cooling

All computer labs were excessively hot.



## Technology Readiness Report - Full

Project #: 6281	County: Sweetwater Unified High	Site #: 6
Project: Assessments 2014	Region: 1	Site: Mar Vista High

Technology Readiness	Rating	Score	Possible Score	Percent Score
<b>Technology Readiness</b>				
Comm\IT Equipment Environment	Good	15.00	15.00	100.00
Electrical Power	Unsat	0.00	10.00	0.00
Cooling	Good	10.00	10.00	100.00
Equity of Access	Good	10.00	10.00	100.00
LAN Connectivity	Good	15.00	15.00	100.00
WAN Backbone	Good	10.00	10.00	100.00
LAN-WAN Performance	Good	10.00	10.00	100.00
Video Distribution	Unsat	0.00	5.00	0.00
Voice Distribution	Good	5.00	5.00	100.00
Faculty & Staff Technology	Fair	6.70	10.00	67.00
<b>Total For Site:</b>		<b>81.70</b>	<b>100.00</b>	<b>81.70</b>

### Comments

Technology Readiness->Electrical Power  
Many rooms lack sufficient electrical outlets.

Technology Readiness->Video Distribution  
There is no video distribution system.

Technology Readiness->Faculty & Staff Technology  
Some classrooms lack sufficient outlets and computer drops for the teacher stations.



## Technology Readiness Report - Full

Project #: 6281	County: Sweetwater Unified High	Site #: 7
Project: Assessments 2014	Region: 1	Site: Montgomery High

Technology Readiness	Rating	Score	Possible Score	Percent Score
<b>Technology Readiness</b>				
Comm\IT Equipment Environment	Good	15.00	15.00	100.00
Electrical Power	Fair	5.00	10.00	50.00
Cooling	Good	10.00	10.00	100.00
Equity of Access	Fair	6.70	10.00	67.00
LAN Connectivity	Good	15.00	15.00	100.00
WAN Backbone	Good	10.00	10.00	100.00
LAN-WAN Performance	Good	10.00	10.00	100.00
Video Distribution	Good	5.00	5.00	100.00
Voice Distribution	Good	5.00	5.00	100.00
Faculty & Staff Technology	Good	10.00	10.00	100.00
<b>Total For Site:</b>		<b>91.70</b>	<b>100.00</b>	<b>91.70</b>

### Comments

Technology Readiness->Electrical Power  
Some older classrooms lack sufficient outlets.

Technology Readiness->Equity of Access  
Some older classrooms lack sufficient network drops.



## Technology Readiness Report - Full

Project #: 6281	County: Sweetwater Unified High	Site #: 28
Project: Assessments 2014	Region: 1	Site: Olympian High

Technology Readiness	Rating	Score	Possible Score	Percent Score
<b>Technology Readiness</b>				
Comm\IT Equipment Environment	Good	15.00	15.00	100.00
Electrical Power	Good	10.00	10.00	100.00
Cooling	Good	10.00	10.00	100.00
Equity of Access	Good	10.00	10.00	100.00
LAN Connectivity	Good	15.00	15.00	100.00
WAN Backbone	Good	10.00	10.00	100.00
LAN-WAN Performance	Good	10.00	10.00	100.00
Video Distribution	Good	5.00	5.00	100.00
Voice Distribution	Good	5.00	5.00	100.00
Faculty & Staff Technology	Good	10.00	10.00	100.00
<b>Total For Site:</b>		<b>100.00</b>	<b>100.00</b>	<b>100.00</b>

### Comments





## Technology Readiness Report - Full

Project #: 6281	County: Sweetwater Unified High	Site #: 29
Project: Assessments 2014	Region: 1	Site: Otay Ranch High

Technology Readiness	Rating	Score	Possible Score	Percent Score
<b>Technology Readiness</b>				
Comm\IT Equipment Environment	Good	15.00	15.00	100.00
Electrical Power	Good	10.00	10.00	100.00
Cooling	Good	10.00	10.00	100.00
Equity of Access	Good	10.00	10.00	100.00
LAN Connectivity	Good	15.00	15.00	100.00
WAN Backbone	Good	10.00	10.00	100.00
LAN-WAN Performance	Good	10.00	10.00	100.00
Video Distribution	Good	5.00	5.00	100.00
Voice Distribution	Good	5.00	5.00	100.00
Faculty & Staff Technology	Good	10.00	10.00	100.00
<b>Total For Site:</b>		<b>100.00</b>	<b>100.00</b>	<b>100.00</b>

### Comments



## Technology Readiness Report - Full

Project #: 6281	County: Sweetwater Unified High	Site #: 8
Project: Assessments 2014	Region: 1	Site: Palomar High

Technology Readiness	Rating	Score	Possible Score	Percent Score
<b>Technology Readiness</b>				
Comm\IT Equipment Environment	Good	15.00	15.00	100.00
Electrical Power	Fair	5.00	10.00	50.00
Cooling	Good	10.00	10.00	100.00
Equity of Access	Good	10.00	10.00	100.00
LAN Connectivity	Good	15.00	15.00	100.00
WAN Backbone	Good	10.00	10.00	100.00
LAN-WAN Performance	Good	10.00	10.00	100.00
Video Distribution	Good	5.00	5.00	100.00
Voice Distribution	Good	5.00	5.00	100.00
Faculty & Staff Technology	Good	10.00	10.00	100.00
<b>Total For Site:</b>		<b>95.00</b>	<b>100.00</b>	<b>95.00</b>

### Comments

Technology Readiness->Electrical Power  
Some instructional spaces lack sufficient electrical outlets.



## Technology Readiness Report - Full

Project #: 6281	County: Sweetwater Unified High	Site #: 9
Project: Assessments 2014	Region: 1	Site: San Ysidro High

Technology Readiness	Rating	Score	Possible Score	Percent Score
<b>Technology Readiness</b>				
Comm\IT Equipment Environment	Good	15.00	15.00	100.00
Electrical Power	Good	10.00	10.00	100.00
Cooling	Good	10.00	10.00	100.00
Equity of Access	Good	10.00	10.00	100.00
LAN Connectivity	Good	15.00	15.00	100.00
WAN Backbone	Good	10.00	10.00	100.00
LAN-WAN Performance	Fair	6.70	10.00	67.00
Video Distribution	Good	5.00	5.00	100.00
Voice Distribution	Good	5.00	5.00	100.00
Faculty & Staff Technology	Good	10.00	10.00	100.00
<b>Total For Site:</b>		<b>96.70</b>	<b>100.00</b>	<b>96.70</b>

### Comments

Technology Readiness->LAN-WAN Performance  
There are occasional issues with internet connectivity.



## Technology Readiness Report - Full

Project #: 6281	County: Sweetwater Unified High	Site #: 10
Project: Assessments 2014	Region: 1	Site: Southwest High

Technology Readiness	Rating	Score	Possible Score	Percent Score
<b>Technology Readiness</b>				
Comm/IT Equipment Environment	Good	15.00	15.00	100.00
Electrical Power	Fair	5.00	10.00	50.00
Cooling	Good	10.00	10.00	100.00
Equity of Access	Good	10.00	10.00	100.00
LAN Connectivity	Good	15.00	15.00	100.00
WAN Backbone	Good	10.00	10.00	100.00
LAN-WAN Performance	Good	10.00	10.00	100.00
Video Distribution	Fair	2.50	5.00	50.00
Voice Distribution	Good	5.00	5.00	100.00
Faculty & Staff Technology	Fair	6.70	10.00	67.00
<b>Total For Site:</b>		<b>89.20</b>	<b>100.00</b>	<b>89.20</b>

### Comments

Technology Readiness->Electrical Power  
Some older classrooms lack sufficient outlets.

Technology Readiness->Video Distribution  
The video distribution system is problematic.

Technology Readiness->Faculty & Staff Technology  
Some older classrooms lack sufficient outlets or they are not in the appropriate location.



## Technology Readiness Report - Full

Project #: 6281	County: Sweetwater Unified High	Site #: 11
Project: Assessments 2014	Region: 1	Site: Sweetwater High

Technology Readiness	Rating	Score	Possible Score	Percent Score
<b>Technology Readiness</b>				
Comm\IT Equipment Environment	Fair	7.50	15.00	50.00
Electrical Power	Fair	5.00	10.00	50.00
Cooling	Fair	5.00	10.00	50.00
Equity of Access	Good	10.00	10.00	100.00
LAN Connectivity	Good	15.00	15.00	100.00
WAN Backbone	Good	10.00	10.00	100.00
LAN-WAN Performance	Good	10.00	10.00	100.00
Video Distribution	Good	5.00	5.00	100.00
Voice Distribution	Good	5.00	5.00	100.00
Faculty & Staff Technology	Good	10.00	10.00	100.00
<b>Total For Site:</b>		<b>82.50</b>	<b>100.00</b>	<b>82.50</b>

### Comments

Technology Readiness->Comm\IT Equipment Environment

Some of the IT equipment is appropriately located in separate rooms with cooling.

Technology Readiness->Electrical Power

Some classrooms have adequate electrical outlets. Other rooms lack an adequate number to support charging of technology.

Technology Readiness->Cooling

Some computer labs lack adequate cooling.



## Technology Readiness Report - Full

Project #: 6281	County: Sweetwater Unified High	Site #: 23
Project: Assessments 2014	Region: 1	Site: Chula Vista Adult

Technology Readiness	Rating	Score	Possible Score	Percent Score
<b>Technology Readiness</b>				
Comm\IT Equipment Environment	Good	15.00	15.00	100.00
Electrical Power	Good	10.00	10.00	100.00
Cooling	Good	10.00	10.00	100.00
Equity of Access	Good	10.00	10.00	100.00
LAN Connectivity	Good	15.00	15.00	100.00
WAN Backbone	Good	10.00	10.00	100.00
LAN-WAN Performance	Good	10.00	10.00	100.00
Video Distribution	Good	5.00	5.00	100.00
Voice Distribution	Fair	2.50	5.00	50.00
Faculty & Staff Technology	Good	10.00	10.00	100.00
<b>Total For Site:</b>		<b>97.50</b>	<b>100.00</b>	<b>97.50</b>

### Comments

Technology Readiness->Voice Distribution  
There are no phones in the portable buildings.



## Technology Readiness Report - Full

Project #: 6281	County: Sweetwater Unified High	Site #: 25
Project: Assessments 2014	Region: 1	Site: Imperial Beach Adult

Technology Readiness	Rating	Score	Possible Score	Percent Score
<b>Technology Readiness</b>				
Comm\IT Equipment Environment	Fair	7.50	15.00	50.00
Electrical Power	Good	10.00	10.00	100.00
Cooling	Fair	5.00	10.00	50.00
Equity of Access	Good	10.00	10.00	100.00
LAN Connectivity	Good	15.00	15.00	100.00
WAN Backbone	Good	10.00	10.00	100.00
LAN-WAN Performance	Good	10.00	10.00	100.00
Video Distribution	Unsat	0.00	5.00	0.00
Voice Distribution	Good	5.00	5.00	100.00
Faculty & Staff Technology	Good	10.00	10.00	100.00
<b>Total For Site:</b>		<b>82.50</b>	<b>100.00</b>	<b>82.50</b>

### Comments

Technology Readiness->Comm\IT Equipment Environment  
All equipment is in a classroom space.

Technology Readiness->Cooling  
Cooling is not controlled at the site and rooms are often hot.

Technology Readiness->Video Distribution  
There is no video distribution system.



## Technology Readiness Report - Full

Project #: 6281	County: Sweetwater Unified High	Site #: 30
Project: Assessments 2014	Region: 1	Site: National City Adult

Technology Readiness	Rating	Score	Possible Score	Percent Score
<b>Technology Readiness</b>				
Comm\IT Equipment Environment	Good	15.00	15.00	100.00
Electrical Power	Good	10.00	10.00	100.00
Cooling	Good	10.00	10.00	100.00
Equity of Access	Good	10.00	10.00	100.00
LAN Connectivity	Good	15.00	15.00	100.00
WAN Backbone	Good	10.00	10.00	100.00
LAN-WAN Performance	Good	10.00	10.00	100.00
Video Distribution	Unsat	0.00	5.00	0.00
Voice Distribution	Good	5.00	5.00	100.00
Faculty & Staff Technology	Good	10.00	10.00	100.00
<b>Total For Site:</b>		<b>95.00</b>	<b>100.00</b>	<b>95.00</b>

### Comments

Technology Readiness->Video Distribution  
There is no video distribution system.





## Technology Readiness Report - Full

Project #: 6281	County: Sweetwater Unified High	Site #: 24
Project: Assessments 2014	Region: 1	Site: San Ysidro Adult

Technology Readiness	Rating	Score	Possible Score	Percent Score
<b>Technology Readiness</b>				
Comm\IT Equipment Environment	Fair	7.50	15.00	50.00
Electrical Power	Good	10.00	10.00	100.00
Cooling	Good	10.00	10.00	100.00
Equity of Access	Good	10.00	10.00	100.00
LAN Connectivity	Good	15.00	15.00	100.00
WAN Backbone	Good	10.00	10.00	100.00
LAN-WAN Performance	Good	10.00	10.00	100.00
Video Distribution	Unsat	0.00	5.00	0.00
Voice Distribution	Good	5.00	5.00	100.00
Faculty & Staff Technology	Good	10.00	10.00	100.00
<b>Total For Site:</b>		<b>87.50</b>	<b>100.00</b>	<b>87.50</b>

### Comments

Technology Readiness->Comm\IT Equipment Environment

Equipment is located in a storage room behind the teacher lounge at one end of the facility.

Technology Readiness->Video Distribution

There is no video distribution system.

## Appendix D – 2014 Demographics Report

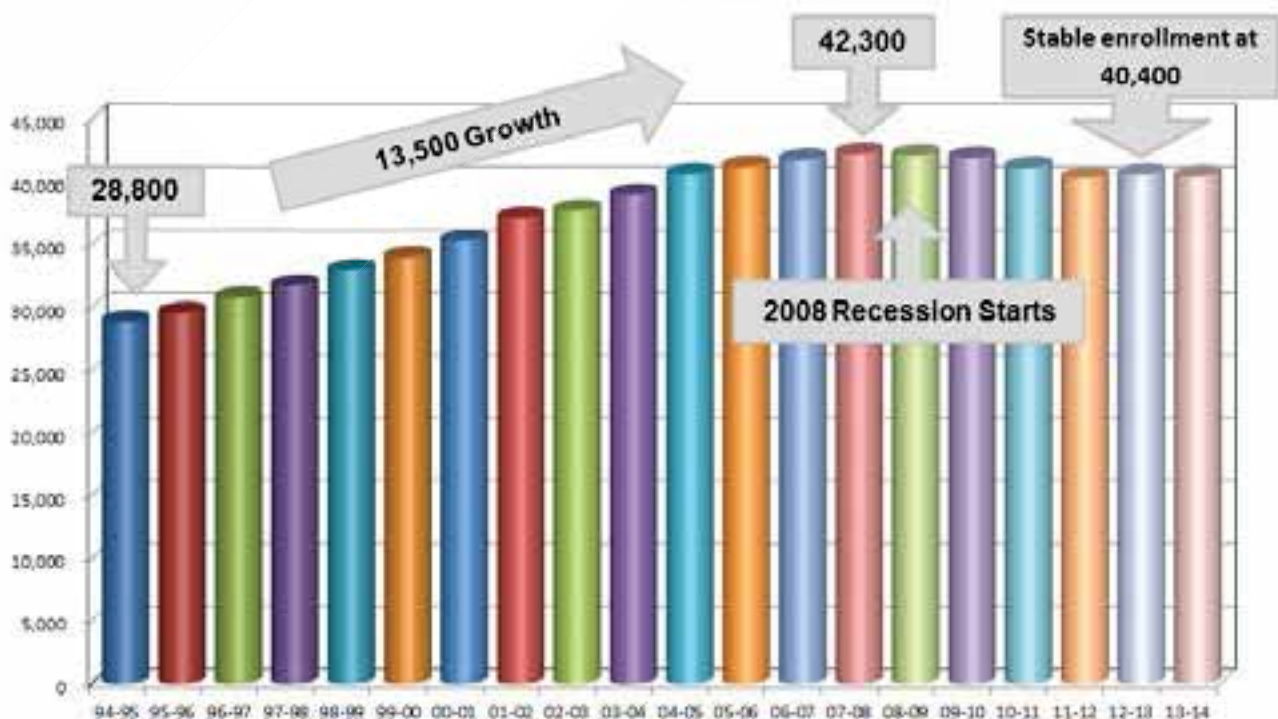
The following Demographics report was prepared by Sweetwater Union High School District.



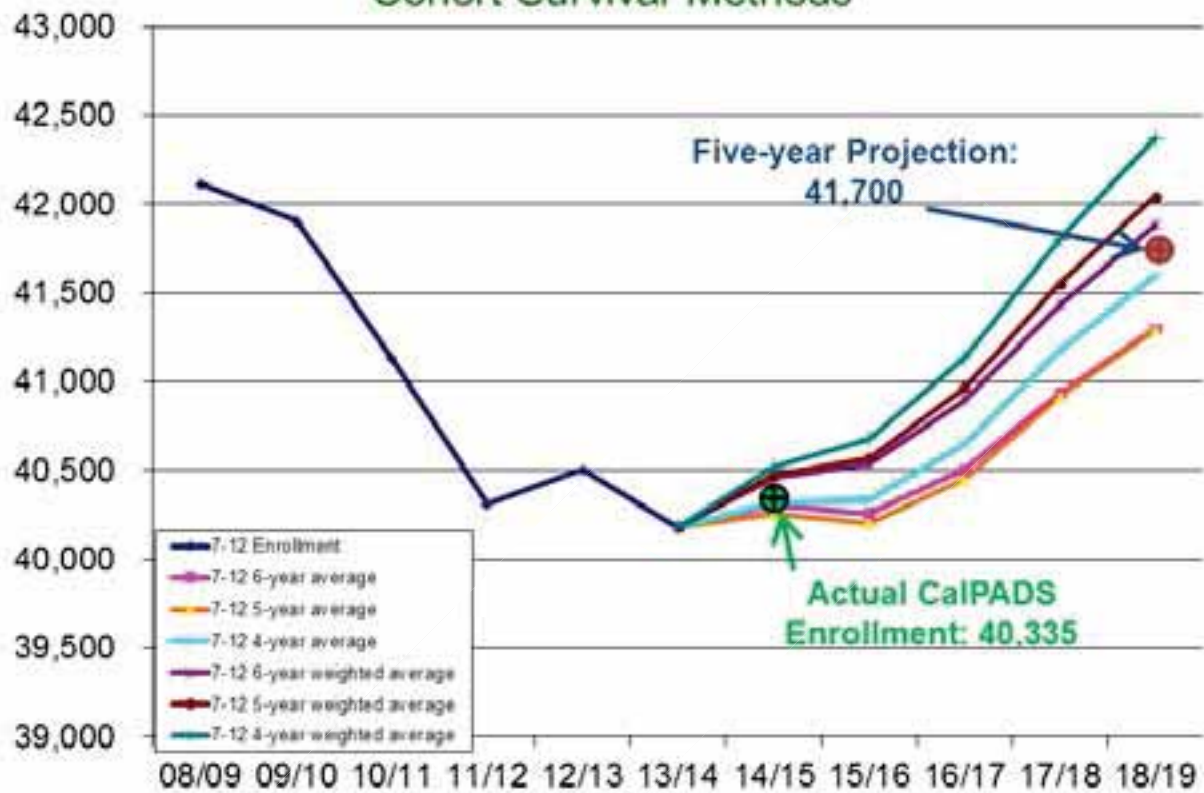
### Enrollment Projections / Demographics Summary

- Historical fast growth with a peak and leveling off
- 5-year projection is nearing a return to peak
- 2030 Projections from SANDAG:
  - 2 new high schools
  - 1 new middle school

### 20 Years of 7-12 Enrollment 1994-95 through 2013-14

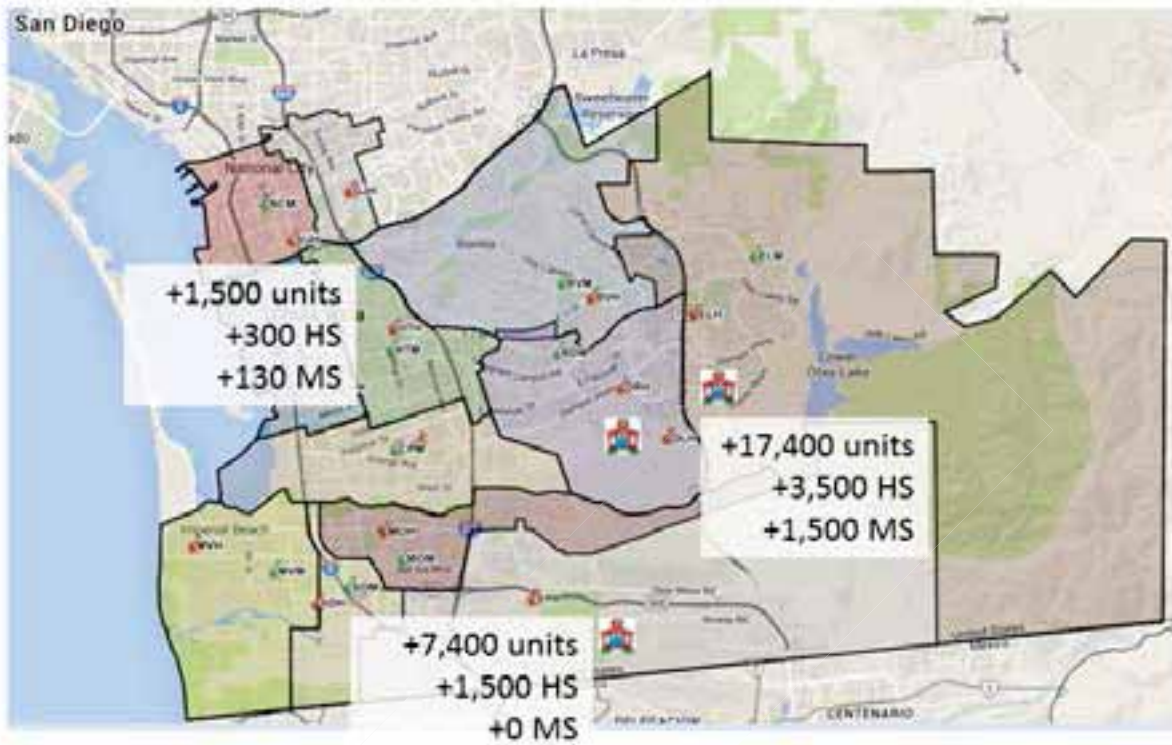


## 5-year Enrollment Projections Cohort Survival Methods



## Enrollment Growth – 2030

SANDAG 2030 Projections of residential units (rounded)



## Appendix E - Campus Condition Summary

The following charts provide a summary for each campus showing the total campus area (in square footage), facility condition cost, total replacement cost, facility condition index, and 10-year life cycle cost forecast.

Num	Campus Name	Const. Year	Total Area	Facility Condition, Educational Adequacy, and Technology Readiness Cost	Total Replacement Cost	Facility Condition Score	10 Year Life Cycle
<b>High Schools</b>							
PAH	Palomar High School (PAH)	1978	27,925	\$ 3,868,524	\$ 12,986,521	70.2%	\$ 898,644
BVH	Bonita Vista High School (BVH)	1966	168,517	\$ 22,600,151	\$ 78,368,829	71.2%	\$ 14,204,513
MVH	Mar Vista High School (MVH)	1952	192,155	\$ 23,645,384	\$ 89,361,680	73.5%	\$ 17,522,431
MOH	Montgomery High School (MOH)	1971	141,663	\$ 16,750,976	\$ 65,880,376	74.6%	\$ 11,764,635
SOH	Southwest High School (SOH)	1975	179,625	\$ 20,266,525	\$ 83,534,604	75.7%	\$ 14,066,759
CVH	Chula Vista High School (CVH)	1950	279,919	\$ 29,858,878	\$ 130,176,329	77.1%	\$ 17,103,847
CPH	Castle Park High School (CPH)	1963	153,787	\$ 14,958,446	\$ 71,518,643	79.1%	\$ 14,470,436
SUH	Sweetwater High School (SUH)	1921	258,934	\$ 24,848,625	\$ 120,417,252	79.4%	\$ 14,701,455
HTH	Hilltop High School (HTH)	1959	186,060	\$ 17,783,860	\$ 86,527,202	79.4%	\$ 37,018,599
ELH	Eastlake High School (ELH)	1992	247,022	\$ 18,870,773	\$ 114,877,579	83.6%	\$ 9,793,881
ORH	Otay Ranch High School (ORH)	2003	230,654	\$ 15,285,776	\$ 107,265,641	85.7%	\$ 23,821,423
OSH	Olympian High School (OSH)	2006	218,513	\$ 12,364,713	\$ 101,619,467	87.8%	\$ 23,592,410
SYH	San Ysidro High School (SYH)	2002	254,948	\$ 12,341,293	\$ 118,563,566	89.6%	\$ 36,957,254
<b>Sub Total</b>			<b>2,539,722</b>	<b>\$ 233,443,923</b>	<b>\$ 1,181,097,687</b>	<b>80.2%</b>	<b>\$ 235,916,287</b>
<b>Middle Schools</b>							
HTM	Hilltop Middle School (HTM)	1959	94,771	\$ 21,810,126	\$ 44,073,253	50.5%	\$ 6,068,120
MVM	Mar Vista Middle School (MVM)	1961	96,664	\$ 14,474,319	\$ 44,953,592	67.8%	\$ 8,163,961
BVM	Bonita Vista Middle School (BVM)	1968	95,384	\$ 13,321,004	\$ 44,358,329	70.0%	\$ 10,672,154
CPM	Castle Park Middle School (CPM)	1955	103,718	\$ 14,181,868	\$ 48,234,054	70.6%	\$ 5,593,634
GJH	Granger Junior High School (GJH)	1956	89,510	\$ 11,659,974	\$ 41,626,625	72.0%	\$ 4,349,037
NCM	National City Middle School (NCM)	1929	76,286	\$ 7,389,883	\$ 35,476,803	79.2%	\$ 3,242,544
MOM	Montgomery Middle School (MOM)	1972	102,826	\$ 9,742,386	\$ 47,819,230	79.6%	\$ 7,052,311
CVM	Chula Vista Middle School (CVM)	1929	110,376	\$ 9,516,661	\$ 51,330,357	81.5%	\$ 3,809,117
ELM	Eastlake Middle School (ELM)	2003	115,406	\$ 8,568,971	\$ 53,669,559	84.0%	\$ 14,370,248
SOM	Southwest Middle School (SOM)	1929	82,787	\$ 5,064,981	\$ 38,500,094	86.8%	\$ 4,320,355
RDM	Rancho del Rey Middle School (RDM)	1998	122,961	\$ 5,967,749	\$ 57,183,012	89.6%	\$ 11,722,985
<b>Sub Total</b>			<b>1,090,689</b>	<b>\$ 121,697,922</b>	<b>\$ 507,224,907</b>	<b>76.0%</b>	<b>\$ 79,364,466</b>
<b>Adult Schools</b>							
IBA	Imperial Beach Adult	1997	7,388	\$ 1,289,744	\$ 3,435,789	62.5%	\$ 136,668
CVA	Chula Vista Adult School (CVA)	1974	75,355	\$ 10,922,615	\$ 35,043,842	68.8%	\$ 4,674,614
NCA	National City Adult School (NCA)	2005	73,531	\$ 10,497,629	\$ 34,195,592	69.3%	\$ 2,045,685
SYS	San Ysidro Adult (SYS)	1988	27,662	\$ 3,574,431	\$ 12,864,213	72.2%	\$ 3,596,722
MOA	Montgomery Adult School (MOA)	1998	19,960	\$ 2,333,263	\$ 9,282,398	74.9%	\$ 904,359
<b>Sub Total</b>			<b>203,896</b>	<b>\$ 28,617,681</b>	<b>\$ 94,821,834</b>	<b>69.8%</b>	<b>\$ 11,358,048</b>
<b>Totals</b>			<b>3,834,307</b>	<b>383,759,526</b>	<b>1,783,144,428</b>	<b>78.5%</b>	<b>\$ 326,638,801</b>

---

## Appendix F - Building Condition Summary

The following table contains condition information for the specific buildings located on SUHSD campuses. These values are totaled at the campus level for the tables and data presented in this report.

DRAFT



Campus Name	Building Name	Year Built	Total Area	Facility Condition Cost	Total Replacement Cost	Facility Condition Score	10 Year Life Cycle
<b>High Schools - Permanent</b>							
Bonita Vista High School (BVH)	K	1963	3,824	442,685	1,778,351	75.1%	\$ 210,755
Bonita Vista High School (BVH)	H	1963	4,966	282,037	2,309,438	87.8%	\$ 340,135
Bonita Vista High School (BVH)	G	1963	4,996	188,662	2,323,390	91.9%	\$ 347,349
Bonita Vista High School (BVH)	F	1963	4,523	309,785	2,103,421	85.3%	\$ 388,463
Bonita Vista High School (BVH)	E	1963	4,499	243,883	2,092,260	88.3%	\$ 487,297
Bonita Vista High School (BVH)	R	1971	6,316	587,451	2,937,256	80.0%	\$ 405,043
Bonita Vista High School (BVH)	S	1987	4,472	519,926	2,079,704	75.0%	\$ 445,133
Bonita Vista High School (BVH)	0005	1986	6,278	384,544	2,919,584	86.8%	\$ 539,378
Bonita Vista High School (BVH)	0006	1986	4,516	525,041	2,100,166	75.0%	\$ 410,990
Bonita Vista High School (BVH)	T	1971	4,175	665,964	1,941,584	65.7%	\$ 191,065
Bonita Vista High School (BVH)	L	1963	6,299	1,092,647	2,929,350	62.7%	\$ 264,100
Bonita Vista High School (BVH)	M	1963	8,497	1,383,036	3,951,530	65.0%	\$ 607,940
Bonita Vista High School (BVH)	N	1963	16,369	1,903,101	7,612,404	75.0%	\$ 1,159,397
Bonita Vista High School (BVH)	O	1963	8,362	1,431,059	3,888,748	63.2%	\$ 329,214
Bonita Vista High School (BVH)	Q	1963	6,759	1,100,145	3,143,273	65.0%	\$ 315,432
Bonita Vista High School (BVH)	0004	1966	2,333	379,737	1,084,962	65.0%	\$ 76,206
Bonita Vista High School (BVH)	C	1963	6,312	211,724	2,935,396	92.8%	\$ 603,985
Bonita Vista High School (BVH)	D	1963	8,406	252,433	3,909,210	93.5%	\$ 668,330
Bonita Vista High School (BVH)	B	1963	6,295	245,742	2,927,490	91.6%	\$ 680,285
Bonita Vista High School (BVH)	A	1963	6,316	253,211	2,937,256	91.4%	\$ 449,111
Bonita Vista High School (BVH)	J	1963	4,212	783,517	1,958,791	60.0%	\$ 137,543
Castle Park High School (CPH)	A	1963	4,593	72,608	2,135,975	96.6%	\$ 496,545
Castle Park High School (CPH)	B	1963	4,563	60,079	2,122,023	97.2%	\$ 702,706
Castle Park High School (CPH)	C	1963	4,594	65,896	2,136,440	96.9%	\$ 956,337
Castle Park High School (CPH)	D	1963	4,560	64,119	2,120,628	97.0%	\$ 486,905
Castle Park High School (CPH)	E	1963	6,473	96,196	3,010,269	96.8%	\$ 681,628
Castle Park High School (CPH)	F	1963	6,400	118,903	2,976,320	96.0%	\$ 707,137
Castle Park High School (CPH)	G	1963	6,333	91,490	2,945,162	96.9%	\$ 707,002
Castle Park High School (CPH)	H	1963	5,916	94,898	2,751,236	96.6%	\$ 633,087
Castle Park High School (CPH)	J	1963	4,410	717,805	2,050,871	65.0%	\$ 278,181
Castle Park High School (CPH)	K	1963	3,754	611,029	1,745,798	65.0%	\$ 189,368
Castle Park High School (CPH)	L	1963	6,326	1,029,667	2,941,906	65.0%	\$ 505,725
Castle Park High School (CPH)	M	1963	6,598	402,090	3,068,400	86.9%	\$ 556,160
Castle Park High School (CPH)	N	1963	15,084	567,581	7,014,814	91.9%	\$ 1,334,763
Castle Park High School (CPH)	S	1963	5,283	859,901	2,456,859	65.0%	\$ 352,424
Castle Park High School (CPH)	X	1963	4,175	582,475	1,941,584	70.0%	\$ 388,783
Castle Park High School (CPH)	O	1963	16,571	2,697,221	7,706,344	65.0%	\$ 1,397,578
Castle Park High School (CPH)	P	1963	4,087	638,621	1,900,659	66.4%	\$ 303,828
Castle Park High School (CPH)	Q	1963	4,093	649,076	1,903,450	65.9%	\$ 273,132
Castle Park High School (CPH)	Z	1963	4,543	65,866	2,112,722	96.9%	\$ 484,981
Castle Park High School (CPH)	Y	1963	6,331	95,435	2,944,232	96.8%	\$ 666,450
Castle Park High School (CPH)	1200	1963	1,920	85,267	892,896	90.5%	\$ 186,610
Chula Vista High School (CVH)	0100	1948	36,665	5,967,870	17,051,058	65.0%	\$ 2,155,484
Chula Vista High School (CVH)	0300	1948	14,919	1,097,305	6,938,081	84.2%	\$ 1,518,878
Chula Vista High School (CVH)	0400	1952	15,096	1,057,893	7,020,395	84.9%	\$ 772,047
Chula Vista High School (CVH)	0500	1956	8,056	608,624	3,746,443	83.8%	\$ 447,523
Chula Vista High School (CVH)	0600	1957	7,934	575,958	3,689,707	84.4%	\$ 490,031
Chula Vista High School (CVH)	1600	1971	7,109	570,076	3,306,040	82.8%	\$ 803,534
Chula Vista High School (CVH)	Library	2009	5,770	195,393	2,683,339	92.7%	\$ 357,051
Chula Vista High School (CVH)	MP Bldg	2009	25,650	341,958	11,928,532	97.1%	\$ 849,953
Chula Vista High School (CVH)	1100	1960	8,957	833,091	4,165,453	80.0%	\$ 499,525
Chula Vista High School (CVH)	1500	1958	15,447	1,436,725	7,183,627	80.0%	\$ 741,826
Chula Vista High School (CVH)	1400	1949	5,565	905,801	2,588,003	65.0%	\$ 367,657
Chula Vista High School (CVH)	1010	1960	5,500	122,760	2,557,775	95.2%	\$ 319,266
Chula Vista High School (CVH)	1000	1960	5,345	200,365	2,485,692	91.9%	\$ 961,968
Chula Vista High School (CVH)	1800	2009	39,937	1,966,374	18,572,702	89.4%	\$ 2,446,220
Chula Vista High School (CVH)	1200	1949	10,175	1,078,640	4,731,884	77.2%	\$ 527,793
Chula Vista High School (CVH)	Concessions	1975	1,072	209,722	498,534	57.9%	\$ 78,000
Chula Vista High School (CVH)	0450	1969	2,400	279,030	1,116,120	75.0%	\$ 150,106
Chula Vista High School (CVH)	Youth Center	1995	16,000	843,058	7,440,800	88.7%	\$ 1,239,459
Eastlake High School (ELH)	700	1994	15,537	731,029	7,225,482	89.9%	\$ 1,161,286
Eastlake High School (ELH)	0002	1994	18,908	1,125,077	8,793,165	87.2%	\$ 1,142,636
Eastlake High School (ELH)	0003	1994	6,067	175,106	2,821,458	93.8%	\$ 937
Eastlake High School (ELH)	800W	1994	10,293	426,778	4,786,760	91.1%	\$ 515
Eastlake High School (ELH)	800E	1994	6,686	355,584	3,109,324	88.6%	\$ 17,238
Eastlake High School (ELH)	1500	1994	45,716	2,090,026	21,260,226	90.2%	\$ 3,258,074
Eastlake High School (ELH)	1600	1994	25,624	1,279,228	11,916,441	89.3%	\$ 19,785
Eastlake High School (ELH)	900W	1994	10,516	304,418	4,890,466	93.8%	\$ 26,130
Eastlake High School (ELH)	900E	1994	9,942	510,465	4,623,527	89.0%	\$ 1,125,613
Eastlake High School (ELH)	Admin	1994	10,484	334,715	4,875,584	93.1%	\$ -
Eastlake High School (ELH)	200	1994	12,585	590,923	5,852,654	89.9%	\$ 2,573
Eastlake High School (ELH)	300	1994	14,249	640,314	6,626,498	90.3%	\$ 18,329
Eastlake High School (ELH)	400	1994	14,822	790,722	6,892,971	88.5%	\$ 7,626
Eastlake High School (ELH)	IT	1994	14,007	745,105	6,513,955	88.6%	\$ 1,441
Eastlake High School (ELH)	500	1994	8,277	373,700	3,849,219	90.3%	\$ 12,777
Eastlake High School (ELH)	600	1994	14,501	668,988	6,743,690	90.1%	\$ 7,461
Hilltop High School (HTH)	R	1959	4,147	555,592	1,928,562	71.2%	\$ 243,588
Hilltop High School (HTH)	S	1959	11,446	1,863,036	5,322,962	65.0%	\$ 483,945
Hilltop High School (HTH)	Q	1959	4,573	835,460	2,126,674	60.7%	\$ 7,846
Hilltop High School (HTH)	V	1959	5,031	903,112	2,339,667	61.4%	\$ 35,953
Hilltop High School (HTH)	1200W	2010	5,824	39,130	2,708,451	98.6%	\$ 531,902
Hilltop High School (HTH)	1200E	2010	24,040	195,819	11,179,802	98.2%	\$ 1,764,987
Hilltop High School (HTH)	0700N	2010	4,071	61,649	1,893,219	96.7%	\$ 292,800
Hilltop High School (HTH)	0700S	2010	4,589	102,015	2,134,115	95.2%	\$ 347,351

Campus Name	Building Name	Year Built	Total Area	Facility Condition Cost	Total Replacement Cost	Facility Condition Score	10 Year Life Cycle
Hilltop High School (HTH)	0600N	2010	4,699	74,399	2,185,270	96.6%	\$ 402,216
Hilltop High School (HTH)	0600S	2010	4,689	71,183	2,180,620	96.7%	\$ 363,737
Hilltop High School (HTH)	0500N	1959	4,462	100,804	2,075,053	95.1%	\$ 370,268
Hilltop High School (HTH)	0500S	1959	4,462	115,285	2,075,053	94.4%	\$ 304,497
Hilltop High School (HTH)	A	1959	3,000	446,131	1,395,150	68.0%	\$ 28,784,311
Hilltop High School (HTH)	B	1959	3,414	538,053	1,587,681	66.1%	\$ 135,914
Hilltop High School (HTH)	C	1959	4,508	648,567	2,096,445	69.1%	\$ 37,944
Hilltop High School (HTH)	D	1959	5,129	968,408	2,385,242	59.4%	\$ 134,137
Hilltop High School (HTH)	D1	1959	4,309	701,365	2,003,900	65.0%	\$ 64,203
Hilltop High School (HTH)	0200N	1959	4,464	115,844	2,075,983	94.4%	\$ 301,610
Hilltop High School (HTH)	0200S	1959	4,524	116,509	2,103,886	94.5%	\$ 32,329
Hilltop High School (HTH)	0300S	1959	4,396	112,513	2,044,360	94.5%	\$ 354,038
Hilltop High School (HTH)	0300N	1959	5,845	130,618	2,718,217	95.2%	\$ 366,049
Hilltop High School (HTH)	0400N	1959	4,390	113,045	2,041,570	94.5%	\$ 583,296
Hilltop High School (HTH)	0400S	1959	4,380	113,316	2,036,919	94.4%	\$ 355,776
Hilltop High School (HTH)	W	1959	2,800	311,404	1,302,140	76.1%	\$ 25,466
Hilltop High School (HTH)	A106246	1959	31,643	407,270	14,715,577	97.2%	\$ 340,954
Mar Vista High School (MVH)	A	1952	10,174	168,552	4,731,419	96.4%	\$ 1,599,497
Mar Vista High School (MVH)	Q	1952	6,934	967,397	3,224,657	70.0%	\$ 373,015
Mar Vista High School (MVH)	D	1952	5,663	1,053,431	2,633,578	60.0%	\$ 102,247
Mar Vista High School (MVH)	T	1952	4,359	709,504	2,027,153	65.0%	\$ 288,780
Mar Vista High School (MVH)	Old Gym	1952	12,893	2,098,562	5,995,890	65.0%	\$ 1,163,957
Mar Vista High School (MVH)	H	1952	1,246	202,809	579,452	65.0%	\$ 76,235
Mar Vista High School (MVH)	900 Bldg	2011	4,543	74,600	2,112,722	96.5%	\$ 418,454
Mar Vista High School (MVH)	New Gym	1952	32,301	1,356,059	15,021,580	91.0%	\$ 4,045,588
Mar Vista High School (MVH)	Locker Rooms	1952	14,181	384,890	6,594,874	94.2%	\$ 1,171,177
Mar Vista High School (MVH)	600 Bldg	1952	5,358	747,521	2,491,738	70.0%	\$ 120,637
Mar Vista High School (MVH)	K	1952	5,383	479,016	2,503,364	80.9%	\$ 514,335
Mar Vista High School (MVH)	301 Bldg	1952	6,228	1,013,716	2,896,331	65.0%	\$ 505,878
Mar Vista High School (MVH)	Swimming Locker Rooms	1952	3,241	527,529	1,507,227	65.0%	\$ 864,627
Mar Vista High School (MVH)	501 Bldg	1952	24,595	4,003,267	11,437,904	65.0%	\$ 1,880,694
Mar Vista High School (MVH)	711 Bldg	1952	4,986	146,968	2,318,739	93.7%	\$ 399,866
Mar Vista High School (MVH)	709 Bldg	1952	4,977	810,094	2,314,554	65.0%	\$ 281,494
Mar Vista High School (MVH)	203 Bldg	1952	9,845	686,763	4,578,417	85.0%	\$ 740,675
Mar Vista High School (MVH)	307 Bldg	1952	9,735	679,089	4,527,262	85.0%	\$ 699,366
Mar Vista High School (MVH)	101 Bldg	1968	2,413	50,984	1,122,166	95.5%	\$ 239,075
Mar Vista High School (MVH)	O	1952	4,454	292,470	2,071,333	85.9%	\$ 224,069
Montgomery High School (MOH)	0200	1971	12,780	346,797	5,943,339	94.2%	\$ 1,218,360
Montgomery High School (MOH)	0300	1971	13,067	467,604	6,076,808	92.3%	\$ 1,466,098
Montgomery High School (MOH)	0400	1971	13,066	667,286	6,076,343	89.0%	\$ 880,539
Montgomery High School (MOH)	0600S	1969	7,320	1,191,458	3,404,166	65.0%	\$ 430,937
Montgomery High School (MOH)	Gym	1969	17,019	1,412,728	7,914,686	82.2%	\$ 1,094,635
Montgomery High School (MOH)	Locker Rooms	1971	8,350	1,347,459	3,883,168	65.3%	\$ 1,739,801
Montgomery High School (MOH)	1400	1969	6,082	989,951	2,828,434	65.0%	\$ 425,334
Montgomery High School (MOH)	0500	2009	19,529	397,447	9,081,961	95.6%	\$ 1,196,067
Montgomery High School (MOH)	M	1971	5,661	176,340	2,632,648	93.3%	\$ 569,460
Montgomery High School (MOH)	Concessions	2009	1,265	205,901	588,288	65.0%	\$ 55,535
Montgomery High School (MOH)	Press Box	1975	596	104,919	277,170	62.1%	\$ 27,321
Montgomery High School (MOH)	1200	1971	10,567	219,124	4,914,183	95.5%	\$ 830,353
Montgomery High School (MOH)	0102	1971	4,853	155,239	2,256,888	93.1%	\$ 197,716
Montgomery High School (MOH)	0100	1971	3,680	894,983	1,711,384	47.7%	\$ 230,423
Olympian High School (OSH)	0100	2006	12,912	314,235	6,004,726	94.8%	\$ 1,366,264
Olympian High School (OSH)	0250	2006	2,211	60,373	1,028,226	94.1%	\$ 222,181
Olympian High School (OSH)	0150	2006	14,677	938,704	6,825,539	86.2%	\$ 1,188,804
Olympian High School (OSH)	0200	2006	8,952	254,915	4,163,128	93.9%	\$ 856,162
Olympian High School (OSH)	0300	2006	15,246	659,617	7,090,152	90.7%	\$ 1,292,526
Olympian High School (OSH)	0350	2006	5,033	240,000	2,340,597	89.7%	\$ 536,035
Olympian High School (OSH)	0400	2006	16,033	652,500	7,456,147	91.2%	\$ 1,443,259
Olympian High School (OSH)	0500	2006	17,949	917,883	8,347,182	89.0%	\$ 2,102,486
Olympian High School (OSH)	0600	2006	14,784	811,544	6,875,299	88.2%	\$ 1,216,605
Olympian High School (OSH)	0700	2006	15,774	731,019	7,335,699	90.0%	\$ 1,624,052
Olympian High School (OSH)	1400	2006	8,511	369,722	3,958,041	90.7%	\$ 771,749
Olympian High School (OSH)	1100	2006	674	17,985	313,444	94.3%	\$ 88,134
Olympian High School (OSH)	1200	2006	711	25,132	330,651	92.4%	\$ 269,960
Olympian High School (OSH)	1300	2006	1,076	24,760	500,394	95.1%	\$ 167,923
Olympian High School (OSH)	0900	2006	23,758	669,298	11,048,658	93.9%	\$ 2,646,735
Olympian High School (OSH)	1500	2006	47,020	2,298,136	21,866,650	89.5%	\$ 3,404,673
Olympian High School (OSH)	1600	2006	674	18,069	313,444	94.2%	\$ 85,759
Otay Ranch High School (ORH)	Admin	2003	12,896	1,187,463	5,997,285	80.2%	\$ 1,389,196
Otay Ranch High School (ORH)	ASB	2003	2,206	206,206	1,025,900	79.9%	\$ 242,014
Otay Ranch High School (ORH)	0150	2003	14,765	1,153,566	6,866,463	83.2%	\$ 1,324,630
Otay Ranch High School (ORH)	Cafeteria	2003	8,585	726,626	3,992,454	81.8%	\$ 812,390
Otay Ranch High School (ORH)	0900	2003	36,973	1,097,465	17,194,294	93.6%	\$ 2,983,810
Otay Ranch High School (ORH)	1500	2003	13,715	1,122,557	6,378,161	82.4%	\$ 373,055
Otay Ranch High School (ORH)	Gym	2003	31,982	1,576,562	14,873,229	89.4%	\$ 1,763,872
Otay Ranch High School (ORH)	0300	2003	15,390	738,693	7,157,120	89.7%	\$ 1,459,066
Otay Ranch High School (ORH)	0400	2003	15,950	845,353	7,417,548	88.6%	\$ 1,521,085
Otay Ranch High School (ORH)	0350	2003	5,093	304,181	2,368,500	87.2%	\$ 296,663
Otay Ranch High School (ORH)	0500	2003	18,133	955,609	8,432,751	88.7%	\$ 1,496,103
Otay Ranch High School (ORH)	0600	2003	14,743	791,294	6,856,232	88.5%	\$ 1,415,428
Otay Ranch High School (ORH)	0700	2003	15,929	833,395	7,407,782	88.7%	\$ 1,522,838
Otay Ranch High School (ORH)	1100	2003	407	56,404	189,275	70.2%	\$ 23,532
Otay Ranch High School (ORH)	1200	2003	1,079	26,348	501,789	94.7%	\$ 183,916
Otay Ranch High School (ORH)	1300	2003	405	61,211	188,345	67.5%	\$ 23,496
Otay Ranch High School (ORH)	1600	2003	674	102,497	313,444	67.3%	\$ 71,606



Campus Name	Building Name	Year Built	Total Area	Facility Condition Cost	Total Replacement Cost	Facility Condition Score	10 Year Life Cycle
Otay Ranch High School (ORH)	1700	2003	597	45,810	277,635	83.5%	\$ 26,459
Otay Ranch High School (ORH)	0200	2003	8,962	766,872	4,167,778	81.6%	\$ 819,674
Palomar High School (PAH)	Main Bldg	1978	15,268	872,380	7,100,383	87.7%	\$ 723,209
Palomar High School (PAH)	16	1990	2,479	335,840	1,152,859	70.9%	\$ -
Palomar High School (PAH)	17	1985	2,005	210,717	932,425	77.4%	\$ -
Palomar High School (PAH)	Alternative	1985	1,111	154,688	516,671	70.1%	\$ -
Palomar High School (PAH)	19	1985	2,962	238,867	1,377,478	82.7%	\$ -
San Ysidro High School (SYH)	0100	2002	12,915	246,814	6,006,121	95.9%	\$ 2,227,601
San Ysidro High School (SYH)	0150	2002	14,508	255,401	6,746,945	96.2%	\$ 2,160,892
San Ysidro High School (SYH)	0250	2002	2,209	60,351	1,027,295	94.1%	\$ 381,879
San Ysidro High School (SYH)	0200	2002	8,953	420,732	4,163,593	89.9%	\$ 1,340,691
San Ysidro High School (SYH)	Cafeteria	2002	8,525	159,287	3,964,551	96.0%	\$ 1,406,609
San Ysidro High School (SYH)	0900	2006	28,862	437,643	13,422,273	96.7%	\$ 2,123,154
San Ysidro High School (SYH)	0300	2002	15,280	819,943	7,105,964	88.5%	\$ 2,231,975
San Ysidro High School (SYH)	0350	2002	5,033	283,135	2,340,597	87.9%	\$ 757,485
San Ysidro High School (SYH)	0400	2002	15,992	845,761	7,437,080	88.6%	\$ 2,303,700
San Ysidro High School (SYH)	0500	2002	17,973	869,782	8,358,344	89.6%	\$ 2,926,828
San Ysidro High School (SYH)	0600	2002	14,790	847,135	6,878,090	87.7%	\$ 2,088,561
San Ysidro High School (SYH)	0700	2002	15,762	879,956	7,330,118	88.0%	\$ 2,236,242
San Ysidro High School (SYH)	1500	2002	48,992	1,786,479	22,783,730	92.2%	\$ 6,113,526
San Ysidro High School (SYH)	Press Box	2002	500	8,366	232,525	96.4%	\$ 169,762
San Ysidro High School (SYH)	Boys RR Bldg	2002	420	9,995	195,321	94.9%	\$ -
San Ysidro High School (SYH)	Girls RR Bldg	2002	420	48,729	195,321	75.1%	\$ -
San Ysidro High School (SYH)	800	2006	30,386	146,316	14,131,009	99.0%	\$ 4,942,198
Southwest High School (SOH)	001A	1975	9,354	1,087,520	4,350,078	75.0%	\$ 464,944
Southwest High School (SOH)	New 2-Story	2010	38,687	407,741	17,991,388	97.7%	\$ 2,770,381
Southwest High School (SOH)	Cafeteria	1975	5,961	621,698	2,772,163	77.6%	\$ 431,953
Southwest High School (SOH)	0200	1975	12,754	782,925	5,931,248	86.8%	\$ 856,756
Southwest High School (SOH)	0300	1975	12,912	273,050	6,004,726	95.5%	\$ 927,513
Southwest High School (SOH)	0400	1975	12,660	319,807	5,887,533	94.6%	\$ 719,779
Southwest High School (SOH)	0100	1975	3,710	431,334	1,725,336	75.0%	\$ 304,251
Southwest High School (SOH)	0500	1975	5,358	622,934	2,491,738	75.0%	\$ 303,890
Southwest High School (SOH)	0600	1975	5,366	623,865	2,495,458	75.0%	\$ 263,025
Southwest High School (SOH)	Library	1975	4,882	531,267	2,270,374	76.6%	\$ 377,687
Southwest High School (SOH)	Gym	1975	24,989	2,905,283	11,621,134	75.0%	\$ 1,593,927
Southwest High School (SOH)	Auditorium	1975	4,261	461,648	1,981,578	76.7%	\$ 296,070
Sweetwater High School (SUH)	Locker Rooms	2002	13,925	237,120	6,475,821	96.3%	\$ 1,121,697
Sweetwater High School (SUH)	Girls PE	1949	4,550	214,008	2,115,978	89.9%	\$ 107,951
Sweetwater High School (SUH)	Adaptive Gym	1961	4,975	809,768	2,313,624	65.0%	\$ 304,326
Sweetwater High School (SUH)	0600	1961	11,930	1,941,816	5,548,047	65.0%	\$ 999,974
Sweetwater High School (SUH)	0400	1958	7,170	356,781	3,334,409	89.3%	\$ 565,534
Sweetwater High School (SUH)	0700	1966	15,361	2,500,271	7,143,633	65.0%	\$ 1,280,408
Sweetwater High School (SUH)	0900	1954	1,935	314,955	899,872	65.0%	\$ 179,107
Sweetwater High School (SUH)	0500	1954	8,490	1,381,896	3,948,275	65.0%	\$ 603,926
Sweetwater High School (SUH)	0800	1952	5,052	681,335	2,349,433	71.0%	\$ 624,541
Sweetwater High School (SUH)	0100	2010	86,681	1,723,959	40,310,996	95.7%	\$ 2,386,206
Sweetwater High School (SUH)	0200	1954	6,135	442,495	2,853,082	84.5%	\$ 361,560
Sweetwater High School (SUH)	0300	1952	16,077	581,960	7,476,609	92.2%	\$ 1,042,019
Sweetwater High School (SUH)	0310	1954	3,186	150,448	1,481,649	89.8%	\$ 264,957
Sweetwater High School (SUH)	Weight Room	1957	8,348	1,358,783	3,882,237	65.0%	\$ 494,666
Sweetwater High School (SUH)	TLC Bldg	1954	2,007	190,895	933,355	79.5%	\$ 109,950
Sweetwater High School (SUH)	Construction Office Bldg	1921	9,900	235,264	4,603,995	94.9%	\$ 141,857
<b>Sub Total</b>			<b>2,223,762</b>	<b>\$ 140,687,506</b>	<b>\$ 1,034,160,525</b>	<b>86%</b>	<b>\$ 196,717,892</b>
<b>Middle/Junior High Schools - Permanent</b>							<b>#DIV/0!</b>
Bonita Vista Middle School (BVM)	A	1964	3,601	502,394	1,674,645	70.0%	\$ 572,287
Bonita Vista Middle School (BVM)	B	1964	6,038	176,829	2,807,972	93.7%	\$ 678,938
Bonita Vista Middle School (BVM)	C	1964	3,680	513,415	1,711,384	70.0%	\$ 556,194
Bonita Vista Middle School (BVM)	D	1964	3,451	401,222	1,604,888	75.0%	\$ 317,113
Bonita Vista Middle School (BVM)	E	1968	6,725	118,446	3,127,461	96.2%	\$ 711,649
Bonita Vista Middle School (BVM)	F	1968	6,308	112,030	2,933,535	96.2%	\$ 694,676
Bonita Vista Middle School (BVM)	G	1968	6,308	112,743	2,933,535	96.2%	\$ 706,346
Bonita Vista Middle School (BVM)	H	1968	6,210	112,427	2,887,961	96.1%	\$ 627,931
Bonita Vista Middle School (BVM)	J	1964	5,730	799,422	2,664,737	70.0%	\$ 797,119
Bonita Vista Middle School (BVM)	K	1964	5,695	794,538	2,648,460	70.0%	\$ 931,425
Bonita Vista Middle School (BVM)	M	1964	3,533	771,281	1,643,022	53.1%	\$ 356,620
Bonita Vista Middle School (BVM)	N	1964	3,533	736,951	1,643,022	55.1%	\$ 356,620
Bonita Vista Middle School (BVM)	P	1968	6,210	162,999	2,887,961	94.4%	\$ 638,826
Bonita Vista Middle School (BVM)	L	1964	8,480	985,906	3,943,624	75.0%	\$ 791,590
Bonita Vista Middle School (BVM)	O	1968	5,054	822,627	2,350,363	65.0%	\$ 424,680
Castle Park Middle School (CPM)	A	1954	6,544	1,065,150	3,043,287	65.0%	\$ 1,180,637
Castle Park Middle School (CPM)	B	1954	7,988	241,884	3,714,819	93.5%	\$ 332,525
Castle Park Middle School (CPM)	C	1954	8,308	148,865	3,863,635	96.1%	\$ 258,919
Castle Park Middle School (CPM)	J	1954	7,747	164,138	3,602,742	95.4%	\$ 362,703
Castle Park Middle School (CPM)	K	1954	7,414	211,657	3,447,881	93.9%	\$ 241,862
Castle Park Middle School (CPM)	L	1954	7,991	164,943	3,716,215	95.6%	\$ 291,510
Castle Park Middle School (CPM)	D	1954	3,516	863,341	1,635,116	47.2%	\$ 104,719
Castle Park Middle School (CPM)	S	1954	5,053	704,969	2,349,898	70.0%	\$ 261,064
Castle Park Middle School (CPM)	F	1954	4,107	433,561	1,909,960	77.3%	\$ 262,824
Castle Park Middle School (CPM)	M	1954	6,120	996,137	2,846,106	65.0%	\$ 372,867
Castle Park Middle School (CPM)	O	1954	5,400	878,945	2,511,270	65.0%	\$ 251,647
Castle Park Middle School (CPM)	T	1954	4,456	725,292	2,072,263	65.0%	\$ 250,390
Castle Park Middle School (CPM)	G	1954	6,600	1,074,266	3,069,330	65.0%	\$ 277,951
Castle Park Middle School (CPM)	N	1954	6,414	784,485	2,982,831	73.7%	\$ 447,971
Castle Park Middle School (CPM)	D2	1954	3,516	786,491	1,635,116	51.9%	\$ 92,405

Campus Name	Building Name	Year Built	Total Area	Facility Condition Cost	Total Replacement Cost	Facility Condition Score	10 Year Life Cycle
Castle Park Middle School (CPM)	CTE/ROP Bldg	1954	7,080	1,317,021	3,292,554	60.0%	\$ -
Chula Vista Middle School (CVM)	0101	1962	3,064	69,128	1,424,913	95.1%	\$ 186,464
Chula Vista Middle School (CVM)	0300	2008	11,162	133,321	5,190,888	97.4%	\$ 406,872
Chula Vista Middle School (CVM)	0700	1970	4,530	108,873	2,106,677	94.8%	\$ 203,493
Chula Vista Middle School (CVM)	0800	2004	4,069	52,370	1,892,288	97.2%	\$ 160,591
Chula Vista Middle School (CVM)	MP	2004	7,158	365,507	3,328,828	89.0%	\$ 245,319
Chula Vista Middle School (CVM)	0400	1959	7,726	1,257,541	3,592,976	65.0%	\$ 225,008
Chula Vista Middle School (CVM)	0500	1955	3,482	931,100	1,619,304	42.5%	\$ 113,022
Chula Vista Middle School (CVM)	0200	2000	16,008	199,241	7,444,520	97.3%	\$ 700,499
Chula Vista Middle School (CVM)	1100	1955	4,732	284,787	2,200,617	87.1%	\$ 196,508
Chula Vista Middle School (CVM)	1200	1954	3,120	490,423	1,450,956	66.2%	\$ 46,802
Chula Vista Middle School (CVM)	0100	2004	9,148	110,465	4,254,278	97.4%	\$ 355,247
Chula Vista Middle School (CVM)	1600	1939	5,538	901,406	2,575,447	65.0%	\$ 75,338
Chula Vista Middle School (CVM)	2400	1944	663	107,915	308,328	65.0%	\$ 8,367
Chula Vista Middle School (CVM)	0900	1950	3,060	212,102	1,423,053	85.1%	\$ 133,176
Chula Vista Middle School (CVM)	2500	1950	2,432	113,100	1,131,002	90.0%	\$ 108,629
Chula Vista Middle School (CVM)	1000	1959	5,053	822,464	2,349,898	65.0%	\$ 265,372
Chula Vista Middle School (CVM)	1700	1965	1,455	63,231	676,648	90.7%	\$ 73,693
Eastlake Middle School (ELM)	0100	2002	8,455	332,574	3,931,998	91.5%	\$ 1,459,408
Eastlake Middle School (ELM)	0150	2002	11,033	490,870	5,130,897	90.4%	\$ 1,043,044
Eastlake Middle School (ELM)	0200	2002	6,994	279,671	3,252,560	91.4%	\$ 769,133
Eastlake Middle School (ELM)	0300	2002	10,532	344,377	4,897,907	93.0%	\$ 1,106,893
Eastlake Middle School (ELM)	0400	2002	13,307	487,966	6,188,420	92.1%	\$ 1,199,634
Eastlake Middle School (ELM)	0500	2002	6,204	337,998	2,885,170	88.3%	\$ 526,371
Eastlake Middle School (ELM)	0600	2002	6,595	371,361	3,067,005	87.9%	\$ 549,813
Eastlake Middle School (ELM)	0700	2002	11,796	531,402	5,485,730	90.3%	\$ 1,099,654
Eastlake Middle School (ELM)	0800	2002	7,340	132,843	3,413,467	90.8%	\$ 733,697
Eastlake Middle School (ELM)	0900	2002	21,018	1,436,647	9,774,421	85.3%	\$ 1,843,931
Eastlake Middle School (ELM)	1000	2002	11,620	406,822	5,403,881	92.5%	\$ 2,369,020
Eastlake Middle School (ELM)	PE Storage	2003	512	31,402	238,106	86.8%	\$ -
Granger Junior High School (GJH)	L	1950	5,559	904,825	2,585,213	65.0%	\$ 263,506
Granger Junior High School (GJH)	S	1970	3,626	590,195	1,686,271	65.0%	\$ 75,341
Granger Junior High School (GJH)	O	1960	1,990	323,908	925,450	65.0%	\$ 108,021
Granger Junior High School (GJH)	G	1950	2,200	358,088	1,023,110	65.0%	\$ 89,551
Granger Junior High School (GJH)	D	1960	2,656	432,311	1,235,173	65.0%	\$ 113,803
Granger Junior High School (GJH)	N	1950	1,200	195,321	558,060	65.0%	\$ 65,359
Granger Junior High School (GJH)	F	1955	3,459	1,179,110	1,608,608	26.7%	\$ 141,885
Granger Junior High School (GJH)	R	1950	5,021	817,256	2,335,016	65.0%	\$ 200,341
Granger Junior High School (GJH)	E	1955	3,459	1,248,279	1,608,608	22.4%	\$ 141,885
Granger Junior High School (GJH)	C	1960	8,063	199,543	3,749,698	94.7%	\$ 319,211
Granger Junior High School (GJH)	J	1968	8,368	188,206	3,891,538	95.2%	\$ 310,451
Granger Junior High School (GJH)	B	1960	8,119	218,664	3,775,741	94.2%	\$ 292,805
Granger Junior High School (GJH)	M	1968	8,357	188,979	3,886,423	95.1%	\$ 334,699
Granger Junior High School (GJH)	P	1968	8,500	193,676	3,952,925	95.1%	\$ 361,201
Granger Junior High School (GJH)	A	1950	6,732	1,095,751	3,130,717	65.0%	\$ 343,806
Granger Junior High School (GJH)	V	2002	4,401	186,915	2,046,685	90.9%	\$ 195,605
Granger Junior High School (GJH)	02	1998	600	97,660	279,030	65.0%	\$ -
Hilltop Middle School (HTM)	Admin	1959	2,858	537,910	1,329,113	59.5%	\$ 77,731
Hilltop Middle School (HTM)	0200	1959	7,615	991,580	3,541,356	72.0%	\$ 439,674
Hilltop Middle School (HTM)	0300	1959	7,598	989,366	3,533,450	72.0%	\$ 220,255
Hilltop Middle School (HTM)	0400	1959	7,586	1,234,754	3,527,869	65.0%	\$ 379,205
Hilltop Middle School (HTM)	1500	1959	3,079	556,710	1,431,889	61.1%	\$ 1,379,381
Hilltop Middle School (HTM)	Adaptive Gym	1959	5,010	815,465	2,329,901	65.0%	\$ 32,853
Hilltop Middle School (HTM)	1100	1959	3,112	542,713	1,447,236	62.5%	\$ 1,381,060
Hilltop Middle School (HTM)	1300	1959	3,314	667,329	1,541,176	56.7%	\$ 38,023
Hilltop Middle School (HTM)	0600	1959	7,581	1,233,941	3,525,544	65.0%	\$ 565,024
Hilltop Middle School (HTM)	0700	1959	7,562	1,230,848	3,516,708	65.0%	\$ 170,999
Hilltop Middle School (HTM)	0800	1959	7,562	1,181,614	3,516,708	66.4%	\$ 176,813
Hilltop Middle School (HTM)	1000	1959	4,948	644,299	2,301,067	72.0%	\$ 198,733
Hilltop Middle School (HTM)	1200	1959	7,175	667,347	3,336,734	80.0%	\$ 345,263
Hilltop Middle School (HTM)	1400	1959	6,205	868,576	2,885,635	69.9%	\$ 126,463
Hilltop Middle School (HTM)	0100	1959	3,124	406,788	1,452,816	72.0%	\$ 161,568
Hilltop Middle School (HTM)	0900	1959	4,879	794,142	2,268,979	65.0%	\$ 217,962
Mar Vista Middle School (MVM)	0100	1961	2,900	384,701	1,348,645	71.5%	\$ 211,592
Mar Vista Middle School (MVM)	0101	1961	3,280	582,656	1,525,364	61.8%	\$ 122,884
Mar Vista Middle School (MVM)	0105	1961	4,041	751,707	1,879,267	60.0%	\$ 437,807
Mar Vista Middle School (MVM)	1400	1961	5,942	1,381,663	2,763,327	50.0%	\$ 375,341
Mar Vista Middle School (MVM)	0200	1961	7,185	181,567	3,341,384	94.6%	\$ 216,793
Mar Vista Middle School (MVM)	0300	1961	7,140	228,065	3,320,457	93.1%	\$ 217,057
Mar Vista Middle School (MVM)	0500	1961	7,138	829,881	3,319,527	75.0%	\$ 694,212
Mar Vista Middle School (MVM)	0600	1961	8,040	1,308,650	3,739,002	65.0%	\$ 476,290
Mar Vista Middle School (MVM)	0700	1961	8,040	1,308,651	3,739,002	65.0%	\$ 863,760
Mar Vista Middle School (MVM)	0800	1968	5,627	915,892	2,616,836	65.0%	\$ 326,224
Mar Vista Middle School (MVM)	0900	1961	8,533	1,388,895	3,968,272	65.0%	\$ 635,807
Mar Vista Middle School (MVM)	1000	1967	3,464	708,811	1,610,933	56.0%	\$ 1,031,017
Mar Vista Middle School (MVM)	1100	1967	3,004	652,403	1,397,010	53.3%	\$ 268,032
Mar Vista Middle School (MVM)	Gym	1968	5,070	589,451	2,357,804	75.0%	\$ 406,333
Montgomery Middle School (MOM)	0100	1971	3,124	508,486	1,452,816	65.0%	\$ 281,497
Montgomery Middle School (MOM)	0200A	2013	3,250	30,229	1,511,413	98.0%	\$ 66,677
Montgomery Middle School (MOM)	0400	1972	16,461	1,148,278	7,655,188	85.0%	\$ 1,282,835
Montgomery Middle School (MOM)	0500	1971	15,126	1,406,869	7,034,346	80.0%	\$ 826,553
Montgomery Middle School (MOM)	0900	1971	11,380	1,058,454	5,292,269	80.0%	\$ 970,901
Montgomery Middle School (MOM)	H	1971	12,447	1,771,274	5,788,477	69.4%	\$ 2,592,467
Montgomery Middle School (MOM)	0200B	2013	14,392	161,299	6,693,000	97.6%	\$ 245,871
Montgomery Middle School (MOM)	0200C	2013	4,192	24,540	1,949,490	98.7%	\$ 69,612

Campus Name	Building Name	Year Built	Total Area	Facility Condition Cost	Total Replacement Cost	Facility Condition Score	10 Year Life Cycle
Montgomery Middle School (MOM)	0300A	2013	4,151	38,279	1,930,423	98.0%	\$ 84,686
Montgomery Middle School (MOM)	0300B	2013	12,486	-	5,806,614	100.0%	\$ 226,173
National City Middle School (NCM)	0100	1940	8,899	1,316,037	4,138,480	68.2%	\$ -
National City Middle School (NCM)	New 2 Story	2011	18,963	164,565	8,818,743	98.1%	\$ 1,242,851
National City Middle School (NCM)	0300	2011	16,684	421,733	7,758,894	94.6%	\$ 368,732
National City Middle School (NCM)	0900	1940	3,060	441,147	1,423,053	69.0%	\$ 114,523
National City Middle School (NCM)	1600	1940	5,198	846,066	2,417,330	65.0%	\$ 382,837
National City Middle School (NCM)	1200	2006	5,923	88,313	2,754,491	96.8%	\$ 320,088
National City Middle School (NCM)	AD-1	1940	5,053	822,465	2,349,898	65.0%	\$ 149,605
National City Middle School (NCM)	1700	2005	12,506	100,548	5,815,915	98.3%	\$ 589,318
Rancho del Rey Middle School (RDM)	0100	1998	10,120	204,642	4,706,306	95.7%	\$ 597,273
Rancho del Rey Middle School (RDM)	0150	1998	12,620	256,252	5,868,931	95.6%	\$ 939,977
Rancho del Rey Middle School (RDM)	0200	1998	7,332	166,903	3,409,747	95.1%	\$ 473,860
Rancho del Rey Middle School (RDM)	0300	1998	11,170	235,612	5,194,609	95.5%	\$ 779,348
Rancho del Rey Middle School (RDM)	0400	1998	11,292	238,298	5,251,345	95.5%	\$ 687,020
Rancho del Rey Middle School (RDM)	0500	1998	9,448	190,002	4,393,793	95.7%	\$ 662,481
Rancho del Rey Middle School (RDM)	0600	1998	7,330	180,978	3,408,817	94.7%	\$ 533,910
Rancho del Rey Middle School (RDM)	0700	1998	9,614	212,979	4,470,991	95.2%	\$ 648,957
Rancho del Rey Middle School (RDM)	0800	1998	9,346	196,262	4,346,357	96.1%	\$ 652,259
Rancho del Rey Middle School (RDM)	0900	1998	21,048	326,519	9,788,372	96.7%	\$ 1,329,494
Rancho del Rey Middle School (RDM)	1000	1998	12,041	272,693	5,599,667	95.1%	\$ 3,433,824
Southwest Middle School (SOM)	B	1953	6,303	143,445	2,931,210	95.1%	\$ 599,570
Southwest Middle School (SOM)	D	2012	1,787	166,209	831,044	80.0%	\$ 35,002
Southwest Middle School (SOM)	0600	2012	2,147	22,015	998,462	97.8%	\$ 185,714
Southwest Middle School (SOM)	C	2012	3,534	493,046	1,643,487	70.0%	\$ 43,440
Southwest Middle School (SOM)	A	1954	3,049	60,330	1,417,937	95.7%	\$ 117,333
Southwest Middle School (SOM)	E	1950	3,260	303,213	1,516,063	80.0%	\$ 67,518
Southwest Middle School (SOM)	F	1937	2,015	187,415	937,076	80.0%	\$ 30,707
Southwest Middle School (SOM)	G	1957	5,175	86,304	2,406,634	96.4%	\$ 356,866
Southwest Middle School (SOM)	H	1950	2,453	24,620	1,140,768	97.8%	\$ 62,097
Southwest Middle School (SOM)	0800	1944	5,440	106,559	2,529,872	95.8%	\$ 140,192
Southwest Middle School (SOM)	J	2012	11,107	189,184	5,165,310	96.3%	\$ 341,358
Southwest Middle School (SOM)	I	1929	2,452	23,894	1,140,303	97.9%	\$ 72,662
Southwest Middle School (SOM)	0300	1950	4,560	76,158	2,120,628	96.4%	\$ 267,329
Southwest Middle School (SOM)	0400	1953	5,460	98,995	2,539,173	96.1%	\$ 363,960
Southwest Middle School (SOM)	0500	1954	6,315	97,785	2,936,791	96.7%	\$ 373,149
Southwest Middle School (SOM)	1400	1950	5,250	273,449	2,441,513	88.8%	\$ 330,552
<b>Sub Total</b>			<b>1,002,501</b>	<b>\$ 77,421,684</b>	<b>\$ 466,213,099</b>	<b>83.4%</b>	<b>\$ 69,849,710</b>

#### Adult Schools - Permanent

Chula Vista Adult School (CVA)	Building 100	1974	6,600	662,320	3,069,330	78.4%	\$ 342,436
Chula Vista Adult School (CVA)	Building 300	1974	9,993	1,626,535	4,647,245	65.0%	\$ 652,305
Chula Vista Adult School (CVA)	Building 202	1974	6,250	345,041	2,906,563	88.1%	\$ 498,816
Chula Vista Adult School (CVA)	Building 206	1974	4,800	210,065	2,232,240	90.6%	\$ 401,659
Chula Vista Adult School (CVA)	Building 210	1974	4,800	212,745	2,232,240	90.5%	\$ 366,710
Chula Vista Adult School (CVA)	IT Building 800	1974	14,298	2,327,249	6,649,285	65.0%	\$ 661,078
Chula Vista Adult School (CVA)	Building 700	1974	2,211	359,879	1,028,226	65.0%	\$ 17,018
Chula Vista Adult School (CVA)	Building 800	1974	2,211	359,879	1,028,226	65.0%	\$ 10,050
Chula Vista Adult School (CVA)	Alt Ed Bldg	1974	1,256	87,645	584,103	85.0%	\$ 7,367
Chula Vista Adult School (CVA)	Adult Ed Bldg	1974	1,800	121,355	837,090	85.5%	\$ 193,303
Imperial Beach Adult	01	1997	7,388	858,947	3,435,789	75.0%	\$ 136,668
National City Adult School (NCA)	Main Bldg	1996	73,531	8,548,898	34,195,592	75.0%	\$ 2,001,663
San Ysidro Adult (SYS)	0001	1988	1,842	176,732	856,622	79.4%	\$ 384,065
San Ysidro Adult (SYS)	0002	1988	5,499	639,327	2,557,310	75.0%	\$ 493,837
San Ysidro Adult (SYS)	0003	1988	3,362	390,875	1,563,498	75.0%	\$ 478,231
San Ysidro Adult (SYS)	0004	1988	6,673	487,867	3,103,279	84.3%	\$ 924,032
San Ysidro Adult (SYS)	0005	1988	3,364	391,107	1,564,428	75.0%	\$ 487,768
San Ysidro Adult (SYS)	0006	1988	5,422	471,428	2,521,501	81.3%	\$ 828,789
San Ysidro Adult (SYS)	0007	1988	800	61,515	372,040	83.5%	\$ -
San Ysidro Adult (SYS)	ASB	1988	700	81,384	325,535	75.0%	\$ -
<b>Sub Total</b>			<b>162,800</b>	<b>\$ 18,420,793</b>	<b>\$ 75,710,142</b>	<b>75.7%</b>	<b>\$ 8,885,795</b>

#### Totals - Permanent

**3,389,063 \$ 236,529,983 \$ 1,576,083,766 85% \$ 275,453,397**

#### High Schools - Portable

Bonita Vista High School (BVH)	P807-8	1990	3,381	110,390	1,572,334	93.0%	\$ 298,595
Bonita Vista High School (BVH)	P901-914	1987	17,029	2,771,768	7,919,336	65.0%	\$ 1,107,774
Bonita Vista High School (BVH)	P809-10	1990	3,867	269,752	1,798,348	85.0%	\$ 196,046
Bonita Vista High School (BVH)	P800	1990	8,310	13,860	3,864,566	99.6%	\$ 665,629
Bonita Vista High School (BVH)	P915-18	2004	5,540	129,367	2,576,377	95.0%	\$ 318,311
Bonita Vista High School (BVH)	PRR	1991	545	61,278	253,452	75.8%	\$ -
Bonita Vista High School (BVH)	PRR 02	2004	1,120	177,091	520,856	66.0%	\$ 130,245
Castle Park High School (CPH)	P709-12	1991	3,840	199,491	1,785,792	88.8%	\$ 180,756
Castle Park High School (CPH)	P703-8	1991	5,760	224,227	2,678,688	91.6%	\$ 317,850
Castle Park High School (CPH)	P701-2	2005	1,920	90,045	892,896	89.9%	\$ 90,376
Castle Park High School (CPH)	P800	2004	4,800	208,887	2,232,240	90.6%	\$ 217,626
Castle Park High School (CPH)	PRR1	2007	588	95,707	273,449	65.0%	\$ 82,323
Castle Park High School (CPH)	PRR2	2007	480	66,968	223,224	70.0%	\$ 140,119
Castle Park High School (CPH)	P AB	2007	1,920	150,098	892,896	83.2%	\$ 99,664
Castle Park High School (CPH)	P ROP	2007	1,920	161,097	892,896	82.0%	\$ 120,618
Castle Park High School (CPH)	Learning Center	1991	1,920	312,514	892,896	65.0%	\$ 87,135
Castle Park High School (CPH)	P PE	2001	4,032	250,479	1,875,082	86.6%	\$ 353,235
Chula Vista High School (CVH)	0200	1955	18,337	730,041	8,527,622	91.4%	\$ 407,824
Chula Vista High School (CVH)	P700	1985	4,800	225,636	2,232,240	89.9%	\$ 101,073
Chula Vista High School (CVH)	P1800	1998	2,624	229,026	1,220,291	81.2%	\$ 129,885

Campus Name	Building Name	Year Built	Total Area	Facility Condition Cost	Total Replacement Cost	Facility Condition Score	10 Year Life Cycle
Chula Vista High School (CVH)	P806-11	1985	5,760	380,029	2,678,688	85.8%	\$ 298,324
Chula Vista High School (CVH)	P800	1985	16,321	462,456	7,590,081	93.9%	\$ 83,144
Chula Vista High School (CVH)	PRR	1975	480	68,539	223,224	69.3%	\$ 14,677
Eastlake High School (ELH)	P RR1	2002	480	86,388	223,224	61.3%	\$ 18,910
Eastlake High School (ELH)	P RR2	2002	480	79,075	223,224	64.6%	\$ 18,910
Eastlake High School (ELH)	R16	2004	1,128	56,448	524,576	89.2%	\$ 34,889
Eastlake High School (ELH)	P LC	2011	960	46,550	446,448	89.6%	\$ 37,385
Eastlake High School (ELH)	Portables	2006	5,760	559,101	2,678,688	79.1%	\$ 339,454
Hilltop High School (HTH)	P RR2	1991	480	78,128	223,224	65.0%	\$ 34,522
Hilltop High School (HTH)	P905-8	1991	3,494	278,078	1,624,885	82.9%	\$ 26,820
Hilltop High School (HTH)	P950-1	1991	1,964	112,412	913,358	87.7%	\$ 14,035
Hilltop High School (HTH)	P RR1	1991	500	55,087	232,525	76.3%	\$ 46,802
Hilltop High School (HTH)	P807-12	2001	6,000	497,696	2,790,300	82.2%	\$ 51,064
Hilltop High School (HTH)	P803-6	2001	1,852	415,152	861,273	51.8%	\$ 13,906
Hilltop High School (HTH)	P909-12	1991	4,000	651,070	1,860,200	65.0%	\$ 28,585
Hilltop High School (HTH)	P510	2001	1,935	219,636	899,872	75.6%	\$ 13,357
Hilltop High School (HTH)	P411	2002	1,000	86,247	465,050	81.5%	\$ 7,145
Mar Vista High School (MVH)	P600	2008	7,175	231,954	3,336,734	93.0%	\$ 439,784
Mar Vista High School (MVH)	P500	1991	2,048	333,347	952,422	65.0%	\$ 179,959
Mar Vista High School (MVH)	P800	1991	4,850	789,423	2,255,493	65.0%	\$ 83,296
Mar Vista High School (MVH)	PRR	1991	473	76,990	219,969	65.0%	\$ 7,255
Mar Vista High School (MVH)	PCDS	2001	4,100	313,187	1,906,705	83.6%	\$ 36,518
Montgomery High School (MOH)	P900	1969	9,707	1,579,985	4,514,240	65.0%	\$ 511,895
Montgomery High School (MOH)	P911	1969	451	83,685	209,738	60.1%	\$ 74,212
Montgomery High School (MOH)	P1000	1971	7,670	891,733	3,566,934	75.0%	\$ 448,114
Olympian High School (OSH)	EHA 1	2011	2,888	98,500	1,343,064	92.7%	\$ 279,206
Olympian High School (OSH)	EHA 2	2011	3,852	116,845	1,791,373	93.5%	\$ 345,228
Olympian High School (OSH)	EHA 3	2011	3,852	90,187	1,791,373	95.0%	\$ 371,450
Olympian High School (OSH)	EHA 4	2011	1,926	58,753	895,686	93.4%	\$ 206,006
Otay Ranch High School (ORH)	Portables	2005	11,520	765,309	5,357,376	85.7%	\$ 791,012
Otay Ranch High School (ORH)	PRR	2005	650	39,962	302,283	86.8%	\$ 58,162
Palomar High School (PAH)	P01	2000	1,025	106,337	476,676	77.7%	\$ 41,673
Palomar High School (PAH)	P02	2000	1,025	85,198	476,676	82.1%	\$ 61,814
Palomar High School (PAH)	P03	2000	1,025	83,472	476,676	82.5%	\$ 35,974
Palomar High School (PAH)	P04	2000	1,025	83,247	476,676	82.5%	\$ 35,974
San Ysidro High School (SYH)	ROTC	2004	3,840	203,432	1,785,792	88.6%	\$ 387,689
San Ysidro High School (SYH)	Portables	2005	9,588	579,821	4,458,900	87.0%	\$ 908,666
Southwest High School (SOH)	P800	2002	2,040	171,511	948,702	81.9%	\$ 78,056
Southwest High School (SOH)	P RR2	2006	927	89,325	431,101	79.3%	\$ 74,158
Southwest High School (SOH)	P717	2004	1,020	132,519	474,351	72.1%	\$ 85,404
Southwest High School (SOH)	P700	2004	11,520	2,309,029	5,357,376	56.9%	\$ 570,262
Southwest High School (SOH)	P RR1	2006	800	83,709	372,040	77.5%	\$ 75,321
Southwest High School (SOH)	P900-4	2004	4,644	755,892	2,159,692	65.0%	\$ 251,163
Southwest High School (SOH)	P905-12	2004	8,800	834,857	4,092,440	79.6%	\$ 525,823
Southwest High School (SOH)	P913-16	2004	4,980	240,397	2,315,949	89.6%	\$ 275,631
Southwest High School (SOH)	P Learning Center	2004	4,000	385,061	1,860,200	79.3%	\$ 205,141
Sweetwater High School (SUH)	Main Gym	2002	31,992	378,168	14,877,879	97.5%	\$ 2,168,438
Sweetwater High School (SUH)	Practice Gym	1952	11,759	1,913,983	5,468,523	65.0%	\$ 931,558
Sweetwater High School (SUH)	1400	1954	4,921	800,979	2,288,511	65.0%	\$ 260,251
Sweetwater High School (SUH)	P900	1985	4,540	738,964	2,111,327	65.0%	\$ 304,801
<b>Sub Total</b>			<b>315,960</b>	<b>\$ 26,055,578</b>	<b>\$ 146,937,198</b>	<b>82.3%</b>	<b>\$ 17,236,907</b>
<b>Middle/Junior High Schools - Portable</b>							
Bonita Vista Middle School (BVM)	P700	1990	5,676	923,868	2,639,624	65.0%	\$ 310,865
Bonita Vista Middle School (BVM)	P HE	1990	1,952	317,722	907,778	65.0%	\$ 90,496
Bonita Vista Middle School (BVM)	P805-8	1989	3,600	468,771	1,674,180	72.0%	\$ 273,278
Bonita Vista Middle School (BVM)	P801-4	1989	3,600	468,771	1,674,180	72.0%	\$ 259,270
Castle Park Middle School (CPM)	PRR	1954	491	93,753	228,340	58.9%	\$ 46,526
Castle Park Middle School (CPM)	P811-12	1954	1,949	89,984	906,382	90.1%	\$ 171,236
Castle Park Middle School (CPM)	P6-8	1954	3,024	41,727	1,406,311	97.0%	\$ 5,582
Chula Vista Middle School (CVM)	P800	2010	8,640	209,017	4,018,032	94.8%	\$ -
Chula Vista Middle School (CVM)	P602-3	2012	1,920	47,005	892,896	94.7%	\$ 42,070
Chula Vista Middle School (CVM)	R1-6	2010	6,048	99,208	2,812,622	96.5%	\$ 166,529
Chula Vista Middle School (CVM)	RR1	2012	1,008	9,665	468,770	97.9%	\$ 52,096
Chula Vista Middle School (CVM)	RR2	2010	360	41,343	167,418	75.3%	\$ -
Granger Junior High School (GJH)	PRR	1998	480	35,857	223,224	83.9%	\$ 54,920
Granger Junior High School (GJH)	P807	1998	960	77,248	446,448	82.7%	\$ 53,810
Granger Junior High School (GJH)	P900	1998	1,920	51,895	892,896	94.2%	\$ 61,098
Granger Junior High School (GJH)	P800	1998	3,840	259,838	1,785,792	85.4%	\$ 84,628
Hilltop Middle School (HTM)	P510	2000	1,012	185,083	470,631	60.7%	\$ 24,629
Hilltop Middle School (HTM)	P500	2000	4,551	740,755	2,116,443	65.0%	\$ 88,462
Mar Vista Middle School (MVM)	0400	1961	7,168	257,147	3,333,478	92.3%	\$ 208,117
Mar Vista Middle School (MVM)	Electrical Bldg	1961	309	28,740	143,700	80.0%	\$ 3,798
Mar Vista Middle School (MVM)	PRR	1961	487	22,648	226,479	90.0%	\$ 36,245
Mar Vista Middle School (MVM)	P409-513	1998	5,921	189,598	2,753,561	93.1%	\$ -
Mar Vista Middle School (MVM)	P515-6	2001	1,920	121,142	892,896	86.4%	\$ -
Mar Vista Middle School (MVM)	P907	2002	1,455	42,895	676,648	93.7%	\$ 76,737
Montgomery Middle School (MOM)	Family Resource Center	2004	973	54,299	452,494	88.0%	\$ 46,825
Montgomery Middle School (MOM)	P600	2000	3,863	718,595	1,796,488	60.0%	\$ 259,286
Montgomery Middle School (MOM)	P408	2000	981	68,453	456,214	85.0%	\$ 54,906
Rancho del Rey Middle School (RDM)	P RR1	2002	800	148,788	372,040	60.0%	\$ 88,586
Rancho del Rey Middle School (RDM)	P RR2	2002	800	148,816	372,040	60.0%	\$ 95,684
Southwest Middle School (SOM)	Portables	2008	12,480	749,921	5,803,824	87.1%	\$ 651,748
<b>Sub Total</b>			<b>88,188</b>	<b>\$ 6,712,551</b>	<b>\$ 41,011,829</b>	<b>83.6%</b>	<b>\$ 3,307,427</b>
<b>Adult Schools - Portable</b>							

Campus Name	Building Name	Year Built	Total Area	Facility Condition Cost	Total Replacement Cost	Facility Condition Score	10 Year Life Cycle
Chula Vista Adult School (CVA)	P400	1974	9,724	904,430	4,522,146	80.0%	\$ 577,045
Chula Vista Adult School (CVA)	P500	1974	5,472	202,091	2,544,754	92.1%	\$ 435,085
Chula Vista Adult School (CVA)	P RR1	1974	480	69,471	223,224	68.9%	\$ 54,926
Chula Vista Adult School (CVA)	P RR2	1974	480	91,169	223,224	59.2%	\$ 74,926
Chula Vista Adult School (CVA)	P ALT	1974	1,620	83,915	753,381	88.9%	\$ 10,756
Chula Vista Adult School (CVA)	P BB	1974	1,920	107,819	892,896	87.9%	\$ 122,615
Chula Vista Adult School (CVA)	P TPP	1974	1,440	94,242	669,672	85.9%	\$ 133,277
Montgomery Adult School (MOA)	MOA	2000	14,780	1,122,648	6,873,439	83.7%	\$ 897,792
Montgomery Adult School (MOA)	RR1	1998	480	126,731	223,224	43.2%	\$ -
Montgomery Adult School (MOA)	BTSA	2002	2,300	90,667	1,069,615	91.5%	\$ -
Montgomery Adult School (MOA)	P01-02	2001	1,920	481,272	892,896	46.1%	\$ 6,567
Montgomery Adult School (MOA)	RR2	2000	480	94,065	223,224	57.9%	\$ -
<b>Sub Total</b>			<b>41,096</b>	<b>\$ 3,468,519</b>	<b>\$ 19,111,695</b>	<b>82%</b>	<b>\$ 2,312,989</b>
<b>Totals - Portable</b>			<b>445,244</b>	<b>\$ 36,236,648</b>	<b>\$ 207,060,722</b>	<b>82.5%</b>	<b>\$ 22,857,323</b>
<b>District Total</b>			<b>3,834,307</b>	<b>\$ 272,766,631</b>	<b>\$ 1,783,144,488</b>	<b>84.7%</b>	<b>\$ 298,310,720</b>



## Appendix G – MGT Summary of March Community Meetings

The following table contains draft report prepared by MGT summarizes the findings from the March 2014 community meetings.

In March 2014, MGT staff conducted community input sessions in four different locations. The sessions were held at the area schools and all community members were invited to attend through public advertising and the district's call-out telephone system. *Exhibit 1-1* presents the dates, locations, and number of participants for each of the public meetings. The public input also included the online survey that followed the public meetings. There were 342 total respondents, including input from students, employees, parents, and community members.

EXHIBIT 1-1  
SWEETWATER UNION HIGH SCHOOL DISTRICT  
COMMUNITY INPUT MEETING SCHEDULE

MEETING NO.	DATE	LOCATION	NUMBER OF PARTICIPANTS
1	March 10, 2014	Castle Park High School	13
2	March 11, 2014	Southwest High School	38
3	March 12, 2014	Granger Junior High School	20
4	March 13, 2014	Otay Ranch High School	30
Online	April 21 – 28, 2014	Online Survey	140
TOTAL			342

SOURCE: MGT OF AMERICA, INC., 2014.

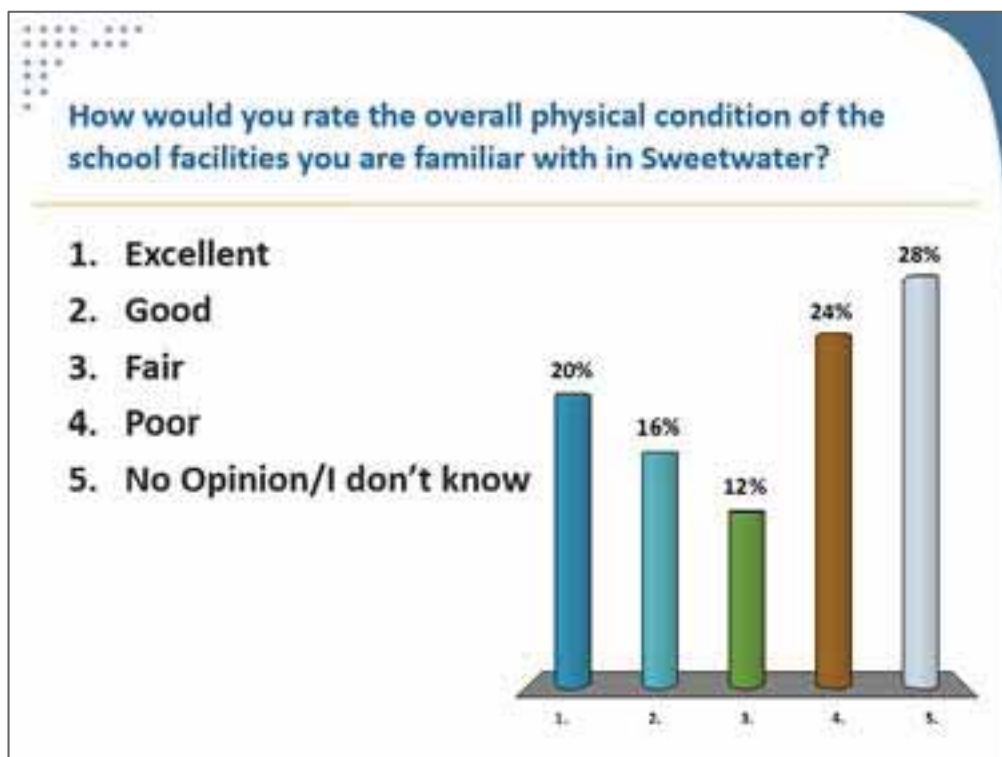
The public input sessions included three activities. The first was an informational presentation about the facility master plan process. The second activity was a large group audience participation session where participants could “vote” on issues, using electronic clickers. The third was a small group facilitated session where participants could provide greater detail and comment about any of the questions asked during the large group session.

**Informational Session.** This presentation gave background information regarding the goals, timeline, and processes to be used during the project. The goal is to gather data about the district's facilities, including both the condition and the educational suitability of each school, in order to identify priorities and plans for the future. Public input is part of the data to be used to develop the priorities.

**Large Group Session.** This portion provided each participant the opportunity to respond to a series of questions by voting with the “clickers.” The questions started with demographic information – number of parents or employees – and included various issues that were appropriate to the district, including safety, equity among schools, the importance of appropriate learning spaces, etc. (See *Appendix A* for the complete survey.) The results from each question were posted instantaneously on the screen as a bar graph which allowed the participants to view how the group as a whole had responded to each question. The large group survey was designed to be a “conversation starter” for a more in-depth discussion during the small groups. The individual answers from this survey were anonymous with the posted results reflecting the group's views. The data gathered at the community meetings is understood to be a characterization of the sentiment of those present and not a representative sampling or poll of the Sweetwater community in general.

*Exhibit 1-2* is an example of the survey questions and the graphical response from the participants.

EXHIBIT 1-2  
SWEETWATER UNION HIGH SCHOOL DISTRICT  
SAMPLE MEETING BAR GRAPH



SOURCE: MGT OF AMERICA, INC., 2014.

**Small Group Session.** The third activity was a small group discussion of the issues identified in the large group session. These discussions were facilitated by staff from the district and MGT. The role of the facilitator was to moderate the discussion, listen to the comments, and capture notes from the group. The facilitators identified “major themes” heard during each session. No recordings or transcripts of these sessions were made.

In an effort to increase the opportunity for broad-based input, especially from those most familiar with the status at each school, SUHSD posted the survey on the district’s website ([www.sweetwaterschools.org](http://www.sweetwaterschools.org)) and encouraged students and staff to respond. The online survey questions matched those in the large group session and space was provided to allow comments following each question.

## DATA GATHERED

This section provides information about each of the questions explored during the community input sessions. *Exhibit 1-3* provides a list of the issues explored, both online and at the public input sessions.

EXHIBIT 1-3  
SWEETWATER UNION HIGH SCHOOL DISTRICT

QUESTIONS
Overall physical condition of SUHSD schools
Overall safety and security in SUHSD schools
Quality of technology provided for students and staff in SUHSD schools
Site condition, parking, landscaping, etc.
Athletic facilities
Facility equity among SUHSD schools
The concept of magnet schools
Science facilities
General classroom facilities
Visual art program facilities
Physical education facilities
Performing arts program facilities
Special education facilities
Computer lab facilities
Media Center facilities
Cafeteria facilities
Parking and access for parents and buses
Most important factor in making facility improvement decisions

SOURCE: MGT OF AMERICA, INC., 2014.

*Exhibits 1-4 to 1-21* provide detail about the responses to questions from the public meetings and the online survey. For each question, we have provided the percent of respondents with a mostly positive response and included representative comments gathered during the small group sessions. In an exhibit following each question, we have provided a table with the percent of respondents for each session that answered the question "Excellent," "Good," etc. The data for each column total 100%, based on each session. Additionally, we have graphed the data from each of the sessions, the online survey, and the total of all participants. The data are shown in a bar graph based on the percent of participants who answered the question, "Excellent," "Good," etc.



## 1. OVERALL PHYSICAL CONDITION OF SUHSD SCHOOLS

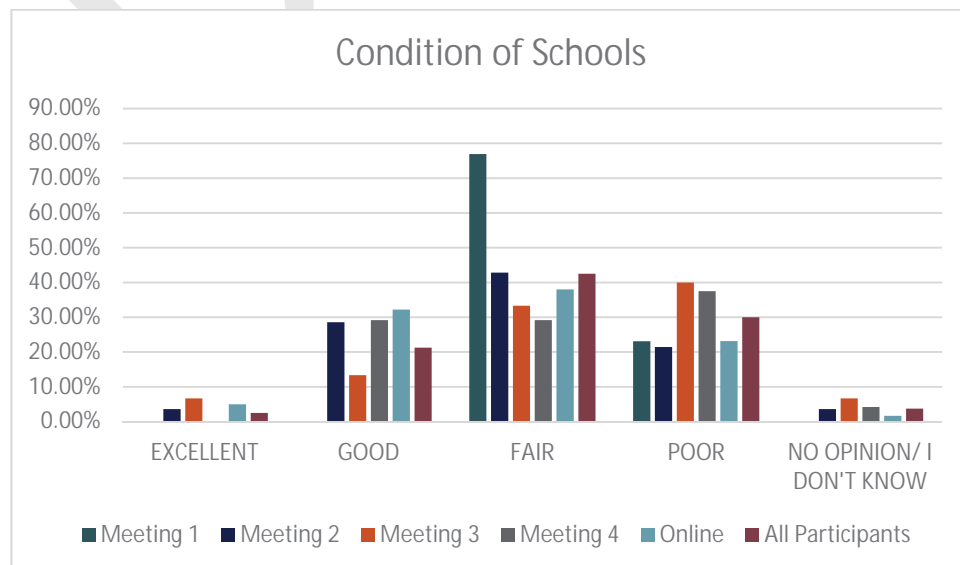
When asked to rate the overall physical condition of schools in SUHSD, only 31 percent said it was *Good* or *Excellent*. Representative comments from the small group conversations included the following:

- ♦ *The new 2 story building is terrific, however other buildings on campus need improvement.*
- ♦ *Buildings are old, but maintained. They do need air conditioning.*
- ♦ *The high schools look well kept, the middle schools look like abandoned property.*
- ♦ *A lot of uneven surfaces. Only some classes have A/C and windows do not allow much of a breeze. (Since we start in July, it makes it difficult for students to concentrate when it's too hot). No shade areas in PE for hot days.*
- ♦ *Buildings do not meet code standards. Sidewalks are cracked. Classrooms are not all provided with AC. Science classrooms are horrific. PE facilities are a travesty. The blacktop and fields are in poor to disgusting conditions. The locker rooms are not fit for prison facilities. Bathrooms are not equipped with locks for stalls or sanitary conditions.*
- ♦ *The physical condition is not the best, but it is O.K.*

### EXHIBIT 1-4 SWEETWATER UNION HIGH SCHOOL DISTRICT COMMUNITY MEETINGS PUBLIC PERCEPTION – CONDITION OF SCHOOLS

RESPONSES	EXCELLENT	GOOD	FAIR	POOR	NO OPINION/ I DON'T KNOW	TOTAL
Meeting 1	0.00%	0.00%	76.92%	23.08%	0.00%	100%
Meeting 2	3.57%	28.57%	42.86%	21.43%	3.57%	100%
Meeting 3	6.67%	13.33%	33.33%	40.00%	6.67%	100%
Meeting 4	0.00%	29.17%	29.17%	37.50%	4.17%	100%
Online	4.96%	32.23%	38.02%	23.14%	1.65%	100%
All Participants	2.50%	21.25%	42.50%	30.00%	3.75%	100%

SOURCE: MGT OF AMERICA, INC., 2014.



SOURCE: MGT OF AMERICA, INC., 2014.

## 2. OVERALL SAFETY AND SECURITY OF SUHSD SCHOOLS

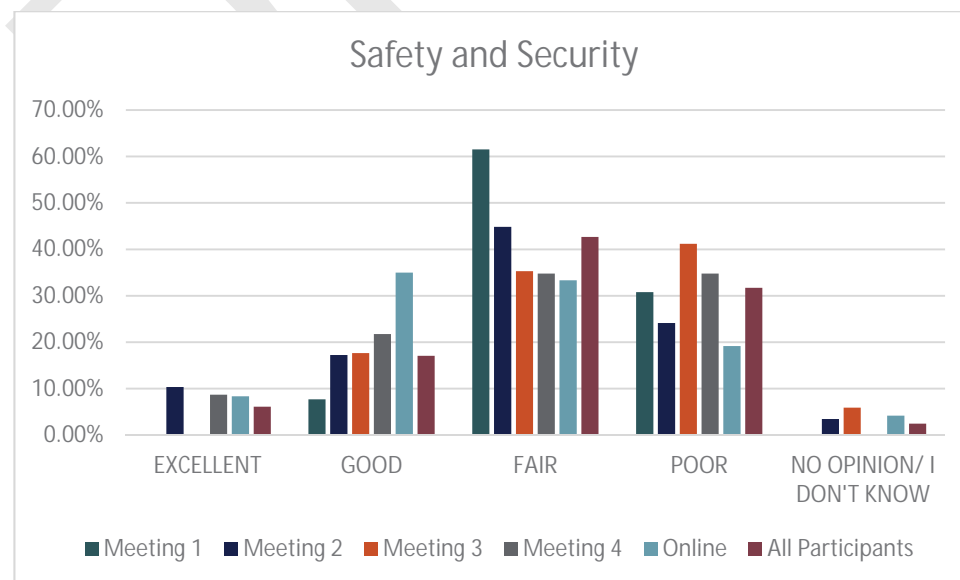
When asked to rate the overall safety and security of schools in SUHSD, 35 percent said it was *Good* or *Excellent*. Representative comments from the small group conversations included the following:

- ♦ *Each site should be reviewed for new district standards but there should be a five year plan to bring sites into compliance.*
- ♦ *All doors need to be locked from the inside. Currently, several old buildings have doors that need to be locked from the outside which can pose a problem if there were a shooter on campus.*
- ♦ *There is not any real security in place. Schools are over-crowded and under staffed.*
- ♦ *By having a security person walk students across the street, students are safer.*
- ♦ *Very little is done for students that are being bullied or bothered even while being watched by an adult that works at the school.*

EXHIBIT 1-5  
SWEETWATER UNION HIGH SCHOOL DISTRICT  
COMMUNITY MEETINGS  
PUBLIC PERCEPTION – SAFETY AND SECURITY

RESPONSES	EXCELLENT	GOOD	FAIR	POOR	NO OPINION/ I DON'T KNOW	TOTAL
Meeting 1	0.00%	7.69%	61.54%	30.77%	0.00%	100%
Meeting 2	10.34%	17.24%	44.83%	24.14%	3.45%	100%
Meeting 3	0.00%	17.65%	35.29%	41.18%	5.88%	100%
Meeting 4	8.70%	21.74%	34.78%	34.78%	0.00%	100%
Online	8.33%	35.00%	33.33%	19.17%	4.17%	100%
All Participants	6.10%	17.07%	42.68%	31.71%	2.44%	100%

SOURCE: MGT OF AMERICA, INC., 2014.



SOURCE: MGT OF AMERICA, INC., 2014.

### 3. OVERALL QUALITY OF TECHNOLOGY PROVIDED STUDENTS AND STAFF OF SUHSD SCHOOLS

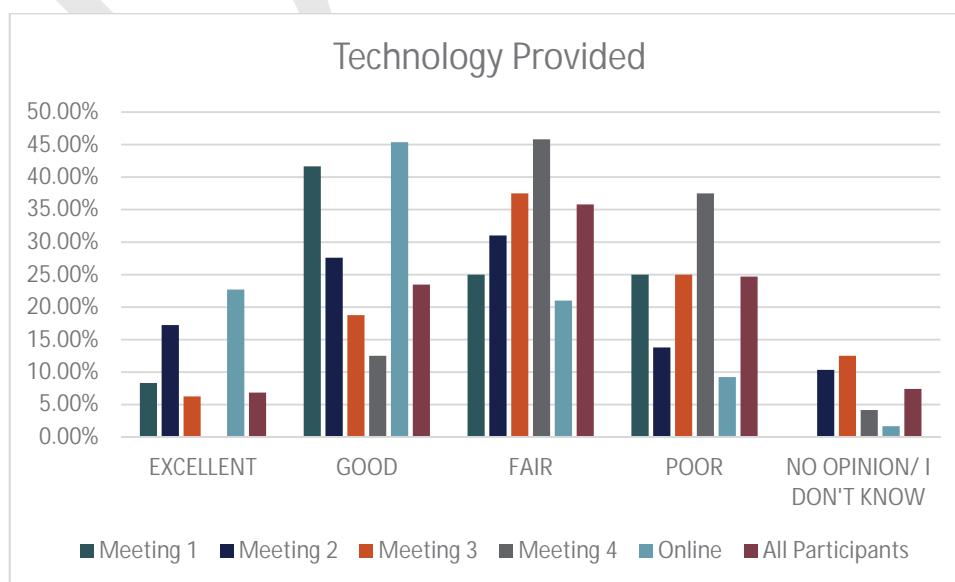
When asked to rate the overall quality of technology provided students and staff in SUHSD, 54 percent said it was *Good* or *Excellent*. Representative comments from the small group conversations included the following:

- ♦ *There are still some access issues. Computer labs need updating. iPads have been successful although improvements could be made in instruction and usage.*
- ♦ *Money is spent unwisely on technology.*
- ♦ *I'm not convinced that the iPad does anything to improve learning.*
- ♦ *iPads and Wi-Fi conditions have improved. Desktops need to be replaced. Need access to e-printers in workroom and classrooms.*
- ♦ *Quality of technology district wide is impressive. The Walkie-Talkie systems are essential at school sites. I'm glad the schools have them.*

EXHIBIT 1-6  
SWEETWATER UNION HIGH SCHOOL DISTRICT  
COMMUNITY MEETINGS  
PUBLIC PERCEPTION – TECHNOLOGY PROVIDED

RESPONSES	EXCELLENT	GOOD	FAIR	POOR	NO OPINION/ I DON'T KNOW	TOTAL
Meeting 1	8.33%	41.67%	25.00%	25.00%	0.00%	100%
Meeting 2	17.24%	27.59%	31.03%	13.79%	10.34%	100%
Meeting 3	6.25%	18.75%	37.50%	25.00%	12.50%	100%
Meeting 4	0.00%	12.50%	45.83%	37.50%	4.17%	100%
Online	22.69%	45.38%	21.01%	9.24%	1.68%	100%
All Participants	6.84%	23.46%	35.80%	24.69%	7.41%	100%

SOURCE: MGT OF AMERICA, INC., 2014.



SOURCE: MGT OF AMERICA, INC., 2014.

#### 4. OVERALL SITE CONDITION OF SUHSD SCHOOLS

When asked to rate the overall site condition of schools in SUHSD, 26 percent said it was *Good* or *Excellent*. Representative comments from the small group conversations included the following:

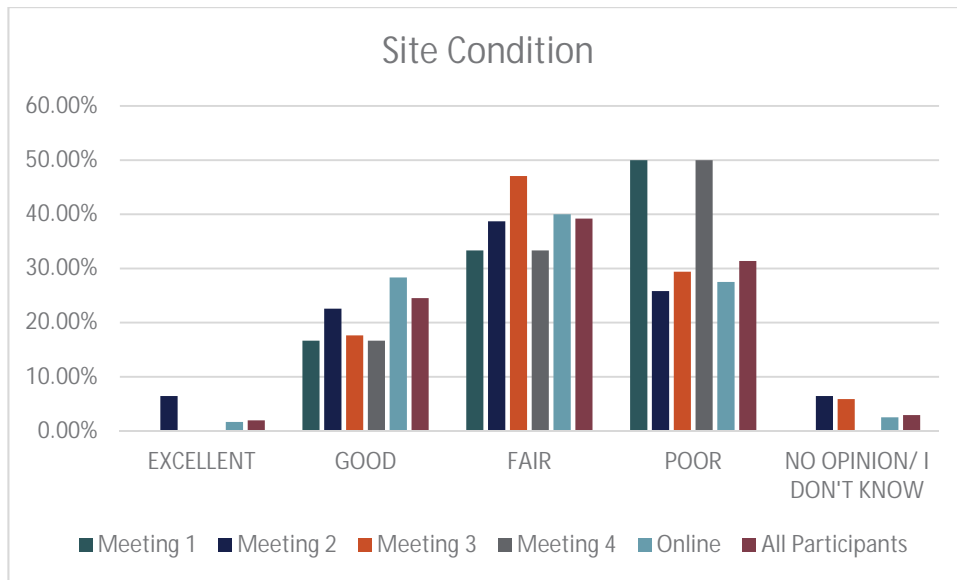
- ♦ *Some sites look run-down. Others lack adequate parking for staff and visitors. Some sites are adjacent to busy streets and that can be a safety issue for students.*
- ♦ *Parking for staff is unregulated and high school students and middle school students walk through staff parking lots with their skateboards. There is extremely dangerous bus, staff parking and student ingress & egress. Students have been hit by cars due to the crazy street accessibility and student drop off/pick up.*
- ♦ *It is horrible at the older schools, better at newer schools.*
- ♦ *Solar (power/electrical) system in progress is good. However, we need more parking space, not less.*
- ♦ *Walls, fences, etc. need to be cleaned and re-painted often.*
- ♦ *No parking at this school. Not safe conditions for dropping students off.*
- ♦ *Parking and student drop-off is horrendous. Stop making parents go through a long line to drop their kids off and just let them drop them off where ever there is an entrance to the school.*

EXHIBIT 1-7  
SWEETWATER UNION HIGH SCHOOL DISTRICT  
COMMUNITY MEETINGS  
PUBLIC PERCEPTION – SITE CONDITION

RESPONSES	EXCELLENT	GOOD	FAIR	POOR	NO OPINION/ I DON'T KNOW	TOTAL
Meeting 1	0.00%	16.67%	33.33%	50.00%	0.00%	100%
Meeting 2	6.45%	22.58%	38.71%	25.81%	6.45%	100%
Meeting 3	0.00%	17.65%	47.06%	29.41%	5.88%	100%
Meeting 4	0.00%	16.67%	33.33%	50.00%	0.00%	100%
Online	1.67%	28.33%	40.00%	27.50%	2.50%	100%
All Participants	1.96%	24.51%	39.22%	31.37%	2.94%	100%

SOURCE: MGT OF AMERICA, INC., 2014.

EXHIBIT 1-7 (CONTINUED)  
SWEETWATER UNION HIGH SCHOOL DISTRICT  
COMMUNITY MEETINGS  
PUBLIC PERCEPTION – SITE CONDITION



SOURCE: MGT OF AMERICA, INC., 2014.

## 5. OVERALL ATHLETIC FACILITIES OF SUHSD SCHOOLS

When asked to rate the overall athletic facilities of schools in SUHSD, 30 percent said it was *Good* or *Excellent*. Representative comments from the small group conversations included the following:

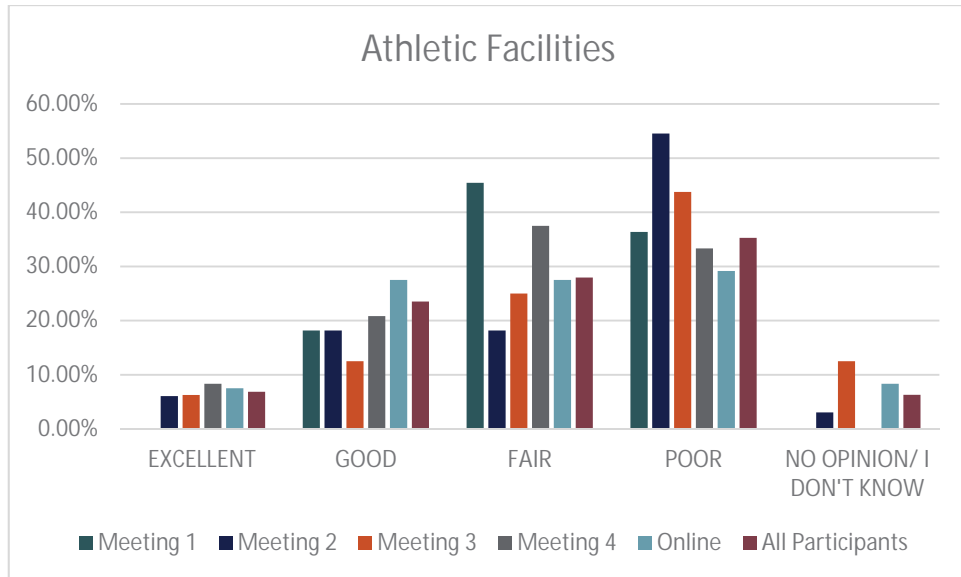
- ♦ *There should be equitable facilities across the district. This not only includes fields but access to weight training programs, equipment, etc. Budgets for athletic teams should be equitable among all sites.*
- ♦ *Schools on the west side lack the amenities of the east side schools.*
- ♦ *OLD: uneven surfaces. - Dirt and rocks on Blacktop (slippery). - No shade for PE area when HOT! - No place to go when it rains.*
- ♦ *High schools look decent, middle schools are a liability waiting to happen. Sprinkler systems need to be updated, black tops are crumbling, walkways uneven, drainage ditches exposed. There are unsafe classrooms, electrical wiring a hazard.*
- ♦ *This area is a disgrace, the poorest kept part of the school. It has been that way for decades. Good thing the PE dept. has fund raisers to get new equipment every year or that area of PE would also be a disgrace.*

### EXHIBIT 1-8 SWEETWATER UNION HIGH SCHOOL DISTRICT COMMUNITY MEETINGS PUBLIC PERCEPTION – ATHLETIC FACILITIES

RESPONSES	EXCELLENT	GOOD	FAIR	POOR	NO OPINION/ I DON'T KNOW	TOTAL
Meeting 1	0.00%	18.18%	45.45%	36.36%	0.00%	100%
Meeting 2	6.06%	18.18%	18.18%	54.55%	3.03%	100%
Meeting 3	6.25%	12.50%	25.00%	43.75%	12.50%	100%
Meeting 4	8.33%	20.83%	37.50%	33.33%	0.00%	100%
Online	7.50%	27.50%	27.50%	29.17%	8.33%	100%
All Participants	6.86%	23.53%	27.94%	35.29%	6.30%	100%

SOURCE: MGT OF AMERICA, INC., 2014.

EXHIBIT 1-8 (CONTINUED)  
SWEETWATER UNION HIGH SCHOOL DISTRICT  
COMMUNITY MEETINGS  
PUBLIC PERCEPTION – ATHLETIC FACILITIES



SOURCE: MGT OF AMERICA, INC., 2014.

## 6. FACILITY EQUITY AMONG SUHSD SCHOOLS

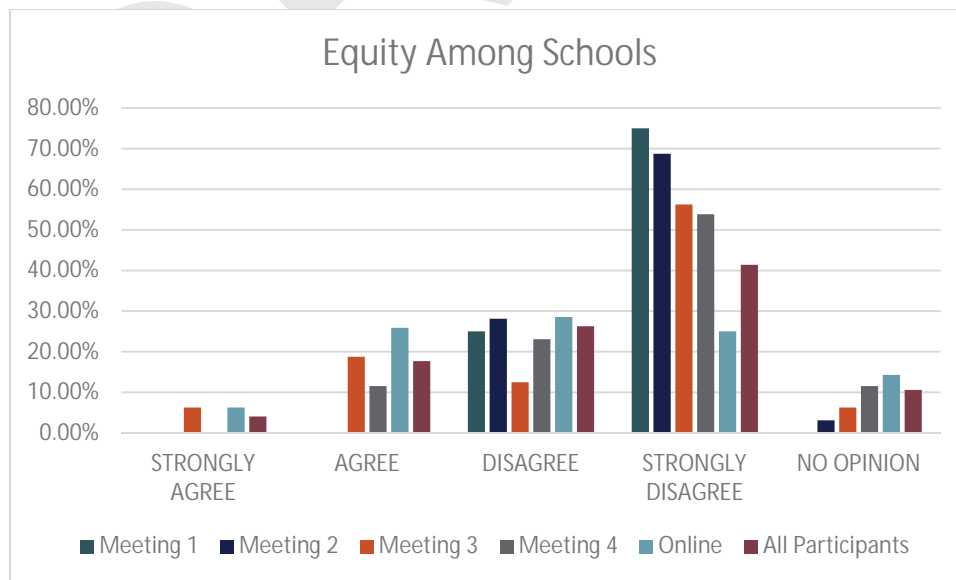
When asked to rate the equity among schools in SUHSD, 23 percent said they *Strongly Agree* or *Agree*. Representative comments from the small group conversations included the following:

- ♦ *West side and older schools still are not as "up-to-date" as newer sites.*
- ♦ *No way!!! Not at all!!!*
- ♦ *Maybe it just has to do with the age of the schools, but the older schools do not have half of what the new schools have.*
- ♦ *Our school was supposed to be finished or renovated years ago, but always gets bumped off the list.*

EXHIBIT 1-9  
SWEETWATER UNION HIGH SCHOOL DISTRICT  
COMMUNITY MEETINGS  
PUBLIC PERCEPTION – EQUITY AMONG SCHOOLS

RESPONSES	STRONGLY AGREE	AGREE	DISAGREE	STRONGLY DISAGREE	NO OPINION	TOTAL
Meeting 1	0.00%	0.00%	25.00%	75.00%	0.00%	100%
Meeting 2	0.00%	0.00%	28.13%	68.75%	3.13%	100%
Meeting 3	6.25%	18.75%	12.50%	56.25%	6.25%	100%
Meeting 4	0.00%	11.54%	23.08%	53.85%	11.54%	100%
Online	6.25%	25.89%	28.57%	25.00%	14.29%	100%
All Participants	4.04%	17.68%	26.26%	41.41%	10.61%	100%

SOURCE: MGT OF AMERICA, INC., 2014.



SOURCE: MGT OF AMERICA, INC., 2014.



## 7. CONCEPT OF MAGNET SCHOOLS IN SUHSD

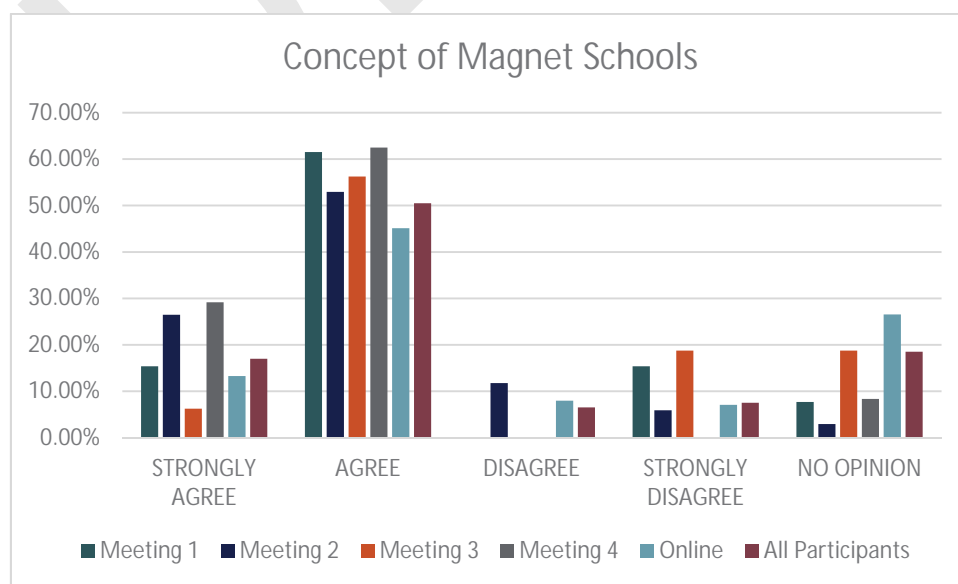
When asked to rate the concept of magnet schools in SUHSD, 67 percent said they *Strongly Agree* or *Agree*. Representative comments from the small group conversations included the following:

- ♦ *A STEM or STEAM focus would benefit our students. We should be preparing students to not only go to college but to also be able to get hired immediately after high school. All students should leave Sweetwater with work skills and confidence that they can find a good job.*
- ♦ *Focus on the schools you have.*
- ♦ *Seems OK as is.*
- ♦ *I am not familiar with the concept.*
- ♦ *All schools with both college bound curriculum & with skills ready for work (life).*
- ♦ *Magnet is good - but the whole school needs to come up not just the 1/5 of the school in the special program.*

EXHIBIT 1-10  
SWEETWATER UNION HIGH SCHOOL DISTRICT  
COMMUNITY MEETINGS  
PUBLIC PERCEPTION – CONCEPT OF MAGNET SCHOOLS

RESPONSES	STRONGLY AGREE	AGREE	DISAGREE	STRONGLY DISAGREE	NO OPINION	TOTAL
Meeting 1	15.38%	61.54%	0.00%	15.38%	7.69%	100%
Meeting 2	26.47%	52.94%	11.76%	5.88%	2.94%	100%
Meeting 3	6.25%	56.25%	0.00%	18.75%	18.75%	100%
Meeting 4	29.17%	62.50%	0.00%	0.00%	8.33%	100%
Online	13.27%	45.13%	7.96%	7.08%	26.55%	100%
All Participants	17.00%	50.50%	6.50%	7.50%	18.50%	100%

SOURCE: MGT OF AMERICA, INC., 2014.



SOURCE: MGT OF AMERICA, INC., 2014

## 8. SCIENCE FACILITIES IN SUHSD SCHOOLS

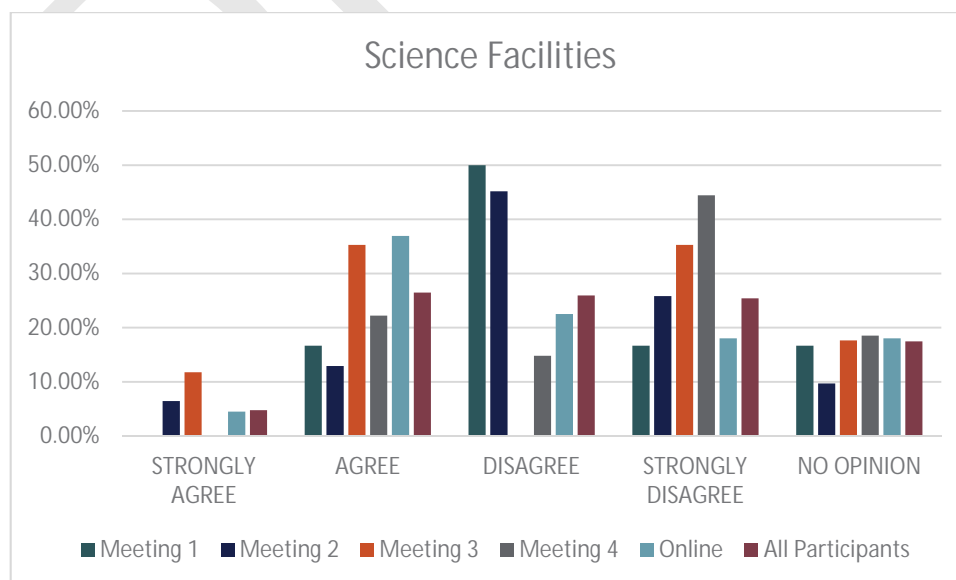
When asked to rate the overall physical condition of schools in SUHSD, 31 percent said they *Strongly Agree* or *Agree*. Representative comments from the small group conversations included the following:

- ♦ *There is limited space for students in science classes. Classes are capped due to space.*
- ♦ *Again, the older schools do not have proper science labs. Our school in particular does not have any lab tables for students.*
- ♦ *Science wing is probably the original equipment from the 60s.*
- ♦ *Middle school labs are atrocious.*
- ♦ *Some classes are held in regular classrooms.*
- ♦ *We don't have appropriate science facilities with eye wash sinks, etc.*

EXHIBIT 1-11  
SWEETWATER UNION HIGH SCHOOL DISTRICT  
COMMUNITY MEETINGS  
PUBLIC PERCEPTION – SCIENCE FACILITIES

RESPONSES	STRONGLY AGREE	AGREE	DISAGREE	STRONGLY DISAGREE	NO OPINION	TOTAL
Meeting 1	0.00%	16.67%	50.00%	16.67%	16.67%	100%
Meeting 2	6.45%	12.90%	45.16%	25.81%	9.68%	100%
Meeting 3	11.76%	35.29%	0.00%	35.29%	17.65%	100%
Meeting 4	0.00%	22.22%	14.81%	44.44%	18.52%	100%
Online	4.50%	36.94%	22.52%	18.02%	18.02%	100%
All Participants	4.76%	26.46%	25.93%	25.40%	17.46%	100%

SOURCE: MGT OF AMERICA, INC., 2014.



SOURCE: MGT OF AMERICA, INC., 2014.

## 9. GENERAL CLASSROOM FACILITIES IN SUHSD SCHOOLS

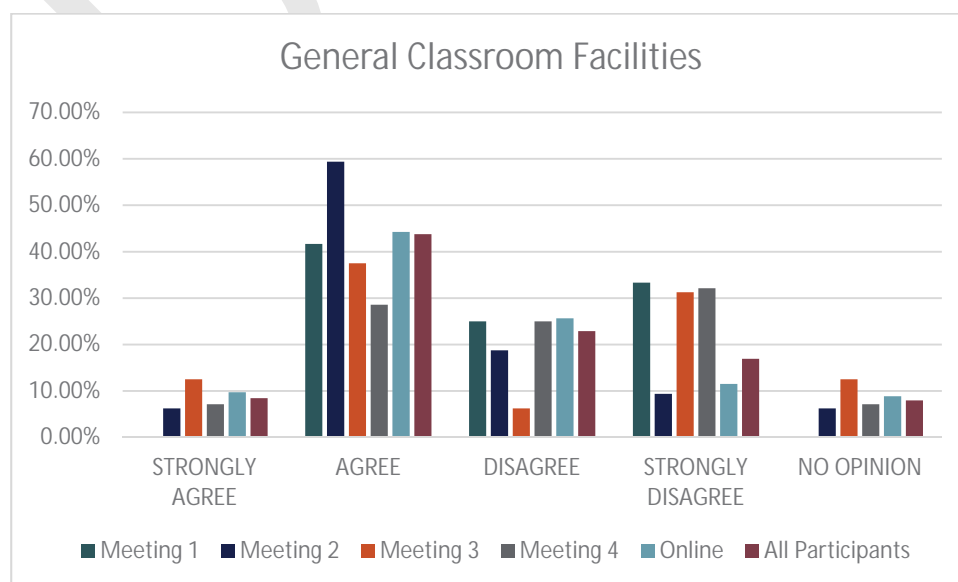
When asked to rate the overall general classroom facilities of schools in SUHSD, 52 percent said they *Strongly Agree* or *Agree*. Representative comments from the small group conversations included the following:

- ♦ *It really depends on the number of students per class. If class size is large, then the classroom is limited as far as types of instruction (group/cooperative learning, etc.) At times, there is minimal space for students to move around or make presentations.*
- ♦ *Modernized areas are air-conditioned with good heating in the winter. Non-modernized areas have no AC (miserable in the summer) and poor heating in the winter.*
- ♦ *Not all classrooms have been renovated.*
- ♦ *Some classes are too large for space provided*
- ♦ *With year-round school, some of the classes without A/C are very hot.*

### EXHIBIT 1-12 SWEETWATER UNION HIGH SCHOOL DISTRICT COMMUNITY MEETINGS PUBLIC PERCEPTION – GENERAL CLASSROOM FACILITIES

RESPONSES	STRONGLY AGREE	AGREE	DISAGREE	STRONGLY DISAGREE	NO OPINION	TOTAL
Meeting 1	0.00%	41.67%	25.00%	33.33%	0.00%	100%
Meeting 2	6.25%	59.38%	18.75%	9.38%	6.25%	100%
Meeting 3	12.50%	37.50%	6.25%	31.25%	12.50%	100%
Meeting 4	7.14%	28.57%	25.00%	32.14%	7.14%	100%
Online	9.73%	44.25%	25.66%	11.50%	8.85%	100%
All Participants	8.46%	43.78%	22.89%	16.92%	7.96%	100%

SOURCE: MGT OF AMERICA, INC., 2014.



SOURCE: MGT OF AMERICA, INC., 2014.

## 10. VISUAL ART PROGRAM FACILITIES IN SUHSD SCHOOLS

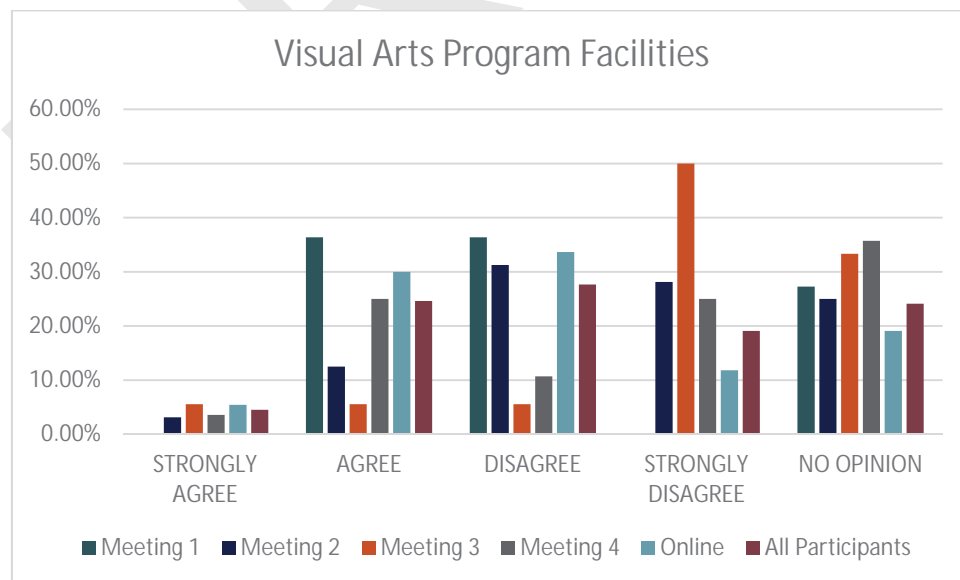
When asked to rate the visual art program facilities of schools in SUHSD, 29 percent said they *Strongly Agree* or *Agree*. Representative comments from the small group conversations included the following:

- ♦ Seriously?! We are constantly fighting to keep art classes, let alone having the appropriate space.
- ♦ *Sorry, No. Our art students are in a building where there are dangerous pieces of machinery used for woodshop in the past.*
- ♦ *Too over crowded. Space provided would be adequate with smaller class sizes in art.*
- ♦ *I don't think the school has an art area.*

EXHIBIT 1-13  
SWEETWATER UNION HIGH SCHOOL DISTRICT  
COMMUNITY MEETINGS  
PUBLIC PERCEPTION – VISUAL ARTS PROGRAM FACILITIES

RESPONSES	STRONGLY AGREE	AGREE	DISAGREE	STRONGLY DISAGREE	NO OPINION	TOTAL
Meeting 1	0.00%	36.36%	36.36%	0.00%	27.27%	100%
Meeting 2	3.13%	12.50%	31.25%	28.13%	25.00%	100%
Meeting 3	5.56%	5.56%	5.56%	50.00%	33.33%	100%
Meeting 4	3.57%	25.00%	10.71%	25.00%	35.71%	100%
Online	5.45%	30.00%	33.64%	11.82%	19.09%	100%
All Participants	4.52%	24.62%	27.64%	19.10%	24.12%	100%

SOURCE: MGT OF AMERICA, INC., 2014.



SOURCE: MGT OF AMERICA, INC., 2014.

## 11. OVERALL PHYSICAL EDUCATION FACILITIES IN SUHSD SCHOOLS

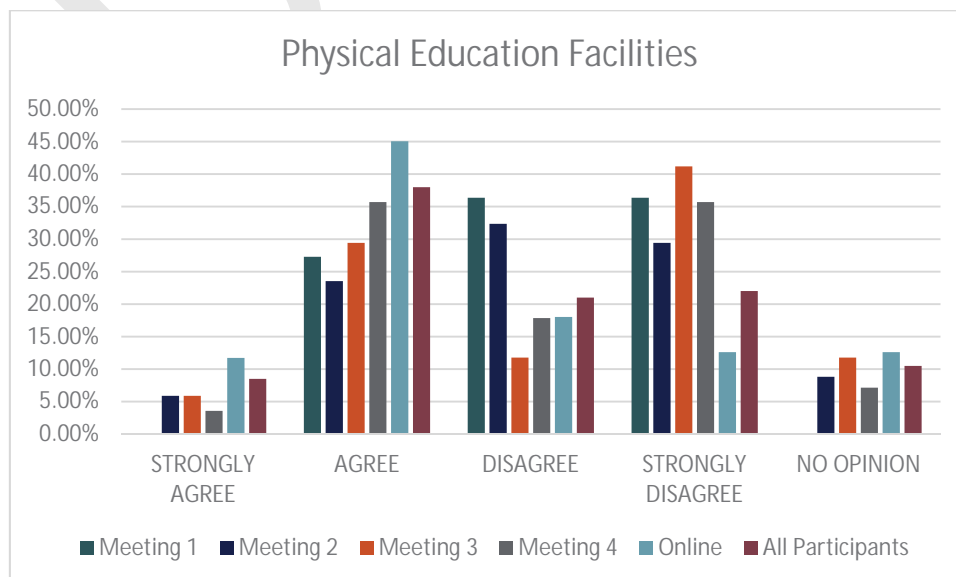
When asked to rate the overall physical condition of schools in SUHSD, 47 percent said they *Strongly Agree* or *Agree*. Representative comments from the small group conversations included the following:

- ♦ *Large class sizes create hazardous and dangerous situations both inside and outside the locker room. 4 PE teachers for a school of 1200 students is not adequate to supervise students out and about in PE. It is a magnet for bullying and many students have been so injured ambulances have had to be called.*
- ♦ *Locker rooms need updating.*
- ♦ *Just come look at our fields.*
- ♦ *Do the renovations*
- ♦ *Good field but clean and organize equipment*
- ♦ *I like the whole "fitness lab" thing you guys did.*
- ♦ *Kids needs to take showers when they are done with P. E.*

### EXHIBIT 1-14 SWEETWATER UNION HIGH SCHOOL DISTRICT COMMUNITY MEETINGS PUBLIC PERCEPTION – PHYSICAL EDUCATION FACILITIES

RESPONSES	STRONGLY AGREE	AGREE	DISAGREE	STRONGLY DISAGREE	NO OPINION	TOTAL
Meeting 1	0.00%	27.27%	36.36%	36.36%	0.00%	100%
Meeting 2	5.88%	23.53%	32.35%	29.41%	8.82%	100%
Meeting 3	5.88%	29.41%	11.76%	41.18%	11.76%	100%
Meeting 4	3.57%	35.71%	17.86%	35.71%	7.14%	100%
Online	11.71%	45.05%	18.02%	12.61%	12.61%	100%
All Participants	8.50%	38.00%	21.00%	22.00%	10.50%	100%

SOURCE: MGT OF AMERICA, INC., 2014.



SOURCE: MGT OF AMERICA, INC., 2014.

## 12. PERFORMING ARTS FACILITIES IN SUHSD SCHOOLS

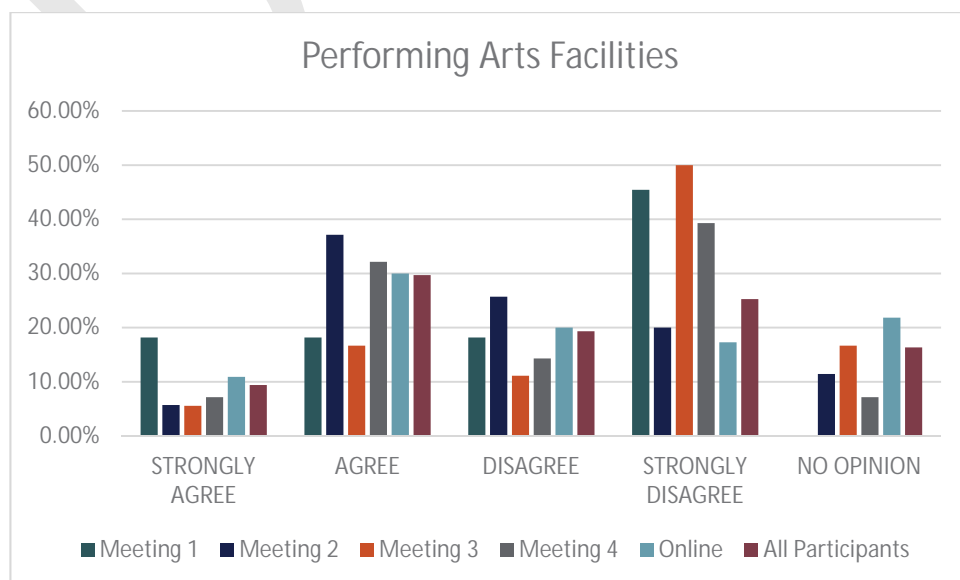
When asked to rate the overall physical condition of schools in SUHSD, 39 percent said they *Strongly Agree* or *Agree*. Representative comments from the small group conversations included the following:

- ♦ *We need a performing arts theatre at Bonita Vista High School. The arts are very strong in the performing and visual arts. We have no space to perform unless we travel away from our school.*
- ♦ *We have NONE of these things....how can you when the district stifles the administration and teachers with such low FTE allocations?*
- ♦ *There is a very nice band room but no other Performing arts classes are offered. If they were the space/facility for them is not there. We offer too much foreign language for a middle school.*
- ♦ *We need a place to have concerts in the evening (indoors). Currently, we have to have our performances at other schools, transporting equipment and students to and from the venue.*
- ♦ *We have a band room, but not enough electives are offered.*

### EXHIBIT 1-15 SWEETWATER UNION HIGH SCHOOL DISTRICT COMMUNITY MEETINGS PUBLIC PERCEPTION – PERFORMING ARTS FACILITIES

RESPONSES	STRONGLY AGREE	AGREE	DISAGREE	STRONGLY DISAGREE	NO OPINION	TOTAL
Meeting 1	18.18%	18.18%	18.18%	45.45%	0.00%	100%
Meeting 2	5.71%	37.14%	25.71%	20.00%	11.43%	100%
Meeting 3	5.56%	16.67%	11.11%	50.00%	16.67%	100%
Meeting 4	7.14%	32.14%	14.29%	39.29%	7.14%	100%
Online	10.91%	30.00%	20.00%	17.27%	21.82%	100%
All Participants	9.41%	29.70%	19.31%	25.25%	16.34%	100%

SOURCE: MGT OF AMERICA, INC., 2014.



SOURCE: MGT OF AMERICA, INC., 2014

### 13. OVERALL SPECIAL EDUCATION FACILITIES IN SUHSD SCHOOLS

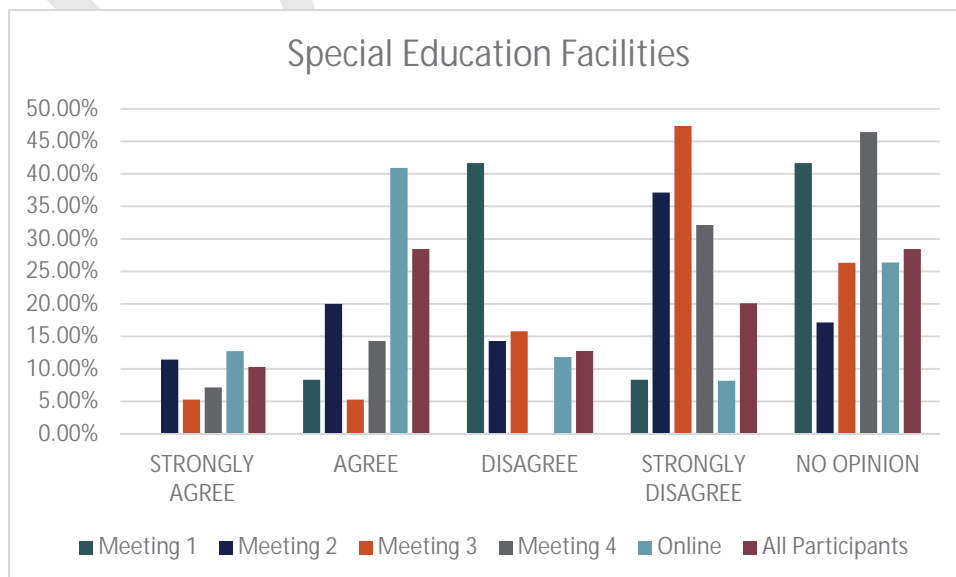
When asked to rate the special education facilities of schools in SUHSD, 38 percent said they *Strongly Agree* or *Agree*. Representative comments from the small group conversations included the following:

- ♦ It's not perfect, but it would be nice for those classes to be in bigger classrooms.
- ♦ *HUGE classes... students' needs are not being met. Repeated efforts to entreat the district for assistance have fallen on deaf or disinterested ears.*
- ♦ *I am surprised the district has not been sued for being so far out of compliance.*
- ♦ *There is nothing "Special" about these classrooms.*
- ♦ *All schools should be ADA-ready.*
- ♦ *The special education students share the teacher restrooms. They should be provided with appropriate bathrooms for their needs where they can keep the supplies required and where they can better assist the special education students. Teachers should not be sharing a restroom with students.*

#### EXHIBIT 1-16 SWEETWATER UNION HIGH SCHOOL DISTRICT COMMUNITY MEETINGS PUBLIC PERCEPTION – SPECIAL EDUCATION FACILITIES

RESPONSES	STRONGLY AGREE	AGREE	DISAGREE	STRONGLY DISAGREE	NO OPINION	TOTAL
Meeting 1	0.00%	8.33%	41.67%	8.33%	41.67%	100%
Meeting 2	11.43%	20.00%	14.29%	37.14%	17.14%	100%
Meeting 3	5.26%	5.26%	15.79%	47.37%	26.32%	100%
Meeting 4	7.14%	14.29%	0.00%	32.14%	46.43%	100%
Online	12.73%	40.91%	11.82%	8.18%	26.36%	100%
All Participants	10.29%	28.43%	12.75%	20.10%	28.43%	100%

SOURCE: MGT OF AMERICA, INC., 2014.



SOURCE: MGT OF AMERICA, INC., 2014.

## 14. OVERALL COMPUTER LAB FACILITIES IN SUHSD SCHOOLS

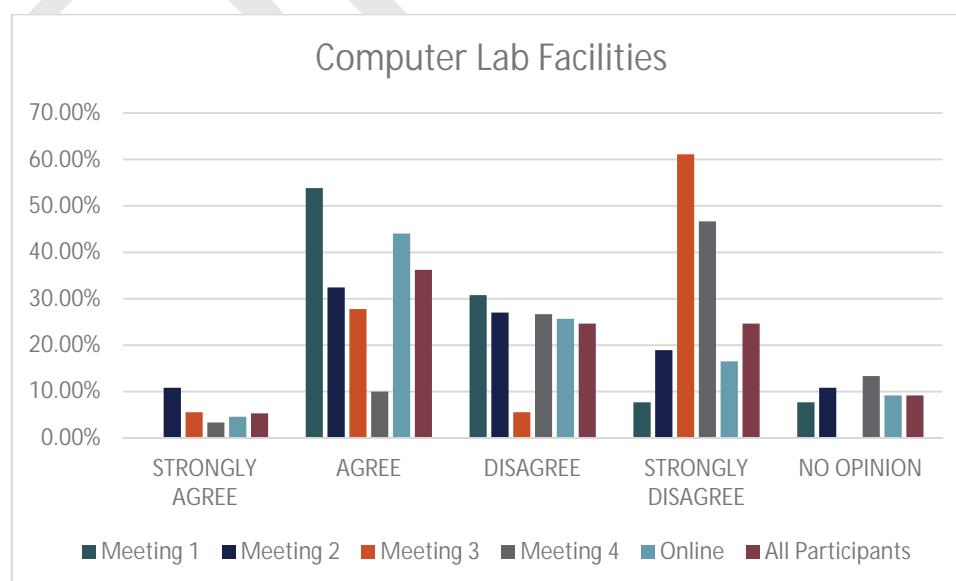
When asked to rate the computer lab facilities of schools in SUHSD, 42 percent said they *Strongly Agree* or *Agree*. Representative comments from the small group conversations included the following:

- ♦ The only issue I have is our technology is wearing out. We've had to replace hard drives in several computers. Also, we have computers that need updating/replacing.
- ♦ *The space is ok, but without a lab technician, the space deteriorates very quickly.*
- ♦ *Forty computers in one small space, one third do not work.*
- ♦ *There isn't a class available to learn about computers and not enough computers in the lab.*
- ♦ *You guys need more advanced computer systems in more computer labs that anyone can use at any time. Forget Optiplex systems, get something with actual performance. And for goodness sakes, GET WINDOWS 8!*

EXHIBIT 1-17  
SWEETWATER UNION HIGH SCHOOL DISTRICT  
COMMUNITY MEETINGS  
PUBLIC PERCEPTION – COMPUTER LAB FACILITIES

RESPONSES	STRONGLY AGREE	AGREE	DISAGREE	STRONGLY DISAGREE	NO OPINION	TOTAL
Meeting 1	0.00%	53.85%	30.77%	7.69%	7.69%	100%
Meeting 2	10.81%	32.43%	27.03%	18.92%	10.81%	100%
Meeting 3	5.56%	27.78%	5.56%	61.11%	0.00%	100%
Meeting 4	3.33%	10.00%	26.67%	46.67%	13.33%	100%
Online	4.59%	44.04%	25.69%	16.51%	9.17%	100%
All Participants	5.31%	36.23%	24.64%	24.64%	9.18%	100%

SOURCE: MGT OF AMERICA, INC., 2014.



SOURCE: MGT OF AMERICA, INC., 2014.



## 15. OVERALL LIBRARY AND MEDIA CENTER FACILITIES IN SUHSD SCHOOLS

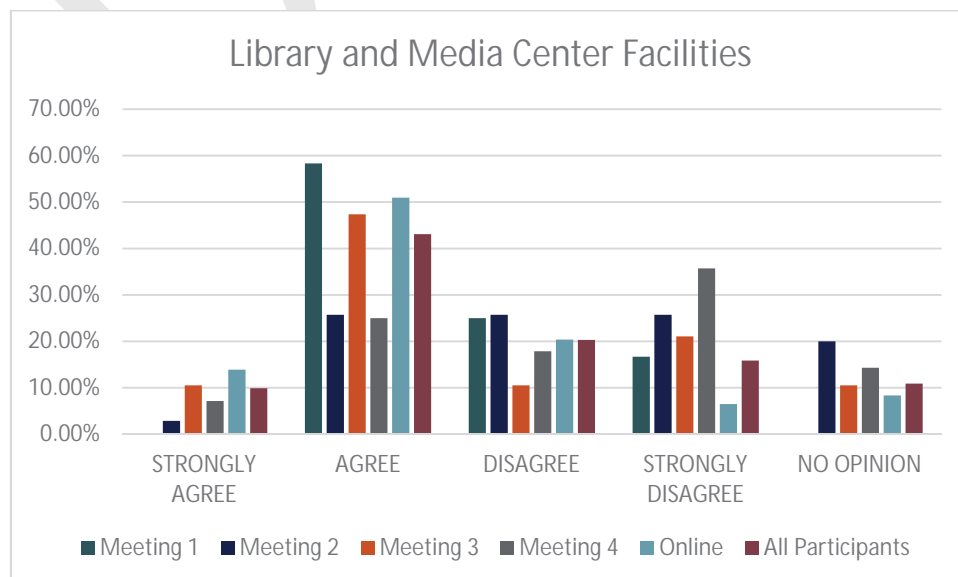
When asked to rate the library and media center facilities of schools in SUHSD, 53 percent said they *Strongly Agree* or *Agree*. Representative comments from the small group conversations included the following:

- ◆ Our library/media center is new and just opened this year.
- ◆ *Some schools in the district have wonderful library facilities, but the older schools have small and not updated areas in the library.*
- ◆ *What media center????*
- ◆ *Library designed for 400 students, not 1250.*
- ◆ *Other than some updating, it is OK.*
- ◆ *I feel like besides a library, we should have a media space with upgraded computers and iPad education games, and a recording section for projects, and etc.*

EXHIBIT 1-18  
SWEETWATER UNION HIGH SCHOOL DISTRICT  
COMMUNITY MEETINGS  
PUBLIC PERCEPTION – LIBRARY AND MEDIA CENTER FACILITIES

RESPONSES	STRONGLY AGREE	AGREE	DISAGREE	STRONGLY DISAGREE	NO OPINION	TOTAL
Meeting 1	0.00%	58.33%	25.00%	16.67%	0.00%	100%
Meeting 2	2.86%	25.71%	25.71%	25.71%	20.00%	100%
Meeting 3	10.53%	47.37%	10.53%	21.05%	10.53%	100%
Meeting 4	7.14%	25.00%	17.86%	35.71%	14.29%	100%
Online	13.89%	50.93%	20.37%	6.48%	8.33%	100%
All Participants	9.90%	43.07%	20.30%	15.84%	10.89%	100%

SOURCE: MGT OF AMERICA, INC., 2014.



SOURCE: MGT OF AMERICA, INC., 2014.

## 16. CAFETERIA FACILITIES IN SUHSD SCHOOLS

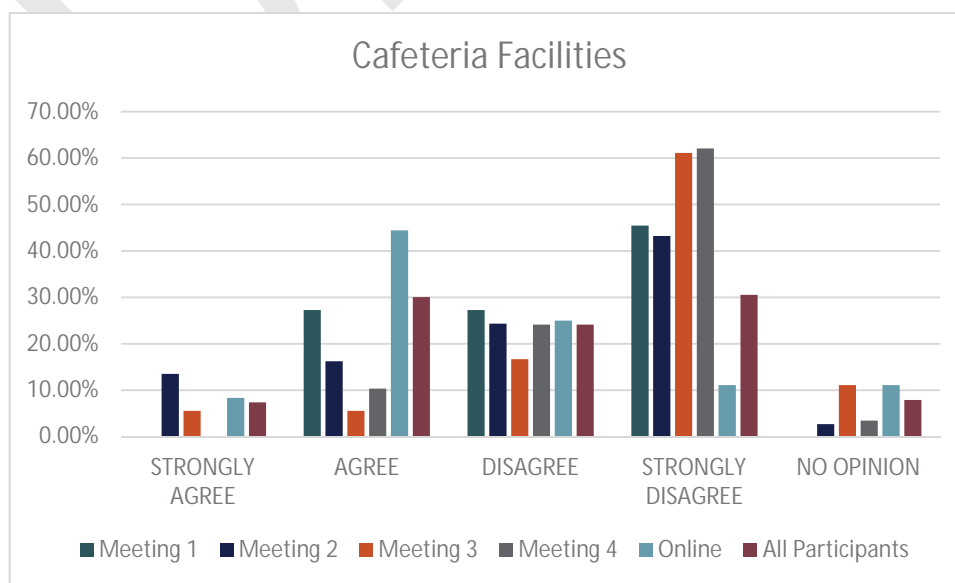
When asked to rate the cafeteria facilities of schools in SUHSD, 37 percent said they *Strongly Agree* or *Agree*. Representative comments from the small group conversations included the following:

- ◆ Our new cafeteria opened this year.
- ◆ *There are long lines and barely enough time to eat.*
- ◆ *If one entire grade decides to eat in the cafeteria, not all students will fit.*
- ◆ *The cafeteria is too small. Kids roam all over campus during meal times as a result, causing unreasonable and unnecessary amount of debris for the custodians.*
- ◆ *Need somewhere they can go if it is raining. The cafeteria isn't big enough for all those children.*
- ◆ *Students have nowhere to eat except standing up in an unprotected space. When it rains students have to stand outside completely exposed to the elements to have lunch. The cafeteria is tiny, and the lines for food carts are very long.*

EXHIBIT 1-19  
SWEETWATER UNION HIGH SCHOOL DISTRICT  
COMMUNITY MEETINGS  
PUBLIC PERCEPTION – CAFETERIA FACILITIES

RESPONSES	STRONGLY AGREE	AGREE	DISAGREE	STRONGLY DISAGREE	NO OPINION	TOTAL
Meeting 1	0.00%	27.27%	27.27%	45.45%	0.00%	100%
Meeting 2	13.51%	16.22%	24.32%	43.24%	2.70%	100%
Meeting 3	5.56%	5.56%	16.67%	61.11%	11.11%	100%
Meeting 4	0.00%	10.34%	24.14%	62.07%	3.45%	100%
Online	8.33%	44.44%	25.00%	11.11%	11.11%	100%
All Participants	7.39%	30.05%	24.14%	30.54%	7.88%	100%

SOURCE: MGT OF AMERICA, INC., 2014.



SOURCE: MGT OF AMERICA, INC., 2014.

## 17. OVERALL PARKING AND PARENT/BUS ACCESS AT SUHSD SCHOOLS

When asked to rate the parking and parent/bus access of schools in SUHSD, 28 percent said they *Strongly Agree* or *Agree*. Representative comments from the small group conversations included the following:

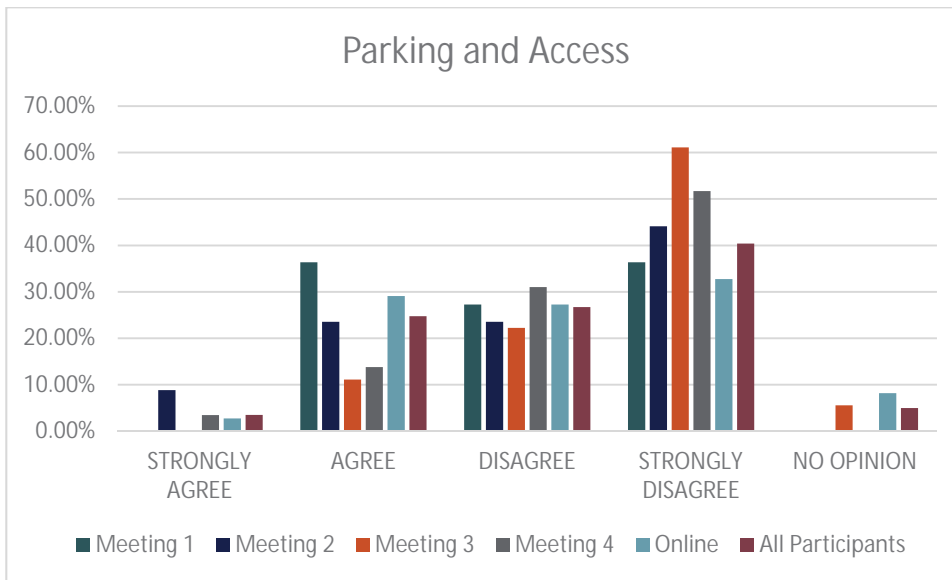
- ♦ *It works, but there are potential safety issues.*
- ♦ *Need additional parking. We barely have sufficient space for staff.*
- ♦ *Why in the world would you do the solar panel work during our work year? Logically, this should be done during our 6 week summer break.*
- ♦ *It's a hassle to find parking at Hilltop, and at times when parked in front of a house, the home owners get upset over taking their street parking spaces.*
- ♦ *Just let them drop kids off where ever there is an entrance (rather than making them all go in at the same place).*
- ♦ *Very dangerous! There is only one street and it is dangerously overcrowded. Bad planning.*
- ♦ *Parking is awful, the flow of traffic is awful.*

### EXHIBIT 1-20 SWEETWATER UNION HIGH SCHOOL DISTRICT COMMUNITY MEETINGS PUBLIC PERCEPTION – PARKING AND ACCESS

RESPONSES	STRONGLY AGREE	AGREE	DISAGREE	STRONGLY DISAGREE	NO OPINION	TOTAL
Meeting 1	0.00%	36.36%	27.27%	36.36%	0.00%	100%
Meeting 2	8.82%	23.53%	23.53%	44.12%	0.00%	100%
Meeting 3	0.00%	11.11%	22.22%	61.11%	5.56%	100%
Meeting 4	3.45%	13.79%	31.03%	51.72%	0.00%	100%
Online	2.73%	29.09%	27.27%	32.73%	8.18%	100%
All Participants	3.47%	24.75%	26.73%	40.40%	4.95%	100%

SOURCE: MGT OF AMERICA, INC., 2014.

EXHIBIT 1-20 (CONTINUED)  
 SWEETWATER UNION HIGH SCHOOL DISTRICT  
 COMMUNITY MEETINGS  
 PUBLIC PERCEPTION – PARKING AND ACCESS



SOURCE: MGT OF AMERICA, INC., 2014.

## 18. MOST IMPORTANT FACTOR IN MAKING FACILITY DECISIONS

When asked for the most important factor in making facility decisions, participants were presented with a “forced choice” scenario. The data below reflect that more than 50 percent of all participants thought that facility decisions should be made based on a combination of financial information and instructional decisions. It is also important to note that some 7 percent indicated that they had a “better or different idea that they would share in the small group.” Some of these suggestions for better or different approaches were shared during the small group sessions and are presented below.

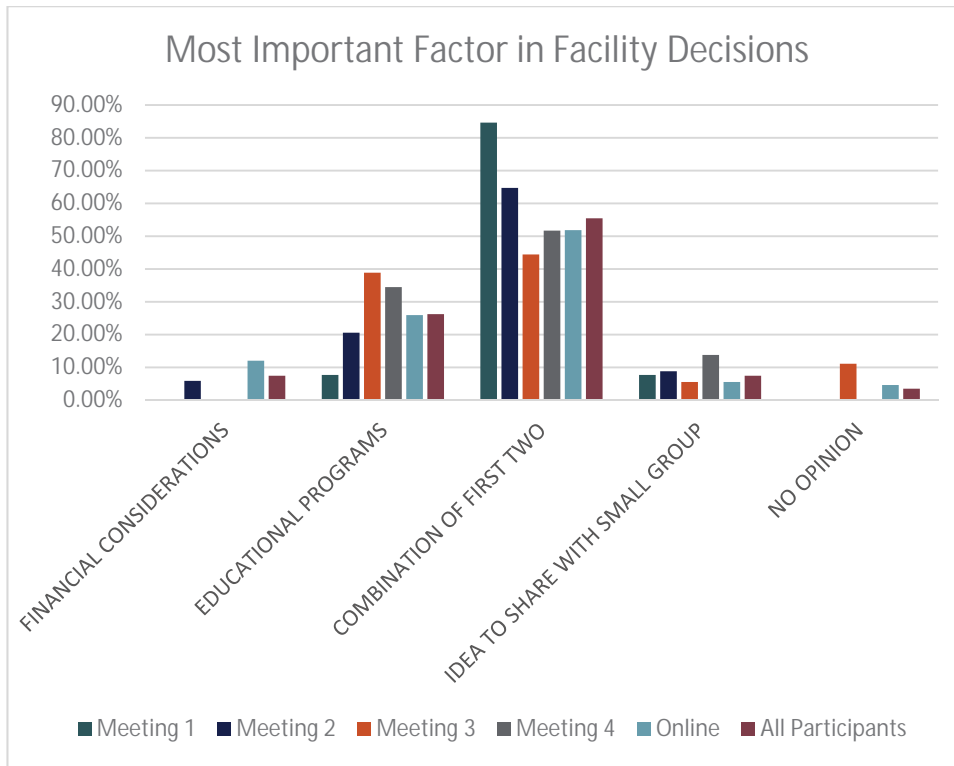
- ♦ *For my children to compete in today's world, they need to have a better learning experience. Teachers need less students in their class with the resources available to them to help me help my children succeed.*
- ♦ *Do the renovations!*
- ♦ *Make the school a safer place and provide better educational programs.*
- ♦ *Bathroom soap.*
- ♦ *Implement educational programs that will truly prepare our students to be competitive in the college admission process, the job market, and as global citizens.*
- ♦ *More technology, tangential learning. Make kids WANT to learn.*
- ♦ *I believe the most important factor is making your school fun and exciting. Not something you forced to go to when you don't feel comfortable. I don't think there's a sense of care for your school when you see ours. But this is from a student's perspective.*
- ♦ *More social programs for IEP students as well as integrating them into cheer, football, etc.*

### EXHIBIT 1-21 SWEETWATER UNION HIGH SCHOOL DISTRICT COMMUNITY MEETINGS PUBLIC PERCEPTION – MOST IMPORTANT FACTOR IN FACILITY DECISIONS

RESPONSES	FINANCIAL CONSIDERATIONS	EDUCATIONAL PROGRAMS	COMBINATION OF FIRST TWO	IDEA TO SHARE WITH SMALL GROUP	NO OPINION	TOTAL
Meeting 1	0.00%	7.69%	84.62%	7.69%	0.00%	100%
Meeting 2	5.88%	20.59%	64.71%	8.82%	0.00%	100%
Meeting 3	0.00%	38.89%	44.44%	5.56%	11.11%	100%
Meeting 4	0.00%	34.48%	51.72%	13.79%	0.00%	100%
Online	12.04%	25.93%	51.85%	5.56%	4.63%	100%
All Participants	7.43%	26.24%	55.45%	7.43%	3.47%	100%

SOURCE: MGT OF AMERICA, INC., 2014.

EXHIBIT 1-21 (CONTINUED)  
 SWEETWATER UNION HIGH SCHOOL DISTRICT  
 COMMUNITY MEETINGS  
 PUBLIC PERCEPTION – MOST IMPORTANT FACTOR IN FACILITY DECISIONS



SOURCE: MGT OF AMERICA, INC., 2014.

## SUMMARY OF SCHOOL ISSUES

The collection of public input utilizing a variety of methodologies has enabled MGT to identify the major themes for the schools in the district. Due to the unique facility needs that exist at each school, we have compiled the information for schools individually. These summaries should be viewed as public perception, rather than a complete list of needs for any school.

The data is organized based on the region of the district under discussion at each of the community input sessions.

### CENTRAL AREA | CASTLE PARK HIGH SCHOOL | MARCH 10, 2014

#### CHULA VISTA MIDDLE SCHOOL

- ♦ Traffic and parking are major concerns
- ♦ Renovations to the older sections of the school are needed
- ♦ Updated performing arts space is needed
- ♦ There is a need for improved afterschool program space

#### CHULA VISTA HIGH SCHOOL

- ♦ Traffic and parking are major concerns
- ♦ Equity (both facility & program) with eastside schools is a major concern
- ♦ Renovations to the older sections of the school are needed
- ♦ There is a need for improved access and outdoor spaces

#### HILLTOP HIGH AND MIDDLE SCHOOLS

- ♦ Equity across the District
- ♦ Safety of Facilities – particularly athletic facilities
- ♦ Science Labs – particularly at Hilltop Middle School
- ♦ Improved cafeteria / covered outdoor spaces

#### CASTLE PARK HIGH AND MIDDLE SCHOOLS

- ♦ Equity across the District
- ♦ Updated / improved program spaces – particularly physical education and performing arts
- ♦ Site improvements
- ♦ Improved cafeteria / covered outdoor spaces

#### PALOMAR HIGH SCHOOL

- ♦ Need for a media center / library
- ♦ Need for specific program spaces - particularly physical education, science, art, music
- ♦ Improved security

## **SOUTHERN AREA | SOUTHWEST HIGH SCHOOL | MARCH 11, 2014**

### **SOUTHWEST HIGH SCHOOL**

- ♦ Traffic is a major concern
- ♦ Athletic facilities – particularly ball fields and bleachers
- ♦ Updated classrooms – lighting, aesthetics, door hardware, etc.
- ♦ Networking and connectivity improvements

### **SOUTHWEST MIDDLE SCHOOL**

- ♦ Traffic and associated safety issues are a major concerns
- ♦ Condition and number of relocatable classrooms
- ♦ Cafeteria / eating areas
- ♦ Condition of athletic fields

### **MAR VISTA HIGH SCHOOL**

- ♦ Overall condition of classrooms / library / science labs
- ♦ Condition of athletic fields and restroom facilities
- ♦ Lack of performing arts space
- ♦ Circulation, particularly on the south side

### **MAR VISTA ACADEMY**

- ♦ Overall condition of classrooms / library / science labs
- ♦ Need for covered outdoor space adjacent to cafeteria
- ♦ Lack of a multi-purpose room
- ♦ Lack of a parent center

### **MONTGOMERY HIGH SCHOOL**

- ♦ Condition of athletic fields including concession and bleachers
- ♦ Lack of student lockers
- ♦ Condition of landscaping particularly in the front

### **MONTGOMERY MIDDLE SCHOOL**

- ♦ Condition and safety of traffic areas including student drop off and parking
- ♦ Lack of performing arts space
- ♦ Lack of student lockers

### **SAN YSIDRO HIGH SCHOOL**

- ♦ Lack of adequate cafeteria and covered outdoor eating area
- ♦ Access and parking
- ♦ Size of the parent center



## **NORTH AREA | GRANGER JUNIOR HIGH SCHOOL | MARCH 12, 2014**

### **SWEETWATER HIGH SCHOOL**

- ♦ Equity difference between the new and older schools. All students should have access to quality facilities and programs
- ♦ Improved facilities for special education programs
- ♦ Improved access and parking
- ♦ Improved Security

### **GRANGER JUNIOR HIGH SCHOOL**

- ♦ Safety concerns regarding students arriving and leaving
- ♦ Updated program spaces particularly for science, physical education and cafeteria spaces
- ♦ Increased opportunity for electives and program choices

### **NATIONAL CITY MIDDLE SCHOOL**

- ♦ Safety concerns (traffic entrances, lighting, etc.
- ♦ Improved physical education facility
- ♦ Overall capacity

### **NATIONAL CITY ADULT SCHOOL**

- ♦ Security improvements (lighting, cameras, door locks, etc.
- ♦ There is a need for a common area for both student and teacher collaboration
- ♦ Improved handicapped access

## **EAST AREA | OTAY RANCH HIGH SCHOOL | MARCH 13, 2014**

### **OTAY RANCH & OLYMPIAN HIGH SCHOOLS**

- ♦ Inadequate cafeteria / covered eating space
- ♦ Safety concerns including fire alarms, cameras, access, parking
- ♦ Lack of technology support

### **EASTLAKE MIDDLE AND HIGH SCHOOLS**

- ♦ Inadequate cafeteria / covered eating space
- ♦ Crowded condition particularly at Eastlake High School
- ♦ Technology support particularly in light of iPad initiative
- ♦ More flexibility needed in classrooms

### **BONITA VISTA HIGH SCHOOL**

- ♦ Overall condition of the facility
- ♦ Condition of athletic fields
- ♦ Lack of performing arts space while school has a performing arts focus

- ♦ Security concerns

#### BONITA VISTA MIDDLE SCHOOL

- ♦ Number of portable classrooms
- ♦ Overall facility condition
- ♦ Lack of cafeteria space
- ♦ Lack of technology support

#### RANCHO DEL REY MIDDLE SCHOOL

- ♦ Lack of adequate science labs
- ♦ Traffic and safety concerns
- ♦ Lack of technology support

## CONCLUSIONS

Students, parents, employees, and community members of SUHSD provided their perceptions regarding the facilities in the district through a series of evening meetings and an online survey. Since participation was voluntary and open to anyone, these data should be viewed as important input. They are not, however, representative of the district as a whole and should not be viewed as a scientific poll.

There were several issues that were common among many of the participants, including the following:

- ♦ **Lack of equity in the condition of the facilities.** Participants were concerned that some schools had facilities in great condition, fully equipped with AC and other schools had facilities that were in poor condition, some deemed them “unsafe,” and many spaces had no air conditioning.
- ♦ **Lack of equity in the availability of some basic facilities.** There were concerns about the lack of seating and/or covered spaces for meals. The lack of restrooms was also a concern.
- ♦ **Lack of equity in the availability of some specialty facilities.** Participants were concerned that some schools lacked what they deemed “basic” facilities – special education spaces, performing arts, art rooms, science labs.
- ♦ **Safety and security.** Although most schools had adequate fencing, there were many concerns regarding the traffic patterns, drop off areas, and security at the entrances. Safety was also a concern for athletic facilities. The poor condition of fields and tracks was an issue.

Community input is an important component in the development of district facility plans. These data and the assessment data from each site will be used to create the proposed plan. The community will have an additional opportunity to review and provide feedback regarding the proposed plan in early fall.

---

## Appendix H – MGT Summary of November Community Meetings

The following table contains draft report prepared by MGT summarizes the findings from the November 2014 community meetings.

DRAFT

## COMMUNITY INPUT

In November 2014, Jacobs and MGT staff conducted community input sessions in four different locations in the Sweetwater School District. The sessions were held at area schools and all community members were invited to attend through public advertising and the district's call-out telephone system. *Exhibit 1-1* presents the dates, locations, and number of participants for each of the public meetings. The public input also included an online survey that was available after the public meetings. There were 94 people who participated in the community input sessions, including students, employees, parents, and community members. The online survey was available in both English and Spanish. As shown in *Exhibit 1-1*, there were 273 people who completed the survey out of the 378 people who opened it and chose not to complete their responses.

EXHIBIT 1-1  
SWEETWATER UNION HIGH SCHOOL DISTRICT  
COMMUNITY INPUT MEETING SCHEDULE

MEETING NO.	DATE	LOCATION	NUMBER OF PARTICIPANTS
1	November 13, 2014	Chula Vista High School	2
2	November 17, 2014	Sweetwater High School	8
3	November 18, 2014	Mar Vista High School	24
4	November 19, 2014	Bonita Vista High School	60
TOTAL			94
Online	November 14 to January 9, 2015	Online Survey	273 and 378

Source: Jacobs.2014.

## METHODOLOGY

**Informational Session.** Consultants delivered a presentation that gave background information regarding the goals, timeline, and processes to be used during the project. Participants also learned about the data gathered at each site. These data on the condition and the educational suitability of each school will be used to identify priorities and plans for the future. Public input is part of the data to be used to develop the priorities.

**Small Group Session.** The second activity was a small group discussion for each school based on the school site maps with Educational Suitability and Technology grades as well as Facility Condition Index. These discussions were facilitated by staff from the district and MGT. The role of the facilitator was to moderate the discussion, listen to the comments, and capture notes from the group. The facilitators identified "major themes" heard during each session. No recordings or transcripts of these sessions were made.

*Exhibit 1-2* contains the major themes and issues about each school captured during the small group sessions. As shown, there is a section for each school with site areas identified and comments from the

group regarding that area. If the comment is just a letter (A-F), that represents a "grade." For example, at Chula Vista HS, the participants at the community input session believed that Building 450 should be scored a "D." Other buildings/areas have other score recommendations.

EXHIBIT 1-2  
SWEETWATER UNION HIGH SCHOOL DISTRICT  
COMMUNITY INPUT FOR SPECIFIC SCHOOLS

SCHOOLS	BUILDING/AREA	COMMENTS
Chula Vista HS	P800 portables	Have been removed from campus
	Multipurpose Building	Warranty/Design issues
	100	Remove and replace, F, 2 stories, no AC, need major electrical upgrade
	450	D
	500	Remove and replace, F
	1200	Remove and replace, F
	1400	Remove and replace, F
	1800	D
	RR	Remove and replace, F
	Track and field	Remove and replace, F with synthetic field
Castle Park HS	Concession	Not shown on plan, remove and replace F
	Athletic field	Yellow, restrooms and concession stand need rebuilding
	Restroom by P-PE	Not shown on plan, remove and replace F
	Concession by Bldg O	Not shown on plan, remove and replace F
	Restroom by Bldg O	Not shown on plan, remove and replace F
	Boys team room by baseball field	Not shown on plan, yellow
Southwest HS	Gymnasium	Remove and replace - F. Bleachers broken, no sound system, AC does not work at times. Power is not enough to run both scoreboards, floor in poor condition. No wrestling room
	Locker rooms	Showers not usable, no team room in girls locker room, lockers
	Cafeteria	Remove and replace, F. Poor functionality, broken into often, capacity too small. Refrigerator placed in student eating area. Poor lighting, windows broken, not conducive to having meetings
	100	Safety concerns, poor layout to meet with parents, check in for visitors lacking. F for safety, C for functionality
	500	Bathrooms outdated, classrooms outdated, staff lounge not functional - C

	Library	Windows poor, book depository non existent, not usable as functional lab
	P900-04	Remove and replace, F
	Theater	Small, lighting outdated, no sound system
	ASB/BAP	No ice machine, can't speak to customer
	P800	Remove and replace, F
	RR2	Remove and replace, F
	Baseball fields	Horrible conditions
	600	D
	P717	Remove and replace, F. Old and smelly, non functional as classrooms
	RR1	Remove and replace, F. Bathrooms not working
	P913 to 16	C
	P905-12	No bathroom
	Handball court	Not useable
	Tennis courts	Bad condition, cracker surfaces, dangerous for players
	Old woodshop	Remove and replace, F
<b>MarVista HS</b>	New locker rooms	90%, great condition
	Pool building	Remove and replace, F
	NJROTC	Remove and replace, F
	1301	Bad rood, 60%?
	RR building	Remove and replace, F
	New classroom building	Air conditioning issues
	101	Parent center too small
	Campus wide	Bleachers, pavement, cosmetic campus wide
	Pool	Painting exterior across
	200, 300	ok condition
	400, 500, 600	D
	Band	Remove and replace, F
	Drama	Remove and replace, F
	Bathrooms	Remove and replace, F
	Science	C, crowded, power poles from ceiling
	Library	Remove and replace, F. Too small, no meeting space for study groups
	Cafeteria	Kitchen is too small , outdated
	Athletic	Need tennis courts, suitable track, F on stadium and bleachers, cleanup baseball in fields, need team room for water polo, no restrooms for field sports
	Parking	No sufficient parking for public events but traffic configuration is more of a concern
<b>San Ysidro HS</b>	Performing Arts	Suitability?
	Portables	Confirm they are 89.8% as they are in much worse condition

	ROTC	Missing on plan, condition is questionable
<b>Marvista MS</b>	Athletic facilities	Has dirt, confirm condition. Wants artificial turf for baseball and softball
	101	MPR/Café Performing Arts, consider combining into community center
<b>Olympian HS</b>	Athletic Facilities	F
	Access	F, one way in ,one way out. Traffic congestion
	150	Verify user capacity. Very user specific, can't serve student population
	Outdoor seating area	Pigeon problems
	Parking	Special event parking not sufficient
<b>Otay Ranch HS</b>	Theater	Speakers not working well enough, need mics, black box has no storage which is important to program group
	Digital Media Production	Estimated 60% of classroom TVs are not working, but can not receive KOR feed. There are classroom computers are not up to standard and program becoming out of date
	Campus wide	School marquee is not working and too small, timing of school start conflict with Olympian HS - lots of traffic
	Library	Old tutoring computers
	Athletic facilities	Scoreboard not working
<b>Eastlake MS</b>	Campus wide	Need rationale why the campus receive yellow %
	Science	C
	Performing Arts	B
	Cafeteria	C
<b>Eastlake HS</b>	Parking portables	Remove and replace, F
	Science	D
	Cafeteria	F
	Athletic facilities	D
<b>Bonita Vista HS</b>	Building J	Too small for capacity
	Building T	Remove and replace, F
	Building 1400L	Remove and replace, F
	Building N	Gym not adequate for girls, % too high
	Building Q	Bad room, in adequate
	P915-8	Concerns with path of travel to the classrooms
	Campus wide	Pest control issue, communication to the teachers
	Restrooms	F
	UPC	Review

	Tennis courts	Need refurbishment
	Counseling Center	Not adequate
	Fields	Operational issue
	Technology grade	C , not enough outlets
	Science	not a B, inadequate per Science teacher
	Media Center	F
	Athletic Facilities	F
<b>National City MS</b>	Field	Remove slope of soil mount so the space is usable for PE
	AD-1	Remove and replace, F. No AC, smelly and noise problem
	Auditorium	50% built in 1939, remove and replace F. ADA compliance, heat system not working, no AC, poor use, restroom not working
	Building 100	Remove and replace, F. Upgrade library, offices are too small, no true counselor office, new nurses office, restrooms needs, no staff development rooms
	Performing Arts	F
	Afterschool program	F, no other use at this time, need to be used as classrooms because walls do not go to ceiling. Total interior remodel for better usage for the school and after school program
<b>Sweetwater HS</b>	Building 700	F
	Building 500	F
	TLC Building	D
	P900	F
	Building 310	C-
	Building 400	C+
	Building 900	F
	Building 1400	F
	Practice Gym	Repurpose
	Adaptive PE	D
	Building 800	F
	Welding room	99%, not marked up on plan
	Athletic	Need new concession stand, no restrooms, drinking fountains, baseball fields F
	Tennis courts	Drainage issue

Source: Jacobs. Community Input. 2014.



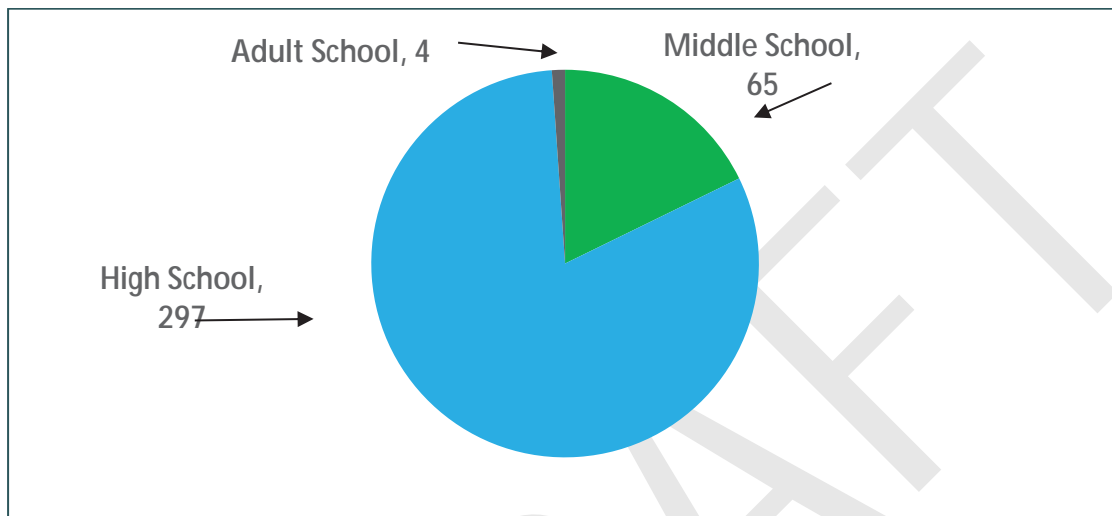
**Online Survey.** In an effort to increase the opportunity for broad-based input, especially from those most familiar with the status at each school, SUHSD posted the survey on the district's website ([www.sweetwaterschools.org](http://www.sweetwaterschools.org)) and encouraged students and staff to respond. All survey responses were sent directly to MGT, rather than to the district. The online survey questions are provided in Appendix A.

DRAFT

### Community Input - Appendix A.

As shown in *Exhibit 1-3*, most of the respondents provided feedback about high schools (297) and there were some middle school comments (65), and few adult school comments (4).

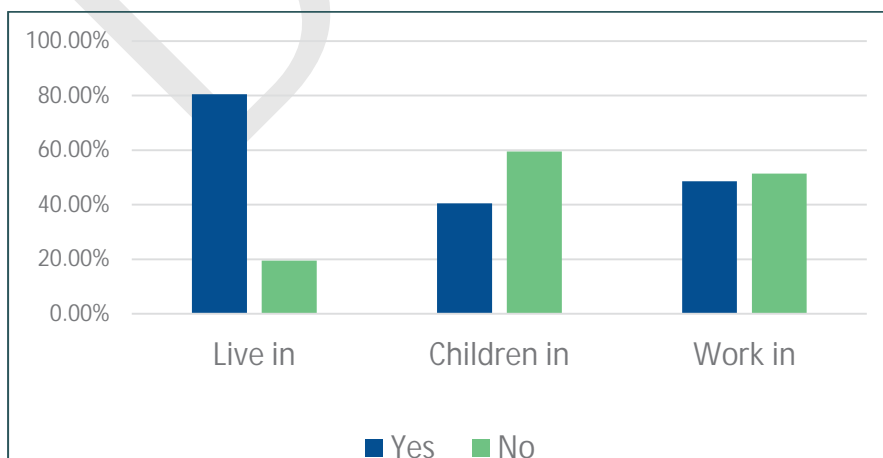
EXHIBIT 1-3  
SWEETWATER UNION HIGH SCHOOL DISTRICT  
ONLINE SURVEY COMMENTS



Source: Jacobs, Survey.2014.

Survey participants also answered a series of demographic questions. As shown in *Exhibit 1-4*, approximately 80% of respondents live within the SUHSD boundaries, only 40% of respondents have children in school in the district, and about half of the respondents were SUHSD employees.

EXHIBIT 1-4  
SWEETWATER UNION HIGH SCHOOL DISTRICT  
SURVEY DEMOGRAPHIC INFORMATION



---

**[SUHSD DEMOGRAPHICS SURVEY]**

Sweetwater Union High School District, as part of the Long Range Facility Plan, has conducted Educational and Technology Suitability Assessments and Facility Condition Assessments for all of the schools within the District. These assessments were conducted by outside consultants as well as District staff. They assessed how well the buildings support the planned educational program, including support for technology. They also reviewed the condition of each building on every campus. The District conducted an online survey in March 2014. The district is again asking for community input and holding a series of meetings to provide an opportunity to review the data, ask questions, and provide feedback. This online survey is available for community members who cannot attend one of the planned sessions and allows anyone to provide anonymous feedback about the facility assessment data. The community input and survey results will be conveyed to the district to help develop the long range facility master plan. No personal identifying information is asked or will be linked to your responses in any written or verbal reports. These survey questions will be specific to each of your school(s). You may find it helpful to look at the site plan for your school(s) before or while you are taking the survey. Thank you for your input and ideas.

[next page]

1. Do you live in Sweetwater Union High School District (SUHSD)?\*

1. Yes
2. No

2. Do you have children in SUHSD?\*

1. Yes
2. No

3. Do you work in SUHSD?\*

1. Yes
2. No

*\*Required*

[Continue button at bottom of page takes you to SUHSD FEEDBACK SURVEY]

---

**[SUHSD FEEDBACK SURVEY]**

Feedback

In this section, you will be invited to provide feedback about specific school(s). You may choose to provide feedback about a middle school, and/or a high school, and/or an adult school.

You may leave feedback for as many schools in each of the grade bands as desired. Once a selection has been made, fill out all feedback about that given school, and at the end of that section, an option for providing additional feedback will be given, and you'll be redirected to this page. You may go through the cycle as many times as necessary to leave adequate feedback.

(Please note, there is no back button available in this survey. If you use your browser's back button, your previous answers may not be saved.)

1. I want to provide feedback about a middle school.

Yes [branches to SUHSD MS SURVEY and then when finished there, given option to return to SUHSD FEEDBACK SURVEY or exit survey overall]

No – I wish to leave feedback about another grade band [moves to Q2]

2. I want to provide feedback about a high school.

Yes [branches to SUHSD HS SURVEY and then when finished there, given option to return to SUHSD FEEDBACK SURVEY or exit survey overall]

No – I wish to leave feedback about an adult school [moves to Q3]

3. I want to provide feedback about an adult school.

Yes [branches to SUHSD ADULT SURVEY and then when finished there, given option to return to SUHSD FEEDBACK SURVEY or exit survey overall]

No – *This option will exit the survey. Thank you for your time.*

---

**[SUHSD MS SURVEY]**

1. SUHSD Middle Schools\* [dropdown selection of all middle schools]

**Educational Suitability**

2. What is your opinion about the Educational Suitability grade shown on the site plan for my school?

*Educational Suitability is a measure of how well the facility supports the educational program in the school. For example, are the science rooms the right size, is the main office in a good location, does the music room have good acoustics and the art room have good lighting, and do the rooms have adequate storage for the kind of materials and projects in that area?*

Educational Suitability - Type of space	Grade seems LOW	Grade seems OK	Grade seems HIGH
General Classrooms	<input type="checkbox"/>	<input type="checkbox"/>	<input type="checkbox"/>
Science Classrooms	<input type="checkbox"/>	<input type="checkbox"/>	<input type="checkbox"/>
Performing Arts spaces	<input type="checkbox"/>	<input type="checkbox"/>	<input type="checkbox"/>
Music Classrooms	<input type="checkbox"/>	<input type="checkbox"/>	<input type="checkbox"/>
Cafeteria	<input type="checkbox"/>	<input type="checkbox"/>	<input type="checkbox"/>
Athletic Facilities	<input type="checkbox"/>	<input type="checkbox"/>	<input type="checkbox"/>
Parking and Access	<input type="checkbox"/>	<input type="checkbox"/>	<input type="checkbox"/>

3. Please provide additional comments regarding Educational Suitability:

[comment box with multiple row comment size]

**Technology Readiness**

4. What is your opinion about the Technology Readiness grade shown on the site plan for my school?

*Technology Readiness is a measure of the technology infrastructure – not how many computers or white boards there are in the school. For example, does the school have adequate numbers of electrical outlets and are they in the right places, is there adequate bandwidth, are there telephone lines to classrooms, is there a PA system that reaches every area of the school?*

Technology Readiness	Grade seems LOW	Grade seems OK	Grade seems HIGH
Technology Readiness Grade (A-F)	<input type="checkbox"/>	<input type="checkbox"/>	<input type="checkbox"/>

5. Please provide additional comments regarding Technology Readiness:  
[comment box with multiple row comment size]

**Condition Assessment**

What is your opinion about the Condition Assessment grade shown on the site plan for my school?

*Condition is a measure of the current physical condition of the various components in each building. For example, what is the condition of the roof, windows, electrical service, flooring, etc?. The condition of each building is shown using a color code based on the scoring key on the site plan.*

Building Condition Scores	Scores seem LOW	Scores seem OK	Scores seem HIGH
Building Condition Scores (Red, yellow, green)	<input type="checkbox"/>	<input type="checkbox"/>	<input type="checkbox"/>

6. Please provide additional comments regarding Condition Assessment:  
[comment box with multiple row comment size]

7. I want to provide feedback for another school.

Yes – *This will return you to the option of selecting a grade band to evaluate (MS, HS, or adult school).*

[branching logic returns to SUHSD FEEDBACK SURVEY and will run you through options for leaving feedback for MS, HS, adult]

No – *This will exit the survey. Thank you.* [Exits survey]

**[SUHSD HS SURVEY]**

1. SUHSD High Schools\* [dropdown selection of all high schools]

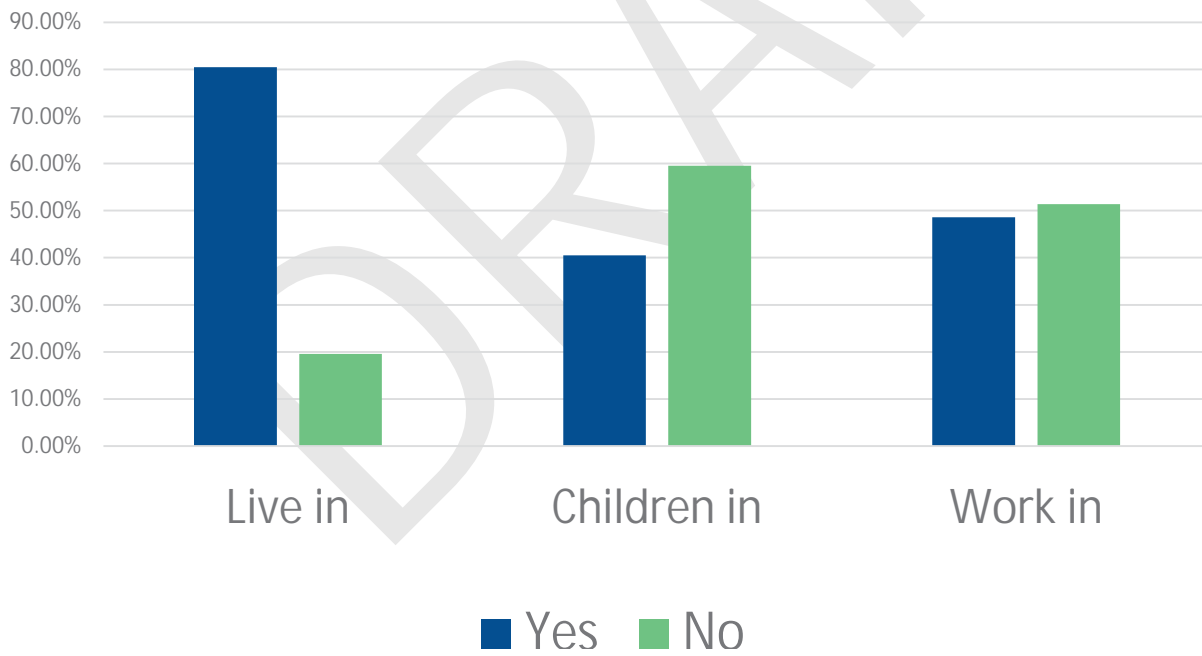
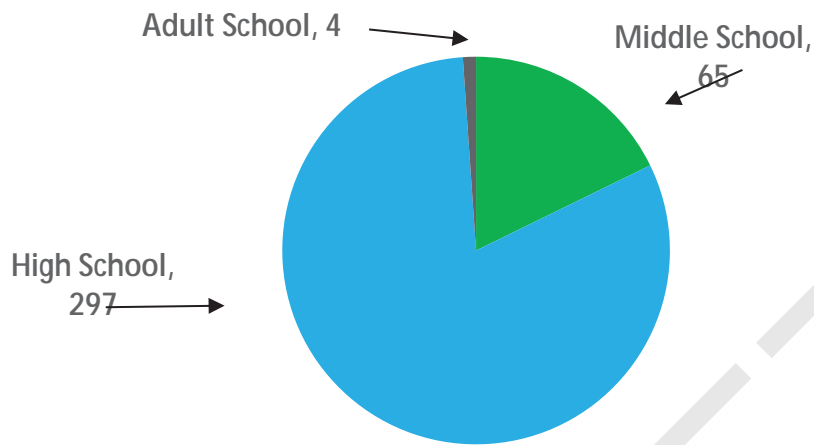
[repeat questions 2-7]

**[SUHSD ADULT SURVEY]**

1. SUHSD Adult Schools\* [dropdown selection of all adult schools]

[repeat questions 2-7]

## Survey Results



## Community Input - Appendix B Site Maps

DRAFT



Site Name	Educational Suitability Grade	Educational Suitability Score	Technology Suitability Grade	Technology Suitability Score
Bonita Vista High	D	68.45	B	85.00
General Classrooms	F			
Science	B			
Performing Arts	F			
Media Center	B			
Cafeteria	B			
Athletic Facilities	D			
Parking/Access	D			

EDUCATIONAL SUITABILITY SCALE

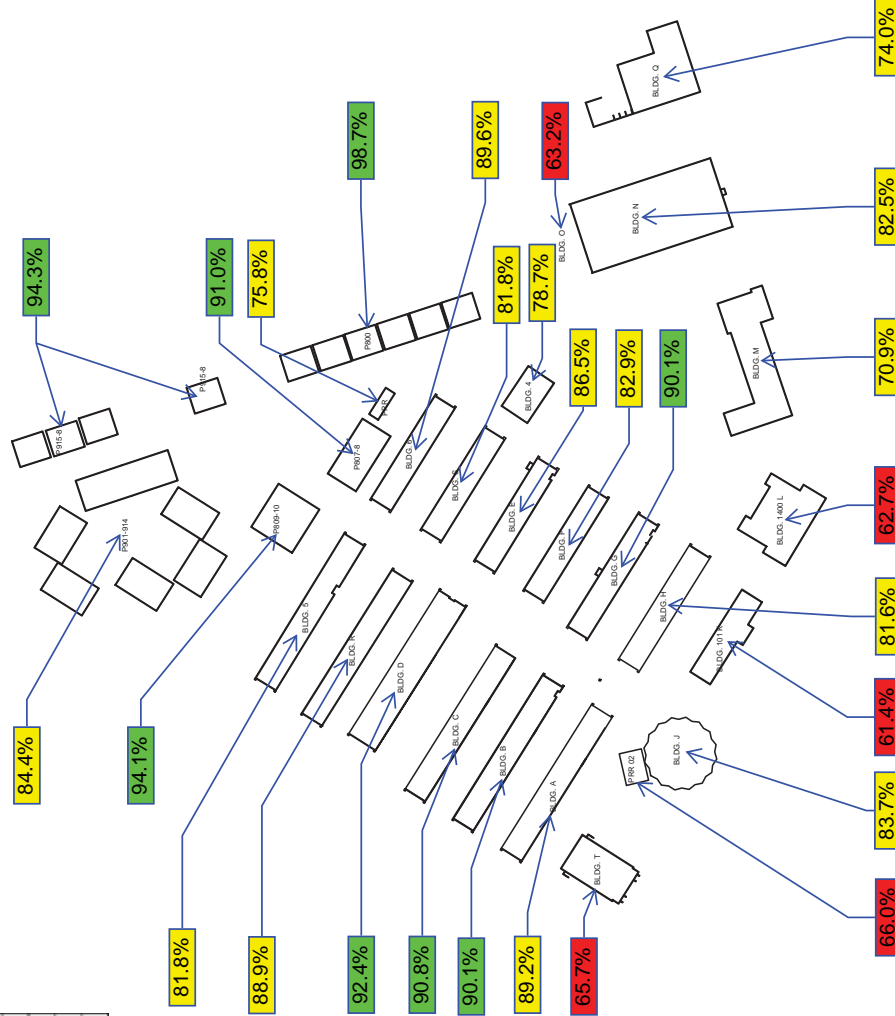
90+	A	Excellent: The facility is designed to provide for and support a variety of the needs of the educational program. It meets the needs of the entire suitability scale but need not meet the needs of the entire educational program.
80-89	B	Good: The facility is designed to provide for and support the educational program offered. It may have minor suitability issues but generally meets the needs of the educational program.
70-79	C	Fair: The facility has some problems meeting the needs of the educational program and will require remodeling.
60-69	D	Poor: The facility has numerous problems meeting the needs of the educational program and needs significant remodeling, addition, or replacement.
BELOW 60	F	Unsatisfactory: The facility is unsuitable in support of the educational program.

TECHNOLOGY SUITABILITY SCALE

80+	A	Excellent: The facility has excellent infrastructure to support information technology.
65-79	B	Good: The facility has the infrastructure to support information technology.
50-59	C	Fair: The facility is lacking in some infrastructure to support information technology.
35-49	D	Poor: The facility is lacking significant infrastructure to support information technology.
BELOW 35	F	Unsatisfactory: The facility has little or no infrastructure to support information technology.

FACILITY CONDITION SCALE

90%	Facility in best and good condition
70-89.9%	Facility with average and below average condition
BELOW 70%	Facility with poor and very poor condition, a candidate for replacement



Bonita Vista High School  
751 Otay Lakes Road  
Chula Vista California 91913

Sweetwater Union High School District  
1130 Fifth Avenue  
Chula Vista California 91911-2896







Site Name	Educational Suitability Grade	Educational Suitability Score	Technology Suitability Grade	Technology Suitability Score
Southwest Middle	C	76.61	A	94.20
General Classrooms	A			
Science	A			
Performing Arts	F			
Media Center	A			
Cafeteria	D			
Athletic Facilities	B			
Parking/Access	F			

EDUCATIONAL SUITABILITY SCALE

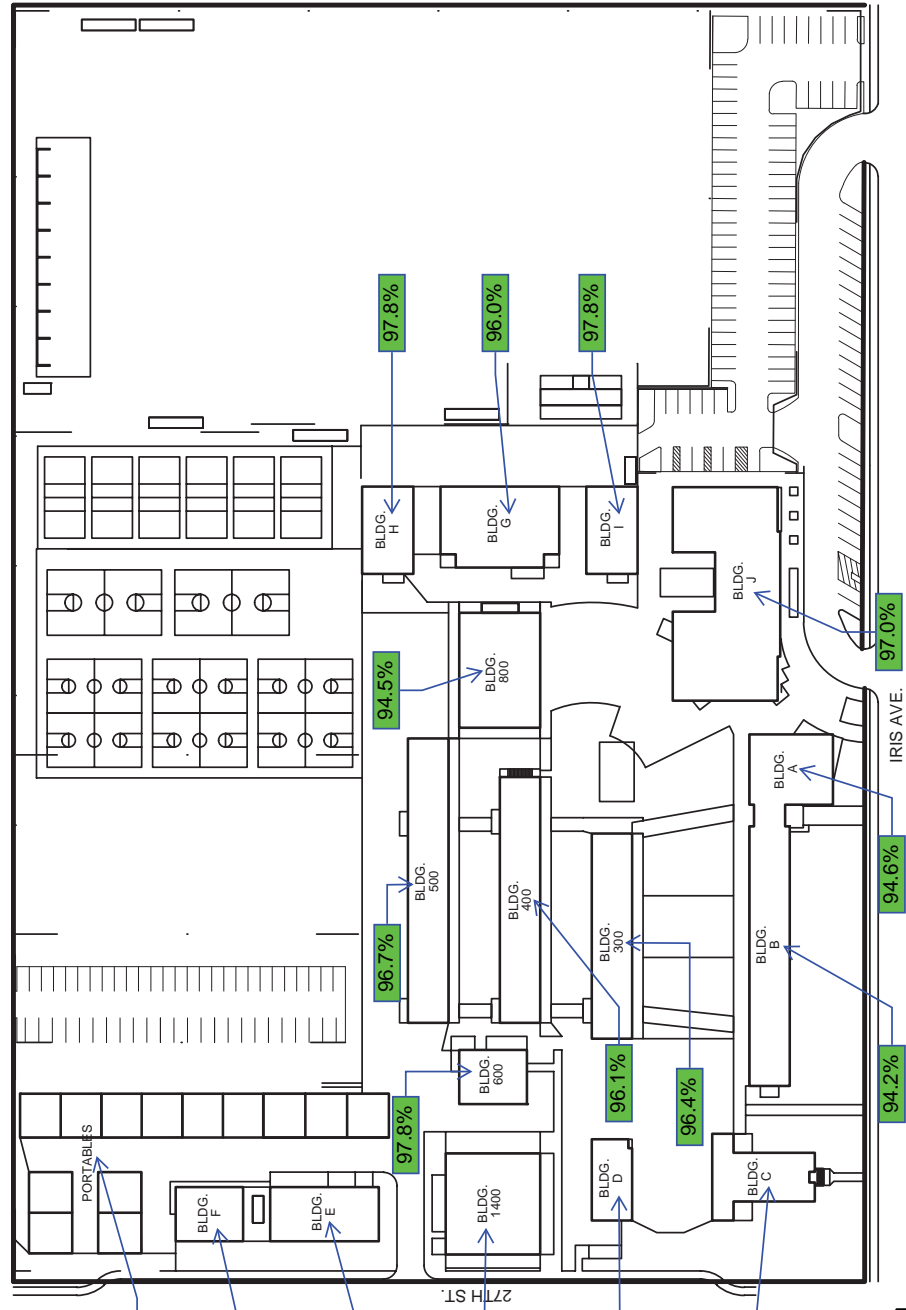
90+	A	80-89	B	70-79	C	60-69	D	50-59	E	40	F
Excellent: The facility is designed to provide for and support a majority of the educational program offered. It may have a few minor deficiencies but overall it meets the needs of the educational program.											
Good: The facility is designed to provide for and support the educational program offered. It may have minor suitability issues but generally meets the needs of the educational program.											
Fair: The facility has some problems meeting the needs of the educational program and will require remodeling.											
Poor: The facility has numerous problems meeting the needs of the educational program and needs significant remodeling, additions, or replacement.											
Unsatisfactory: The facility is unsuitable in support of the educational program.											

TECHNOLOGY SUITABILITY SCALE

90+	A	80-89	B	70-79	C	60-69	D	50-59	E	40	F
Excellent: The facility has excellent infrastructure to support information technology.											
Good: The facility has the infrastructure to support information technology.											
Fair: The facility is lacking in some infrastructure to support information technology.											
Poor: The facility is lacking significant infrastructure to support information technology.											
Unsatisfactory: The facility has little or no infrastructure to support information technology.											

FACILITY CONDITION SCALE

90%	70-80.9%	BELOW 70%
Facility in best and good condition	Facility with average and below average condition	Facility with poor and very poor condition, a candidate for replacement



Southwest Middle School  
2710 Iris Avenue  
San Diego California 92154

Sweetwater Union High School District  
1130 Fifth Avenue  
Chula Vista California 91911-2896



Site Name	Educational Suitability Grade	Educational Suitability Score	Technology Suitability Grade	Technology Suitability Score
Southwest High	C	78.24	B	89.20
General Classrooms	A			
Science	A			
Performing Arts	D			
Media Center	A			
Cafeteria	D			
Athletic Facilities	A			
Parking/Access	B			

#### EDUCATIONAL SUITABILITY SCALE

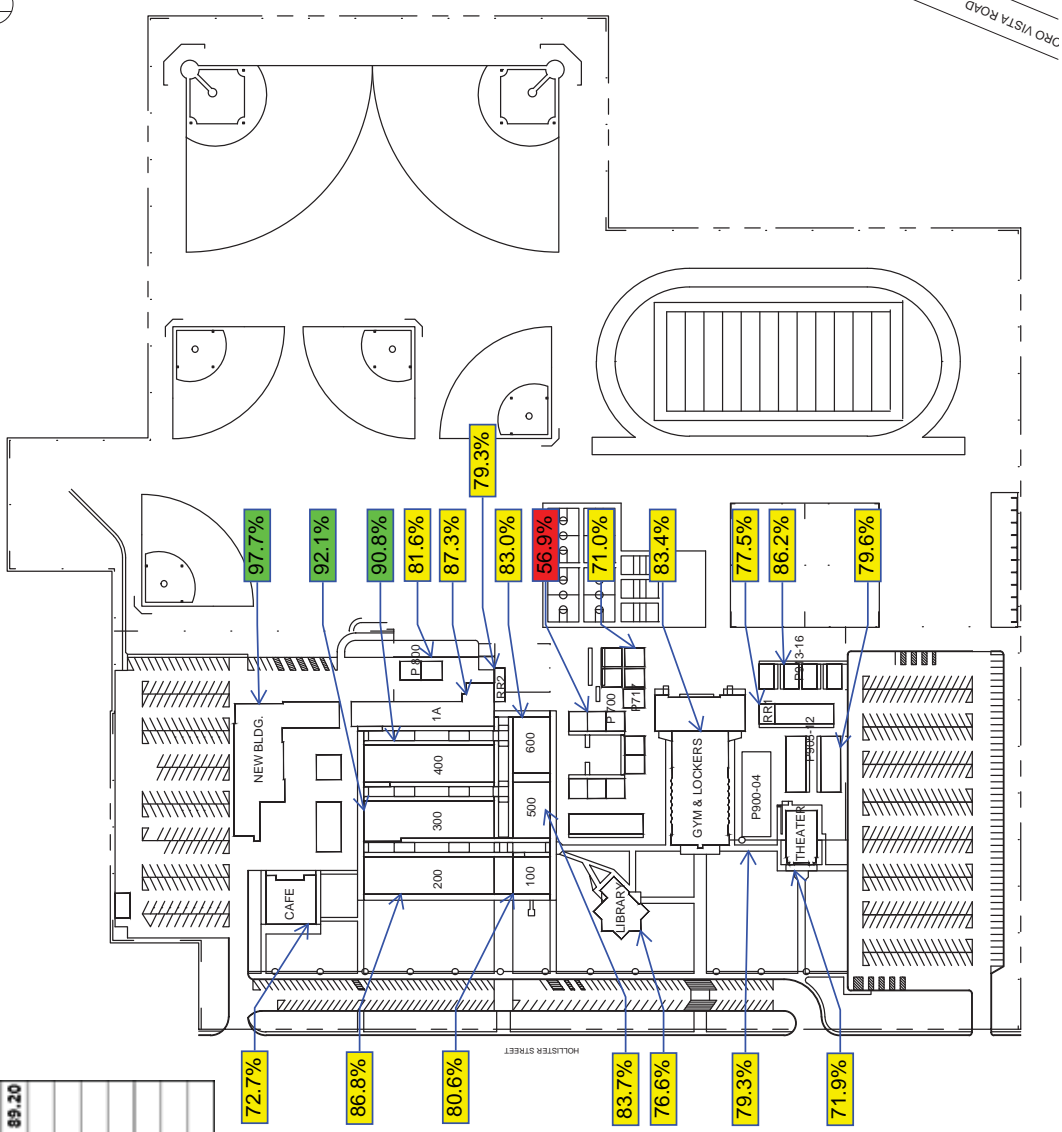
Grade	Description
A	Excellent: The facility is designed to provide for and support a majority of the educational program offered. It may have a minor suitability issue but overall it meets the needs of the educational program.
B	Good: The facility is designed to provide for and support the educational program offered. It may have minor suitability issues but generally meets the needs of the educational program.
C	Fair: The facility has some problems meeting the needs of the educational program and will require remodeling.
D	Poor: The facility has numerous problems meeting the needs of the educational program and needs significant remodeling, addition, or replacement.
BELOW 60	Unsatisfactory: The facility is unsuitable in support of the educational program.

#### TECHNOLOGY SUITABILITY SCALE

Grade	Description
A	Excellent: The facility has excellent infrastructure to support information technology.
B	Good: The facility has the infrastructure to support information technology.
C	Fair: The facility is lacking in some infrastructure to support information technology.
D	Poor: The facility is lacking significant infrastructure to support information technology.
BELOW 60	Unsatisfactory: The facility has little or no infrastructure to support information technology.

#### FACILITY CONDITION SCALE

Condition	Description
90%	Facility in best and good condition
70-80.5%	Facility with average and below average condition
BELOW 70%	Facility with poor and very poor condition, a candidate for replacement



Southwest High School  
1685 Hollister Avenue  
San Diego California 92154

Sweetwater Union High School District  
1130 Fifth Avenue  
Chula Vista California 91911-2896

30+	A	<b>Excellent:</b> The facility is designed to provide for and support a majority of the needs of the educational program. It offers minor variability issues but overall it meets the needs of the educational program.
20-30	B	<b>Good:</b> The facility is designed to help and support the educational program. It may have minor variability issues but generally meets the needs of the educational program.
10-20	C	<b>Fair:</b> The facility has some problems meeting the needs of the educational program and still requires remodeling.
0-10	D	<b>Poor:</b> The facility has numerous problems meeting the needs of the educational program and needs significant remodeling, additions, or replacement.
BELOW 0	F	<b>Unsatisfactory:</b> The facility is unsuitable in support of the educational program.

90+	A	Excellent: The facility has excellent infrastructure to support information technology.
80-89	B	Good: The facility has the infrastructure to support information technology.
70-79	C	Fair: The facility is lacking in some infrastructure to support information technology.
60-69	D	Poor: The facility is lacking significant infrastructure to support information technology.
BELOW 60	F	Unsatisfactory: The facility has little or no infrastructure to support information technology.

90%	Facility in best and good condition
70-89.9%	Facility with average and below average condition
BELOW 70%	Facility with poor and very poor condition, a candidate for replacement

**Sweetwater Union High School District**  
**1130 Fifth Avenue**  
Chula Vista California 91911-2896

Site Name	Educational Suitability Grade	Educational Suitability Score	Technology Suitability Grade	Technology Suitability Score
San Ysidro Adult	B	82.45	B	87.50
General Classrooms	A			
Science	N/A			
Performing Arts	N/A			
Media Center	N/A			
Cafeteria	N/A			
Athletic Facilities	N/A			
Parking/Access	A			

#### EDUCATIONAL SUITABILITY SCALE

90+	A	80-89	B	70-79	C	60-69	D	BELOW 60	F
<p><b>Excellent:</b> The facility is designed to provide for and support a facility of all the educational programs and has no major suitability issues but needs it meets the needs of the educational program.</p> <p><b>Good:</b> The facility is designed to provide for and support the educational program offered. It may have minor suitability issues but generally meets the needs of the educational program.</p> <p><b>Fair:</b> The facility has some problems meeting the needs of the educational program and will require remodeling.</p> <p><b>Poor:</b> The facility has numerous problems meeting the needs of the educational program and needs significant remodeling, additions, or replacement.</p> <p><b>Unsatisfactory:</b> The facility is unsuitable in support of the educational program.</p>									

#### TECHNOLOGY SUITABILITY SCALE

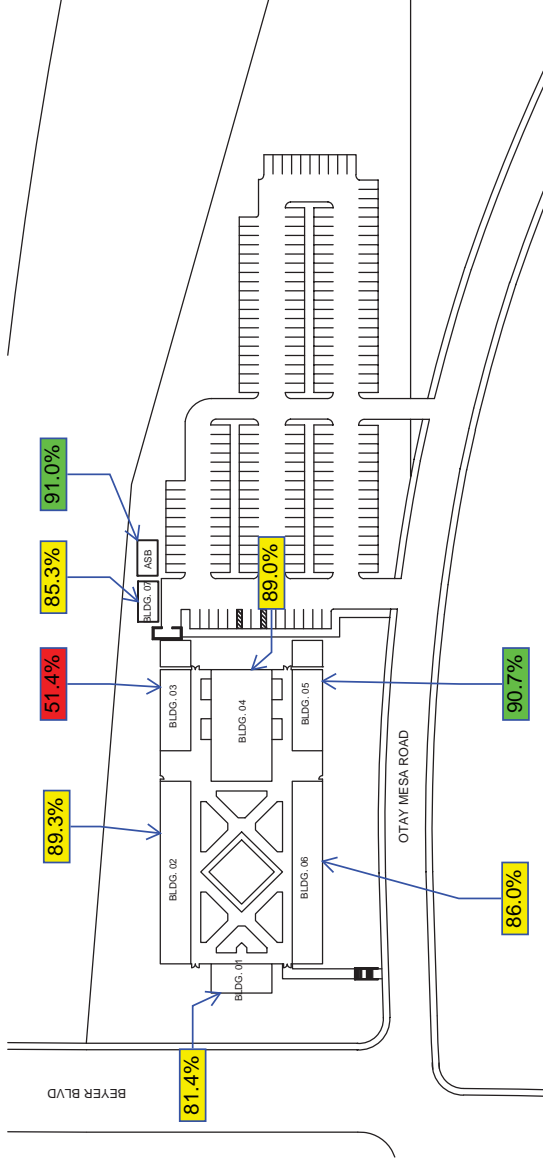
90+	A	80-89	B	70-79	C	60-69	D	BELOW 60	F
<p><b>Excellent:</b> The facility has excellent infrastructure to support information technology.</p> <p><b>Good:</b> The facility has the infrastructure to support information technology.</p> <p><b>Fair:</b> The facility is lacking in some infrastructure to support information technology.</p> <p><b>Poor:</b> The facility is lacking significant infrastructure to support information technology.</p> <p><b>Unsatisfactory:</b> The facility has little or no infrastructure to support information technology.</p>									

#### FACILITY CONDITION SCALE

90%	Facility in best and good condition
70-80%	Facility with average and below average condition
BELOW 70%	Facility with poor and very poor condition, a candidate for replacement

San Ysidro Adult  
4220 Otay Mesa Road  
San Ysidro California 92173

Sweetwater Union High School District  
1130 Fifth Avenue  
Chula Vista California 91911-2896







Site Name	Educational Suitability Grade	Educational Suitability Score	Technology Suitability Grade	Technology Suitability Score
Rancho Del Rey Middle	B	81.42	C	76.70
General Classrooms	B			
Science	C			
Performing Arts	A			
Media Center	A			
Cafeteria	B			
Athletic Facilities	B			
Parking/Access	F			

EDUCATIONAL SUITABILITY SCALE

A	B	C	D	F
90+ Excellent: The facility is designed to provide for and support a majority of the educational program offered. It may have a minor suitability issue but overall it meets the needs of the educational program offered. It may have minor suitability issues but generally meets the needs of the educational program.	80-89 Good: The facility is designed to provide for and support the educational program offered. It may have minor suitability issues but generally meets the needs of the educational program.	70-79 Fair: The facility has some problems meeting the needs of the educational program and will require remodeling.	60-69 Poor: The facility has numerous problems meeting the needs of the educational program and needs significant remodeling, additions, or replacement.	BELOW 60 Unsuitable: The facility is unsuitable in support of the educational program.

TECHNOLOGY SUITABILITY SCALE

A	B	C	D	F
90+ Excellent: The facility has excellent infrastructure to support information technology.	80-89 Good: The facility has the infrastructure to support information technology.	70-79 Fair: The facility is lacking in some infrastructure to support information technology.	60-69 Poor: The facility is lacking significant infrastructure to support information technology.	BELOW 60 Unsuitable: The facility has little or no infrastructure to support information technology.

FACILITY CONDITION SCALE

90%	70-89.9%	BELOW 70%
Facility in best and good condition	Facility with average and below average condition	Facility with poor and very poor condition, a candidate for replacement



Rancho Del Rey Middle School  
1147 East J Street  
Chula Vista California 91910

Sweetwater Union High School District  
1130 Fifth Avenue  
Chula Vista California 91911-2896

Site Name	Educational Suitability Grade	Educational Suitability Score	Technonology Suitability Grade	Technonology Suitability Score
Palomar High	F	53.11	A	95.00
General Classrooms	D			
Science	D			
Performing Arts	F			
Media Center	F			
Cafeteria	F			
Athletic Facilities	F			
Parking/Access	C			

#### EDUCATIONAL SUITABILITY SCALE

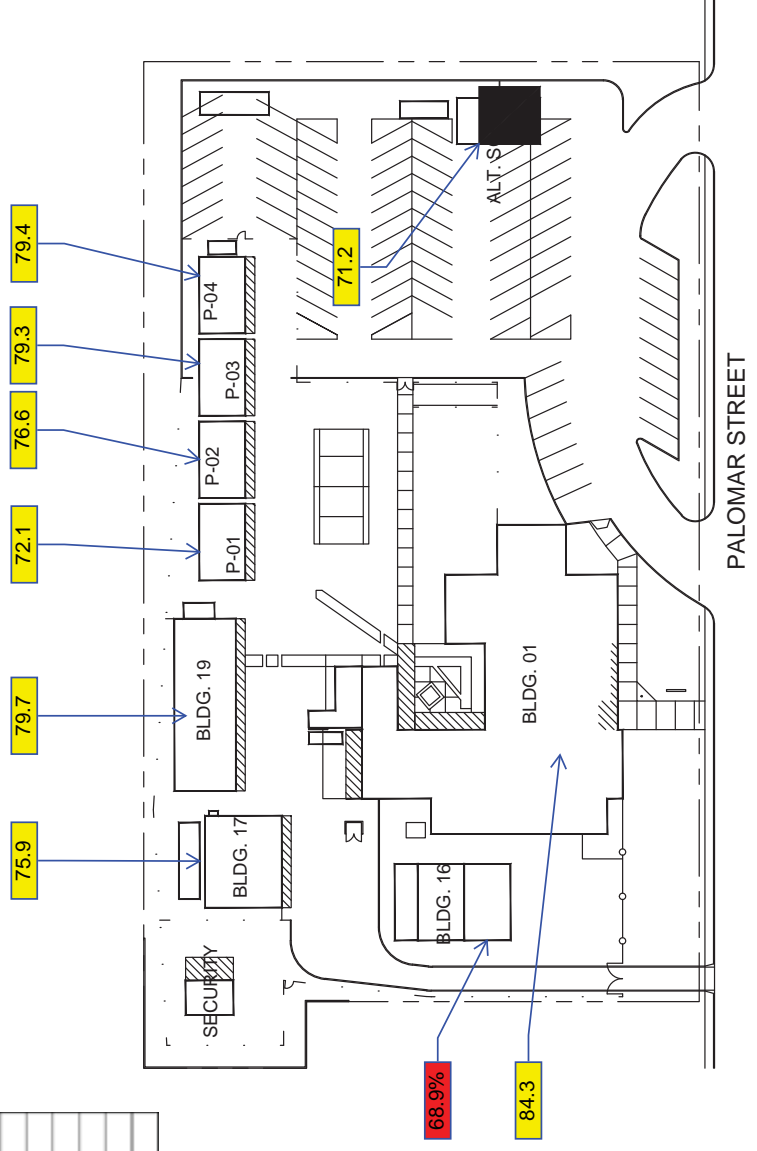
No.	A	B	C	D	BELOW 60
90-100	80-89	70-79	60-69	50-59	40
Excellent: The facility is designed to provide for and support a majority of the educational program offered. It may have a minor suitability issue but overall it meets the needs of the educational program.	Good: The facility is designed to provide for and support the majority of the educational program and meets the needs of the educational program.	Fair: The facility has some problems meeting the needs of the educational program and will require remodeling.	Poor: The facility has numerous problems meeting the needs of the educational program and needs significant remodeling, additions, or replacement.	Unsatisfactory: The facility is unsuitable in support of the educational program.	

#### TECHNOLOGY SUITABILITY SCALE

No.	A	B	C	D	BELOW 60
90+	80-89	70-79	60-69	50-59	40
Excellent: The facility has excellent infrastructure to support information technology.	Good: The facility has the infrastructure to support information technology.	Fair: The facility is lacking in some infrastructure to support information technology.	Poor: The facility is lacking significant infrastructure to support information technology.	Unsatisfactory: The facility has little or no infrastructure to support information technology.	

#### FACILITY CONDITION SCALE

90%	70-89.9%	BELOW 70%
Facility in best and good condition	Facility with average and below average condition	Facility with poor and very poor condition, a candidate for replacement



**Palomar High School**  
**480 Palomar Street**  
**Chula Vista California 91911**

**Sweetwater Union High School District**  
**1130 Fifth Avenue**  
**Chula Vista California 91911-2896**

Site Name	Educational Suitability Grade	Educational Suitability Score	Technology Suitability Grade	Technology Suitability Score
Otay Ranch High	A	90.90	A	100.00
General Classrooms	A			
Science	A			
Performing Arts	A			
Media Center	A			
Cafeteria	F			
Athletic Facilities	A			
Parking/Access	B			

#### EDUCATIONAL SUITABILITY SCALE

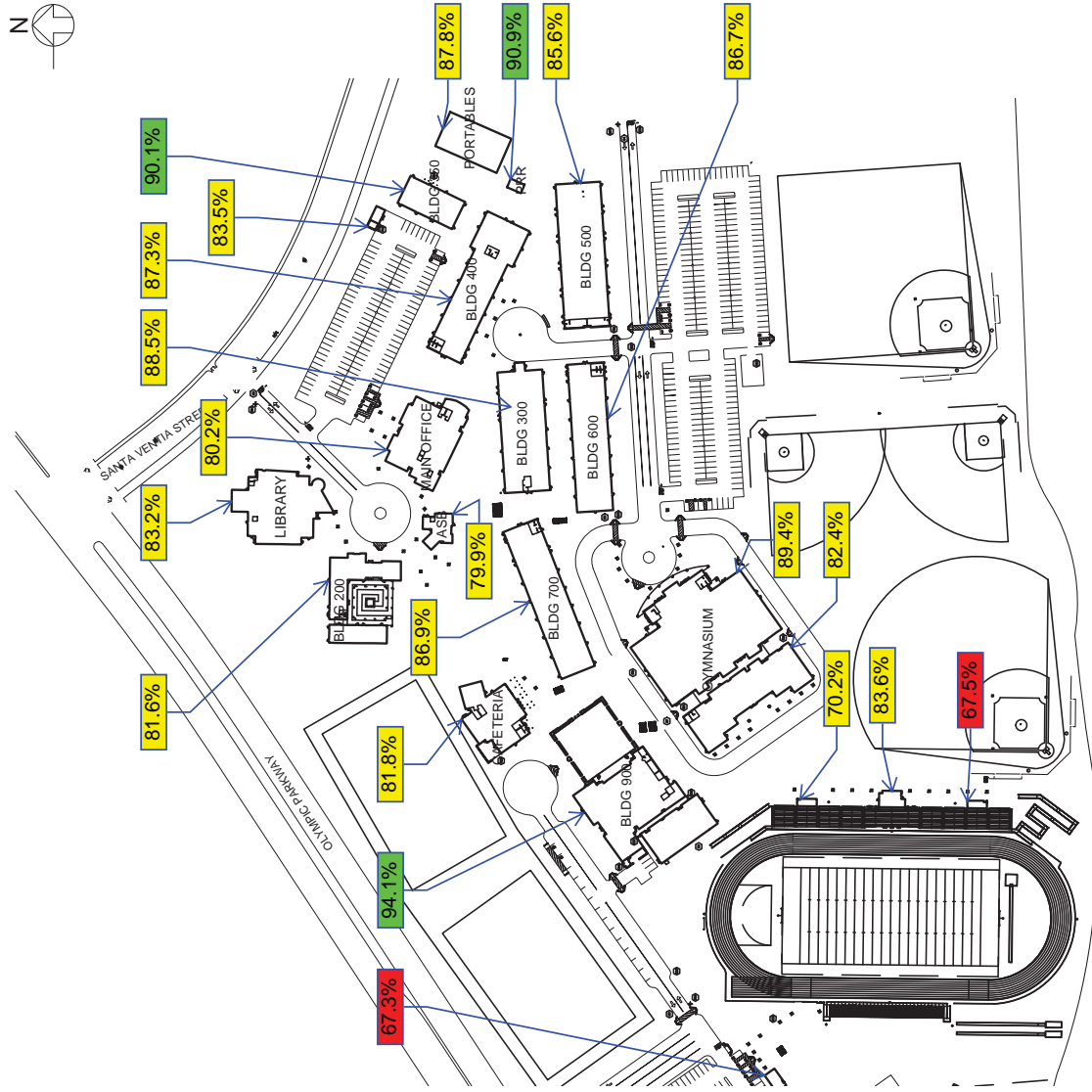
90+	80-89	70-79	60-69	BELOW 60
Excellent: The facility is designed to provide for and support a majority of the educational program offered. It may have a minor suitability issue but overall it meets the needs of the educational program.	Good: The facility is designed to provide for and support the educational program designed to meet the needs of the educational program.	Fair: The facility has some problems meeting the needs of the educational program and will require remodeling.	Poor: The facility has numerous problems meeting the needs of the educational program and needs significant remodeling, additions, or replacement.	Unsatisfactory: The facility is unsuitable in support of the educational program.

#### TECHNOLOGY SUITABILITY SCALE

90+	80-89	70-79	60-69	BELOW 60
Excellent: The facility has excellent infrastructure to support information technology.	Good: The facility has the infrastructure to support information technology.	Fair: The facility is lacking in some infrastructure to support information technology.	Poor: The facility is lacking significant infrastructure to support information technology.	Unsatisfactory: The facility has little or no infrastructure to support information technology.

#### FACILITY CONDITION SCALE

90%	70-89.9%	BELOW 70%
Facility in best and good condition	Facility with average and below average condition	Facility with poor and very poor condition, a candidate for replacement



Otay Ranch High School  
1250 Olympic Parkway  
Chula Vista California 91913

Sweetwater Union High School District  
1130 Fifth Avenue  
Chula Vista California 91911-2896



Site Name	Educational Suitability Grade	Educational Suitability Score	Technology Suitability Grade	Technology Suitability Score
Olympian High	A	90.90	A	100.00
General Classrooms	A			
Science	A			
Performing Arts	B			
Media Center	A			
Cafeteria	D			
Athletic Facilities	A			
Parking/Access	B			

#### EDUCATIONAL SUITABILITY SCALE

90+	A	80-89	B	70-79	C	60-69	D	BELOW 60	F
<p><b>Excellent:</b> The facility is designed to provide for and support a majority of the educational program offered. It may have a minor suitability issue but overall it meets the needs of the educational program.</p> <p><b>Good:</b> The facility is designed to provide for and support the educational program offered. It may have minor suitability issues but generally meets the needs of the educational program.</p> <p><b>Fair:</b> The facility has some problems meeting the needs of the educational program and will require remodeling.</p> <p><b>Poor:</b> The facility has numerous problems meeting the needs of the educational program and needs significant remodeling, additions, or replacements.</p> <p><b>Unsatisfactory:</b> The facility is unsuitable in support of the educational program.</p>									

#### TECHNOLOGY SUITABILITY SCALE

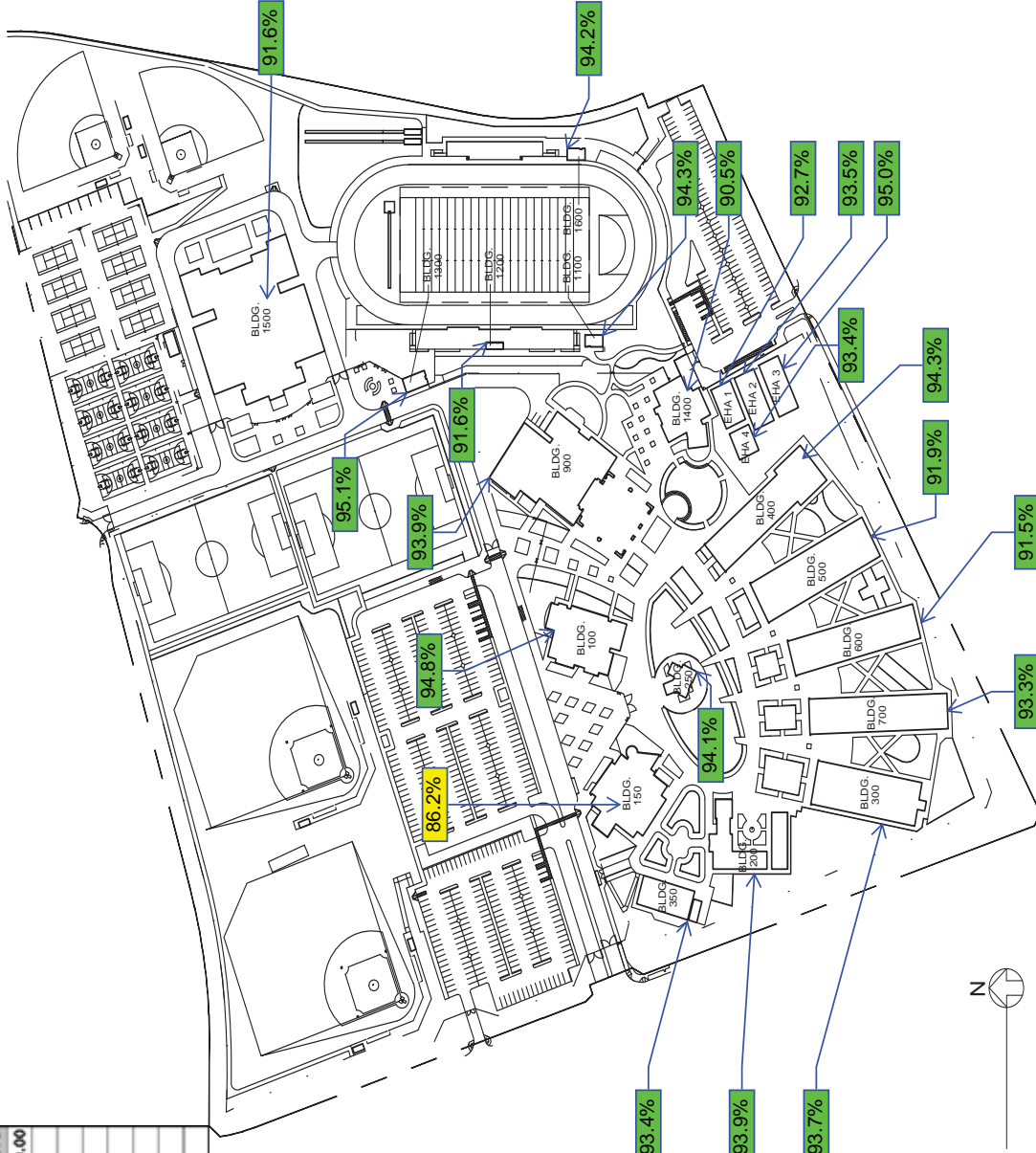
90+	A	80-89	B	70-79	C	60-69	D	BELOW 60	F
<p><b>Excellent:</b> The facility has excellent infrastructure to support information technology.</p> <p><b>Good:</b> The facility has the infrastructure to support information technology.</p> <p><b>Fair:</b> The facility is lacking in some infrastructure to support information technology.</p> <p><b>Poor:</b> The facility is lacking significant infrastructure to support information technology.</p> <p><b>Unsatisfactory:</b> The facility has little or no infrastructure to support information technology.</p>									

#### FACILITY CONDITION SCALE

90%	70-89.9%	BELOW 70%
Facility in best and good condition	Facility with average and below average condition	Facility with poor and very poor condition, a candidate for replacement

**Olympian High School**  
1925 Magdalena Avenue  
Chula Vista California 91913

**Sweetwater Union High School District**  
1130 Fifth Avenue  
Chula Vista California 91911-2896





Site Name	Educational Suitability Grade	Educational Suitability Score	Techonology Suitability Grade	Techonology Suitability Score
National City Middle	C	75.11	B	82.50
General Classrooms	A			
Science	A			
Performing Arts	C			
Media Center	D			
Cafeteria	B			
Athletic Facilities	D			
Parking/Access	F			

EDUCATIONAL SUITABILITY SCALE

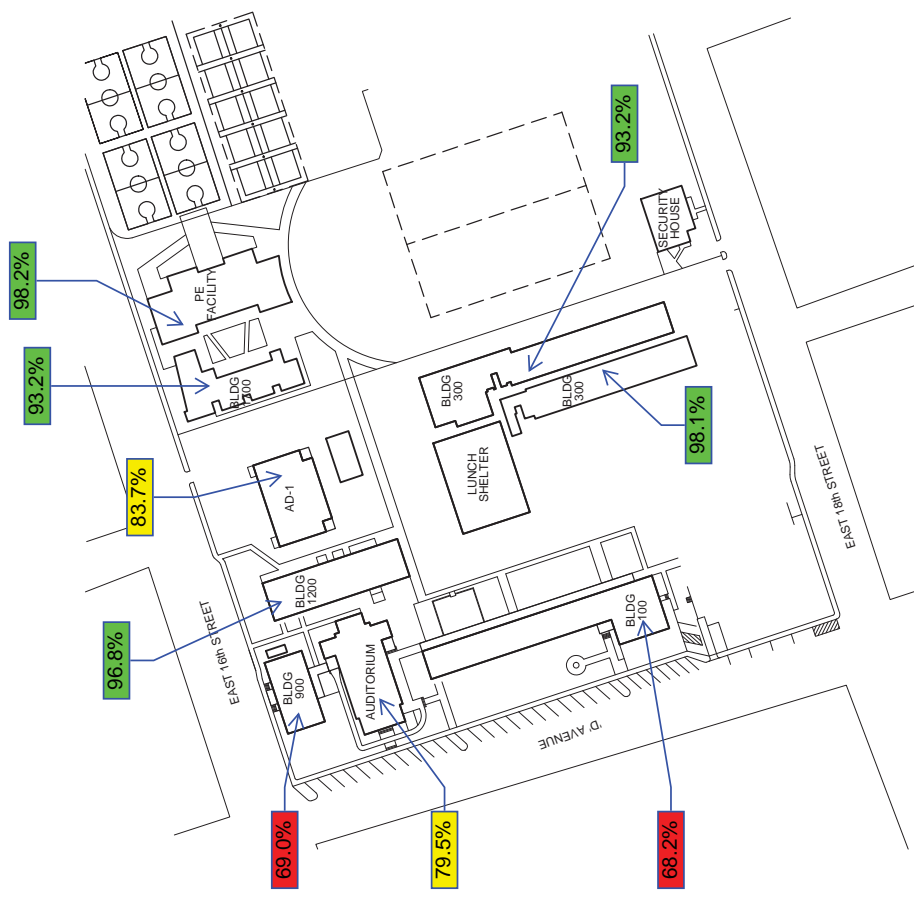
90+	A	80-89	B	70-79	C	60-69	D	50-59	E	40-49	F
Excellent: The facility is designed to provide for and support a majority of the educational program offered. It may have a minor suitability issue but overall it meets the needs of the educational program.		Good: The facility is designed to provide for and support the majority of the educational program offered. It may have a minor suitability issue but overall it meets the needs of the educational program.		Fair: The facility has some problems meeting the needs of the educational program and will require remodeling.		Poor: The facility has numerous problems meeting the needs of the educational program and needs significant remodeling, additions, or replacement.		Un satisfactory: The facility is unsuitable in support of the educational program.			

TECHNOLOGY SUITABILITY SCALE

90+	A	80-89	B	70-79	C	60-69	D	50-59	E	40-49	F
Excellent: The facility has excellent infrastructure to support information technology.		Good: The facility has the infrastructure to support information technology.		Fair: The facility is lacking in some infrastructure to support information technology.		Poor: The facility is lacking significant infrastructure to support information technology.		Un satisfactory: The facility has little or no infrastructure to support information technology.			

FACILITY CONDITION SCALE

90%	70-89.9%	BELOW 70%
Facility in best and good condition	Facility with average and below average condition	Facility with poor and very poor condition, a candidate for replacement



National City Middle School  
1701 D Avenue  
National City California 91950

Sweetwater Union High School District  
1130 Fifth Avenue  
Chula Vista California 91911-2896



Site Name	Educational Suitability Grade	Educational Suitability Score	Technology Suitability Grade	Technology Suitability Score
National City Adult	B	84.33	A	95.00
General Classrooms	A			
Science	N/A			
Performing Arts	N/A			
Media Center	N/A			
Cafeteria	N/A			
Athletic Facilities	N/A			
Parking/Access	D			

#### EDUCATIONAL SUITABILITY SCALE

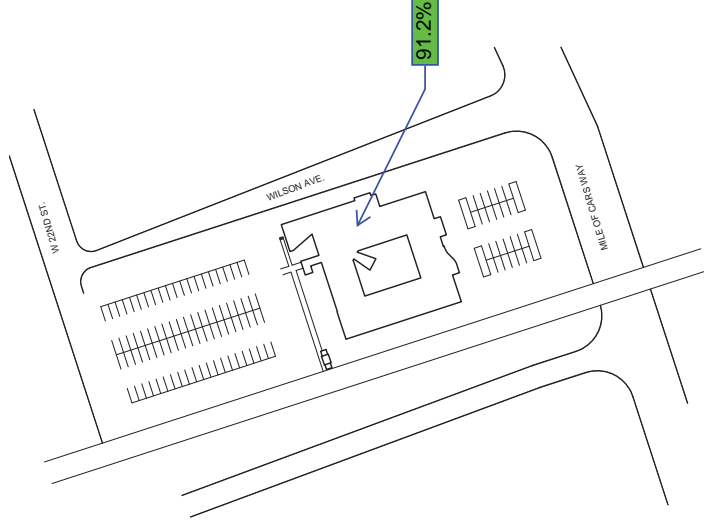
90+	A	Excellent: The facility is designed to provide for and support a wide range of educational programs and activities. It has no major suitability issues but does meet the needs of the educational program.
80-89	B	Good: The facility is designed to provide for and support the educational program offered. It may have minor suitability issues but generally meets the needs of the educational program.
70-79	C	Fair: The facility has some problems meeting the needs of the educational program and will require remodeling.
60-69	D	Poor: The facility has numerous problems meeting the needs of the educational program and needs significant remodeling, additions, or replacement.
BELOW 60	F	Unsatisfactory: The facility is unsuitable in support of the educational program.

#### TECHNOLOGY SUITABILITY SCALE

90+	A	Excellent: The facility has excellent infrastructure to support information technology.
80-89	B	Good: The facility has the infrastructure to support information technology.
70-79	C	Fair: The facility is lacking in some infrastructure to support information technology.
60-69	D	Poor: The facility is lacking significant infrastructure to support information technology.
BELOW 60	F	Unsatisfactory: The facility has little or no infrastructure to support information technology.

#### FACILITY CONDITION SCALE

90%	Facility in best and good condition
70-80%	Facility with average and below average condition
BELOW 70%	Facility with poor and very poor condition, a candidate for replacement.



National City Adult School  
517 Mile of Cars Way  
National City California 91950

Sweetwater Union High School District  
1130 Fifth Avenue  
Chula Vista California 91911-2896



Site Name	Educational Suitability Grade	Educational Suitability Score	Technology Suitability Grade	Technology Suitability Score
Montgomery Middle	B	83.08	A	100.00
General Classrooms	A			
Science	A			
Performing Arts	F			
Media Center	A			
Cafeteria	B			
Athletic Facilities	B			
Parking/Access	F			

EDUCATIONAL SUITABILITY SCALE

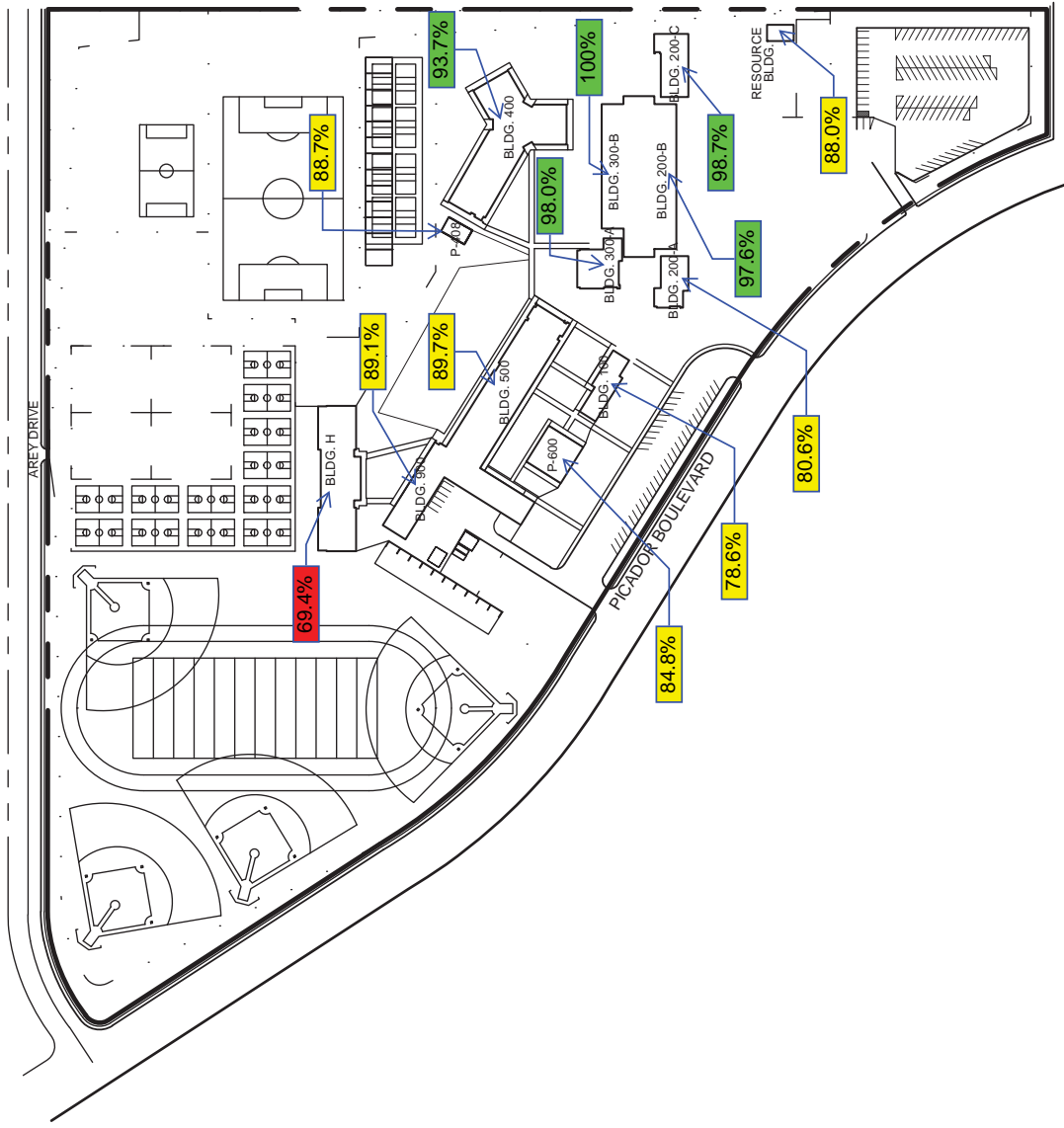
90+	A	Excellent: The facility is designed to provide for and support a variety of the educational program and is well equipped to meet the needs of the educational program.
80-89	B	Good: The facility is designed to provide for and support the educational program offered. It may have minor suitability issues but generally meets the needs of the educational program.
70-79	C	Fair: The facility has some problems meeting the needs of the educational program and will require remodeling.
60-69	D	Poor: The facility has numerous problems meeting the needs of the educational program and needs significant remodeling, additions, or replacement.
BELOW 60	F	Unsatisfactory: The facility is unsuitable in support of the educational program.

TECHNOLOGY SUITABILITY SCALE

80+	A	Excellent: The facility has excellent infrastructure to support information technology.
70-79	B	Good: The facility has the infrastructure to support information technology.
60-69	C	Fair: The facility is lacking in some infrastructure to support information technology.
50-59	D	Poor: The facility is lacking significant infrastructure to support information technology.
BELOW 50	F	Unsatisfactory: The facility has little or no infrastructure to support information technology.

FACILITY CONDITION SCALE

90%	Facility in best and good condition
70-89.9%	Facility with average and below average condition
BELOW 70%	Facility with poor and very poor condition, a candidate for replacement



Montgomery Middle School  
1051 Picador Boulevard  
San Diego California 92154

Sweetwater Union High School District  
1130 Fifth Avenue  
Chula Vista California 91911-2896

Site Name	Educational Suitability Grade	Educational Suitability Score	Technology Suitability Grade	Technology Suitability Score
Montgomery High	B	80.56	A	91.70
General Classrooms	A			
Science	A			
Performing Arts	D			
Media Center	B			
Cafeteria	D			
Athletic Facilities	A			
Parking/Access	C			

#### EDUCATIONAL SUITABILITY SCALE

90+	A	Excellent: The facility is designed to provide for and support a majority of the educational program offered. It may have a few minor deficiencies but overall it meets the needs of the educational program.
80-89	B	Good: The facility is designed to provide for and support the educational program offered. It may have minor suitability issues but generally meets the needs of the educational program.
70-79	C	Fair: The facility has some problems meeting the needs of the educational program and will require remodeling.
60-69	D	Poor: The facility has numerous problems meeting the needs of the educational program and needs significant remodeling, additions, or replacement.
BELOW 60	F	Unsuitable: The facility is unsuitable in support of the educational program.

#### TECHNOLOGY SUITABILITY SCALE

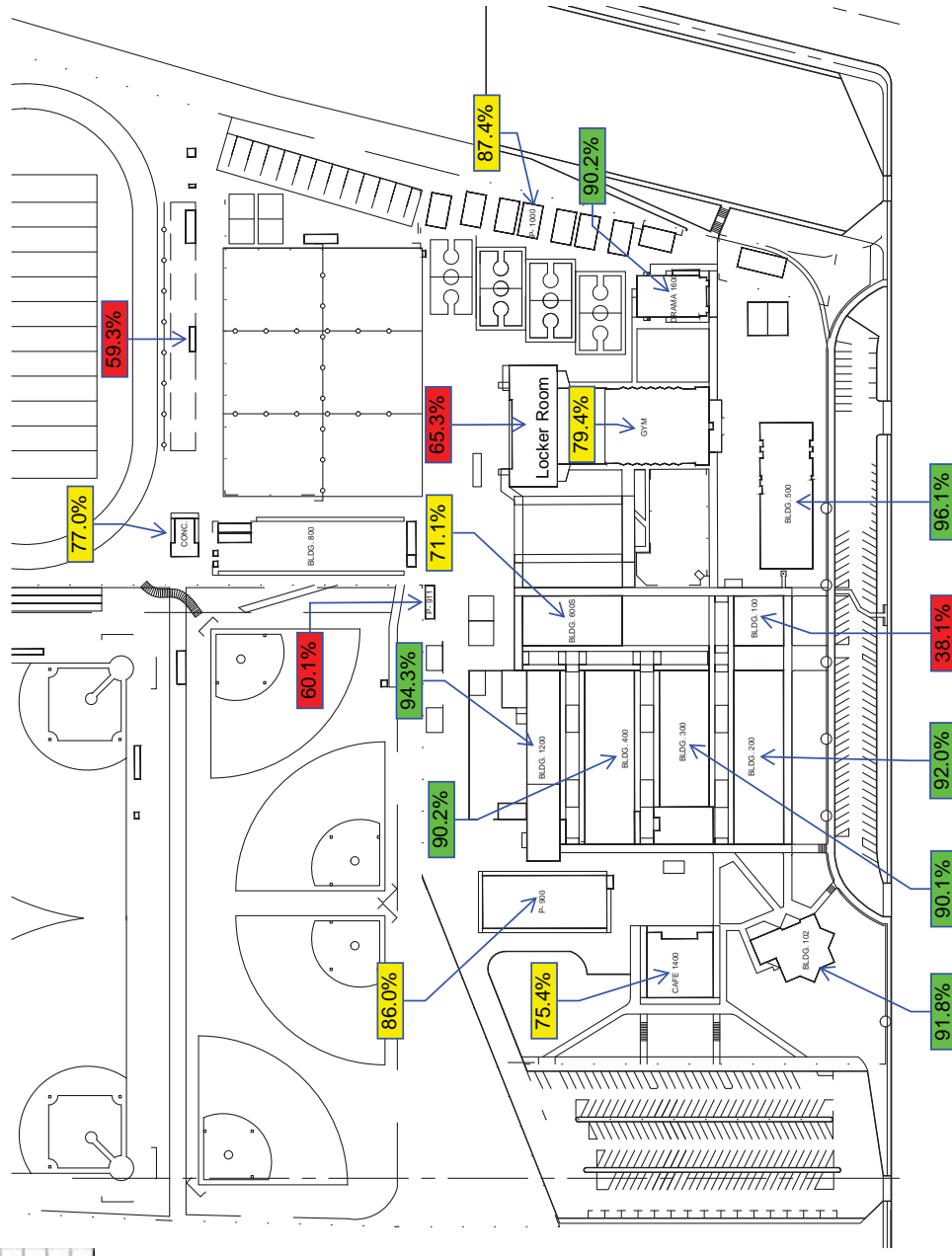
90+	A	Excellent: The facility has excellent infrastructure to support information technology.
80-89	B	Good: The facility has the infrastructure to support information technology.
70-79	C	Fair: The facility is lacking in some infrastructure to support information technology.
60-69	D	Poor: The facility is lacking significant infrastructure to support information technology.
BELOW 60	F	Unsuitable: The facility has little or no infrastructure to support information technology.

#### FACILITY CONDITION SCALE

90%	Facility in best and good condition
70-89%	Facility with average and below average condition
BELOW 70%	Facility with poor and very poor condition, a candidate for replacement.

**Montgomery High School**  
**3250 Palm Avenue**  
**San Diego California 92154**

**Sweetwater Union High School District**  
**1130 Fifth Avenue**  
**Chula Vista California 91911-2896**





90%	A	Excellent. The facility is designed to provide for and support a variety of the educational program offered. It may have a minor variability issue but overall it meets the needs of the educational program.
80-90%	B	Good. The facility is designed to provide for and support the educational program offered. It may have minor variability issues but generally meets the needs of the educational program.
70-79%	C	Fair. The facility has some problems meeting the needs of the educational program and still require remodeling.
60-69%	D	Poor. The facility has numerous problems meeting the needs of the educational program and needs significant remodeling, additions, or replacement.
Below 60%	F	Unsatisfactory. The facility is unsuitable in support of the educational program.

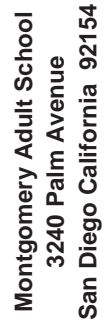
90%	A	Excellent. The facility is designed to provide for and support a variety of the educational program offered. It may have a minor variability issue but overall it meets the needs of the educational program.
80-90%	B	Good. The facility is designed to provide for and support the educational program offered. It may have minor variability issues but generally meets the needs of the educational program.
70-79%	C	Fair. The facility has some problems meeting the needs of the educational program and still require remodeling.
60-69%	D	Poor. The facility has numerous problems meeting the needs of the educational program and needs significant remodeling, additions, or replacement.
Below 60%	F	Unsatisfactory. The facility is unsuitable in support of the educational program.

90+	A	Excellent: The facility has excellent infrastructure to support information technology.
80-89	B	Good: The facility has the infrastructure to support information technology.
70-79	C	Fair: The facility is lacking in some infrastructure to support information technology.
60-69	D	Poor: The facility is lacking significant infrastructure to support information technology.
Below 60	F	Unsatisfactory: The facility has little or no infrastructure to support information technology.

90+	A	Excellent: The facility has excellent infrastructure to support information technology.
80-89	B	Good: The facility has the infrastructure to support information technology.
70-79	C	Fair: The facility is lacking in some infrastructure to support information technology.
60-69	D	Poor: The facility is lacking significant infrastructure to support information technology.
Below 60	F	Unsatisfactory: The facility has little or no infrastructure to support information technology.

90%	Facility in best and good condition
70-89.9%	Facility with average and below average condition
BELOW 70%	Facility with poor and very poor condition, a candidate for replacement

90%	Facility in best and good condition
70-89.9%	Facility with average and below average condition
BELOW 70%	Facility with poor and very poor condition, a candidate for replacement



**Sweetwater Union High School District**  
**1130 Fifth Avenue**  
Chula Vista California 91911-2896



Site Name	Educational Suitability Grade	Educational Suitability Score	Technology Suitability Grade	Technology Suitability Score
Mar Vista Middle	C	75.61	A	90.00
General Classrooms	A			
Science	C			
Performing Arts	F			
Media Center	C			
Cafeteria	F			
Athletic Facilities	B			
Parking/Access	F			

#### EDUCATIONAL SUITABILITY SCALE

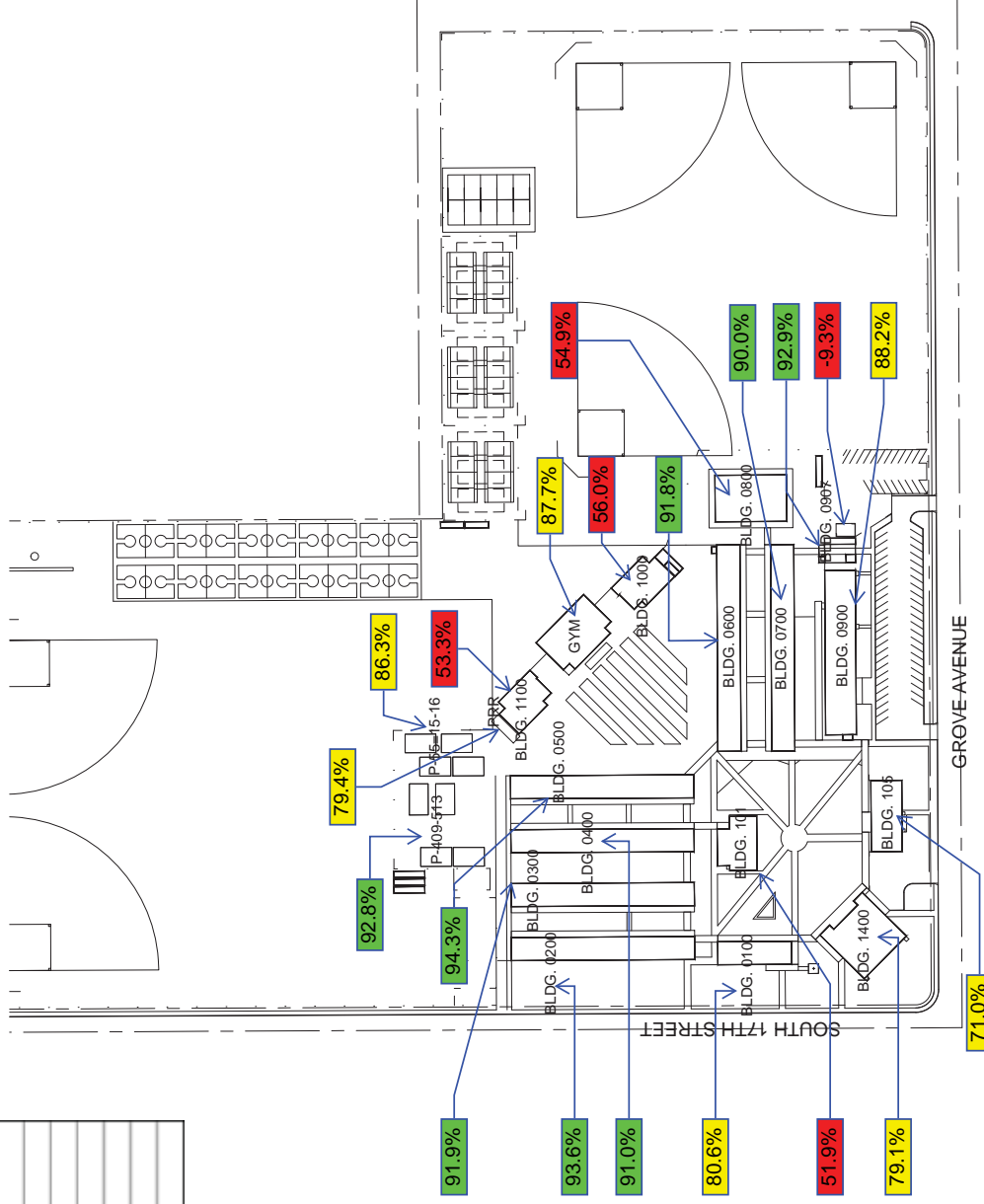
90+	A	80-89	B	70-79	C	60-69	D	50-59	E
Excellent: The facility is designed to provide for and support a variety of the educational program and is well equipped to meet the needs of the educational program.		Good: The facility is designed to provide for and support the educational program offered. It may have minor suitability issues but generally meets the needs of the educational program.		Fair: The facility has some problems meeting the needs of the educational program and will require remodeling.		Poor: The facility has numerous problems meeting the needs of the educational program and needs significant remodeling, additions, or replacement.		Unsatisfactory: The facility is unsuitable in support of the educational program.	

#### TECHNOLOGY SUITABILITY SCALE

80+	A	60-69	B	40-49	C	20-29	D	BELOW 20	F
Excellent: The facility has excellent infrastructure to support information technology.		Good: The facility has the infrastructure to support information technology.		Fair: The facility is lacking in some infrastructure to support information technology.		Poor: The facility is lacking significant infrastructure to support information technology.		Unsatisfactory: The facility has little or no infrastructure to support information technology.	

#### FACILITY CONDITION SCALE

90%	70-89.9%	BELOW 70%
Facility in best and good condition	Facility with average and below average condition	Facility with poor and very poor condition, a candidate for replacement



**Mar Vista Middle School**  
1267 Thermal Avenue  
San Diego California 92154

**Sweetwater Union High School District**  
1130 Fifth Avenue  
Chula Vista California 91911-2896

Site Name	Educational Suitability Grade	Educational Suitability Score	Technology Suitability Grade	Technology Suitability Score
Mar Vista High	C	76.05	B	81.70
General Classrooms	B			
Science	A			
Performing Arts	F			
Media Center	C			
Cafeteria	F			
Athletic Facilities	A			
Parking/Access	C			

#### EDUCATIONAL SUITABILITY SCALE

90+	A	Excellent: The facility is designed to provide for and support a majority of the educational program offered. It may have a few minor deficiencies but it is well suited to meet the needs of the educational program.
80-89	B	Good: The facility is designed to provide for and support the educational program offered. It may have minor suitability issues but generally meets the needs of the educational program.
70-79	C	Fair: The facility has some problems meeting the needs of the educational program and will require remodeling.
60-69	D	Poor: The facility has numerous problems meeting the needs of the educational program and needs significant remodeling, additions, or replacement.
BELOW 60	F	Unsuitable: The facility is unsuitable in support of the educational program.

#### TECHNOLOGY SUITABILITY SCALE

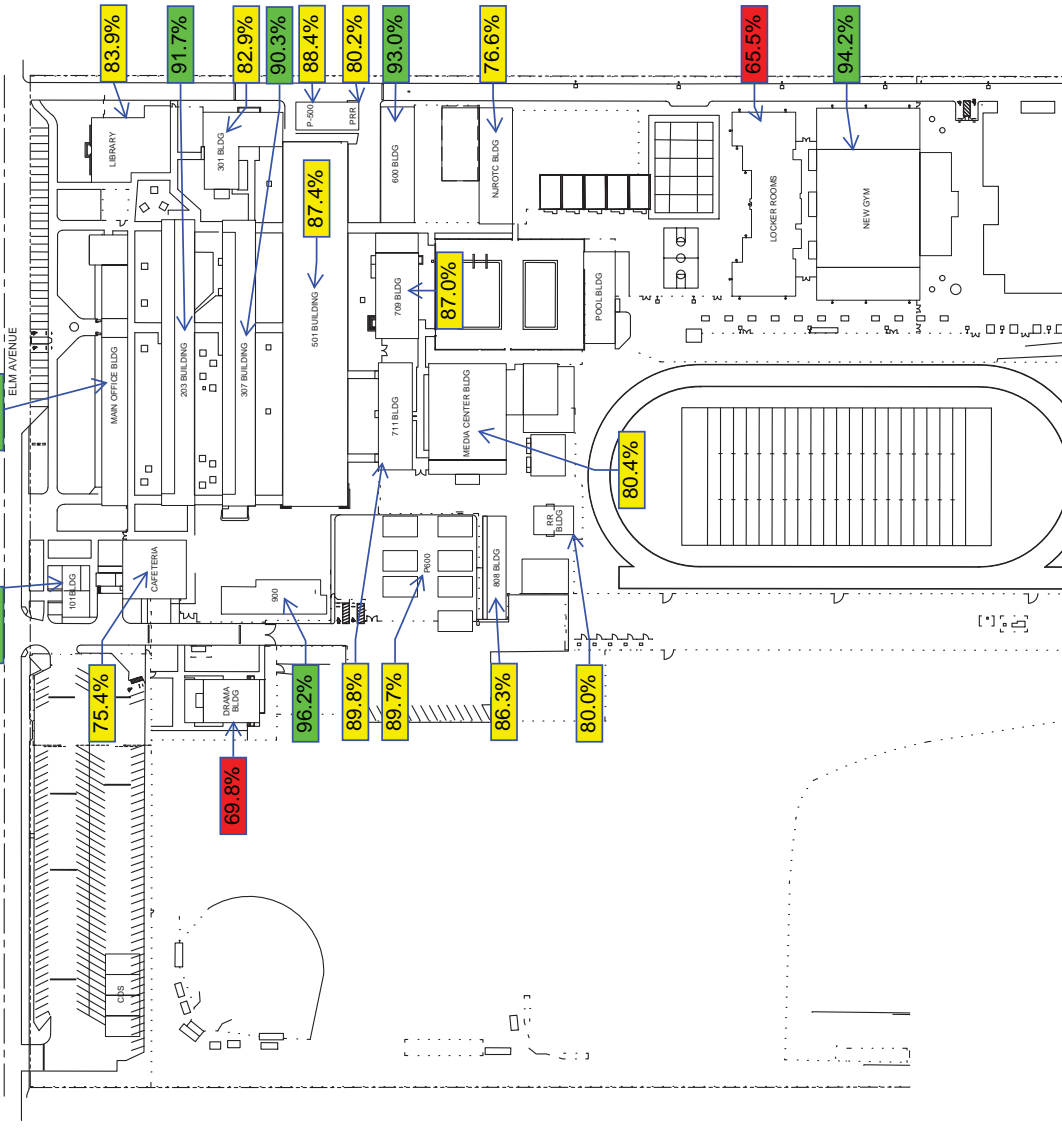
80+	A	Excellent: The facility has excellent infrastructure to support information technology.
65-79	B	Good: The facility has the infrastructure to support information technology.
50-59	C	Fair: The facility is lacking in some infrastructure to support information technology.
35-49	D	Poor: The facility is lacking significant infrastructure to support information technology.
BELOW 35	F	Unsuitable: The facility has little or no infrastructure to support information technology.

#### FACILITY CONDITION SCALE

90%	Facility in best and good condition
70-89.9%	Facility with average and below average condition
BELOW 70%	Facility with poor and very poor condition, a candidate for replacement

**Mar Vista High School**  
505 Elm Avenue  
Imperial Beach California 91932

**Sweetwater Union High School District**  
1130 Fifth Avenue  
Chula Vista California 91911-2896







Site Name	Educational Suitability Grade	Educational Suitability Score	Technology Suitability Grade	Technology Suitability Score
Imperial Beach Adult	C	77.23	B	82.50
General Classrooms	B			
Science	N/A			
Performing Arts	N/A			
Media Center	N/A			
Cafeteria	N/A			
Athletic Facilities	N/A			
Parking/Access	F			

#### EDUCATIONAL SUITABILITY SCALE

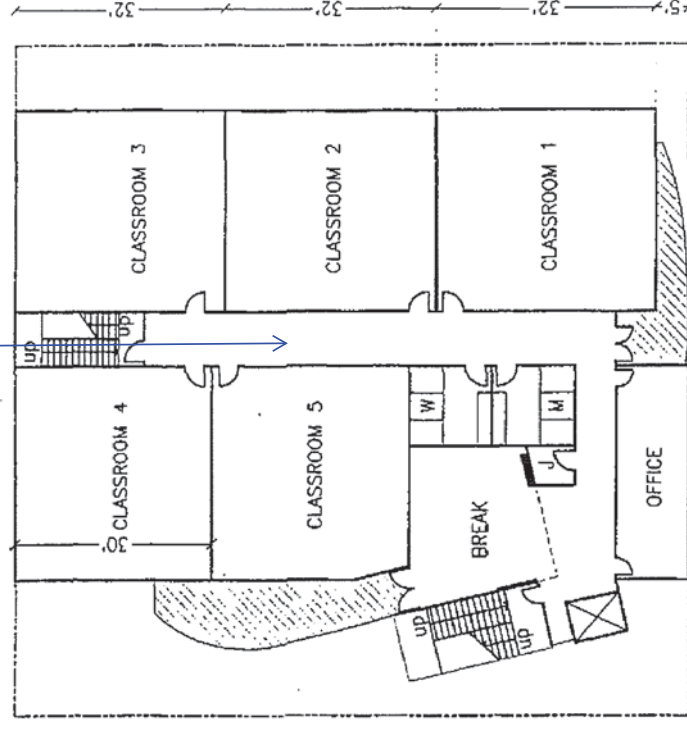
90+	A	80-89	B	70-79	C	60-69	D	BELOW 60	F
<p><b>Excellent:</b> The facility is designed to provide for and support a majority of the educational program offered. It may have a minor suitability issue but overall it meets the needs of the educational program.</p> <p><b>Good:</b> The facility is designed to provide for and support the educational program offered. It may have minor suitability issues but generally meets the needs of the educational program.</p> <p><b>Fair:</b> The facility has some problems meeting the needs of the educational program and will require remodeling.</p> <p><b>Poor:</b> The facility has numerous problems meeting the needs of the educational program and needs significant remodeling, additions, or replacement.</p> <p><b>Unsatisfactory:</b> The facility is unsuitable in support of the educational program.</p>									

#### TECHNOLOGY SUITABILITY SCALE

90+	A	80-89	B	70-79	C	60-69	D	BELOW 60	F
<p><b>Excellent:</b> The facility has excellent infrastructure to support information technology.</p> <p><b>Good:</b> The facility has the infrastructure to support information technology.</p> <p><b>Fair:</b> The facility is lacking in some infrastructure to support information technology.</p> <p><b>Poor:</b> The facility is lacking significant infrastructure to support information technology.</p> <p><b>Unsatisfactory:</b> The facility has little or no infrastructure to support information technology.</p>									

#### FACILITY CONDITION SCALE

90%	Facility in best and good condition
70-89.9%	Facility with average and below average condition
BELOW 70%	Facility with poor and very poor condition, a candidate for replacement



Imperial Beach Adult  
3240 Palm Avenue  
Imperial Beach California 92154

Sweetwater Union High School District  
1130 Fifth Avenue  
Chula Vista California 91911-2896



Site Name	Educational Suitability Grade	Educational Suitability Score	Techonology Suitability Grade	Techonology Suitability Score
Hilltop Middle	D	67.40	C	77.50
General Classrooms	B			
Science	B			
Performing Arts	F			
Media Center	B			
Cafeteria	D			
Athletic Facilities	D			
Parking/Access	F			

#### EDUCATIONAL SUITABILITY SCALE

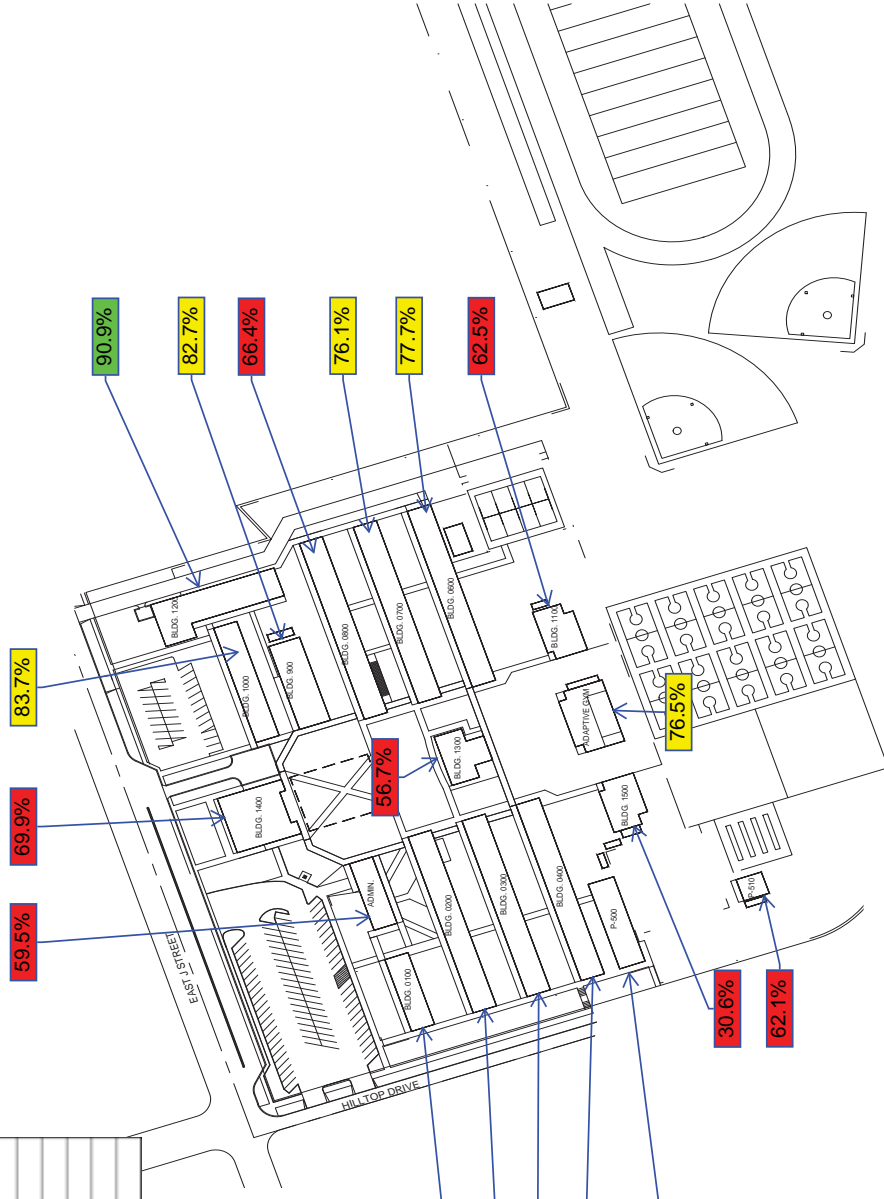
90+	A	80-89	B	70-79	C	60-69	D	BELOW 60	F
<p>Excellent: The facility is designed to provide for and support a majority of the educational program offered. It may have a minor suitability issues but overall it meets the needs of the educational program.</p> <p>Good: The facility is designed to provide for and support the educational program offered. It may have minor suitability issues but generally meets the needs of the educational program.</p> <p>Fair: The facility has some problems meeting the needs of the educational program and will require remodeling.</p> <p>Poor: The facility has numerous problems meeting the needs of the educational program and will require significant remodeling, additions, or replacement.</p> <p>Unsatisfactory: The facility is unsuitable in support of the educational program.</p>									

#### TECHNOLOGY SUITABILITY SCALE

90+	A	80-89	B	70-79	C	60-69	D	BELOW 60	F
<p>Excellent: The facility has excellent infrastructure to support information technology.</p> <p>Good: The facility has the infrastructure to support information technology.</p> <p>Fair: The facility is lacking in some infrastructure to support information technology.</p> <p>Poor: The facility is lacking significant infrastructure to support information technology.</p> <p>Unsatisfactory: The facility has little or no infrastructure to support information technology.</p>									

#### FACILITY CONDITION SCALE

90%	70-80.9%	BELOW 70%
Facility in best and good condition	Facility with average and below average condition	Facility with poor and very poor condition, a candidate for replacement



Hilltop Middle School  
44 East J Street  
Chula Vista California 91910

Sweetwater Union High School District  
1130 Fifth Avenue  
Chula Vista California 91911-2896

Site Name	Educational Suitability Grade	Educational Suitability Score	Technology Suitability Grade	Technology Suitability Score
Hilltop High	D	69.96	B	85.00
General Classrooms	B			
Science	A			
Performing Arts	F			
Media Center	C			
Cafeteria	F			
Athletic Facilities	C			
Parking/Access	F			

#### EDUCATIONAL SUITABILITY SCALE

90+	A	80-89	B	70-79	C	60-69	D	50	BELOW	F
<p><b>Excellent:</b> The facility is designed to provide for and support a high quality of the educational program offered. It may have a minor suitability issue but overall it meets the needs of the educational program.</p> <p><b>Good:</b> The facility is designed to provide for and support the educational program offered. It may have minor suitability issues but generally meets the needs of the educational program.</p> <p><b>Fair:</b> The facility has some problems meeting the needs of the educational program and will require remodeling.</p> <p><b>Poor:</b> The facility has numerous problems meeting the needs of the educational program and needs significant remodeling, additions, or replacement.</p> <p><b>Unsatisfactory:</b> The facility is unsuitable in support of the educational program.</p>										

#### TECHNOLOGY SUITABILITY SCALE

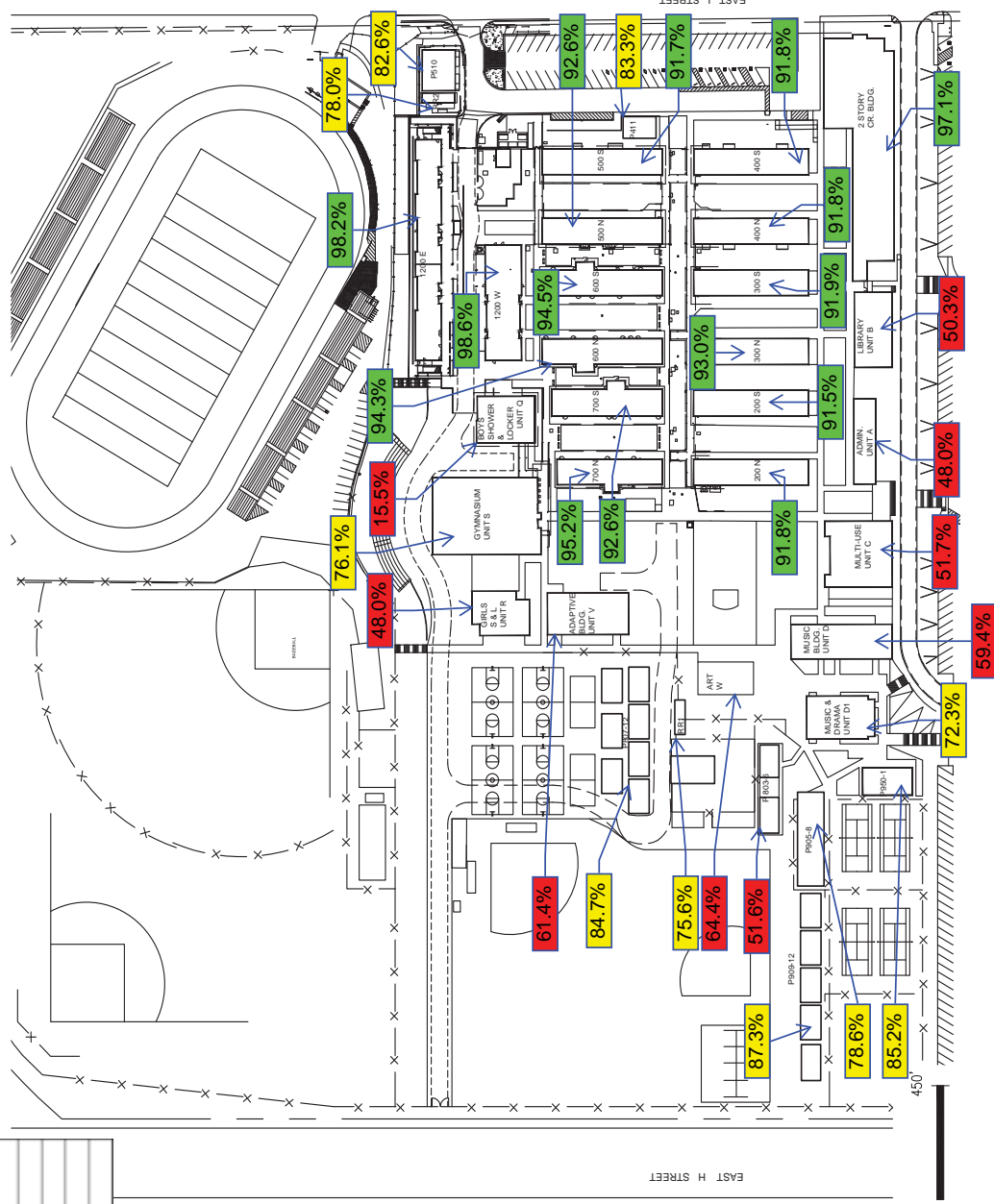
90+	A	80-89	B	70-79	C	60-69	D	50	BELOW	F
<p><b>Excellent:</b> The facility has excellent infrastructure to support information technology.</p> <p><b>Good:</b> The facility has the infrastructure to support information technology.</p> <p><b>Fair:</b> The facility is lacking in some infrastructure to support information technology.</p> <p><b>Poor:</b> The facility is lacking significant infrastructure to support information technology.</p> <p><b>Unsatisfactory:</b> The facility has little or no infrastructure to support information technology.</p>										

#### FACILITY CONDITION SCALE

90%	70-80.5%	BELOW 70%
Facility in best and good condition	Facility with average and below average condition	Facility with poor and very poor condition, a candidate for replacement

**Hilltop High School**  
555 Claire Avenue  
Chula Vista California 91910

**Sweetwater Union High School District**  
1130 Fifth Avenue  
Chula Vista California 91911-2896





Site Name	Educational Suitability Grade	Educational Suitability Score	Technology Suitability Grade	Technology Suitability Score
Granger Junior High	C	73.75	A	92.50
General Classrooms	A			
Science	A			
Performing Arts	F			
Media Center	A			
Cafeteria	F			
Athletic Facilities	D			
Parking/Access	F			

EDUCATIONAL SUITABILITY SCALE

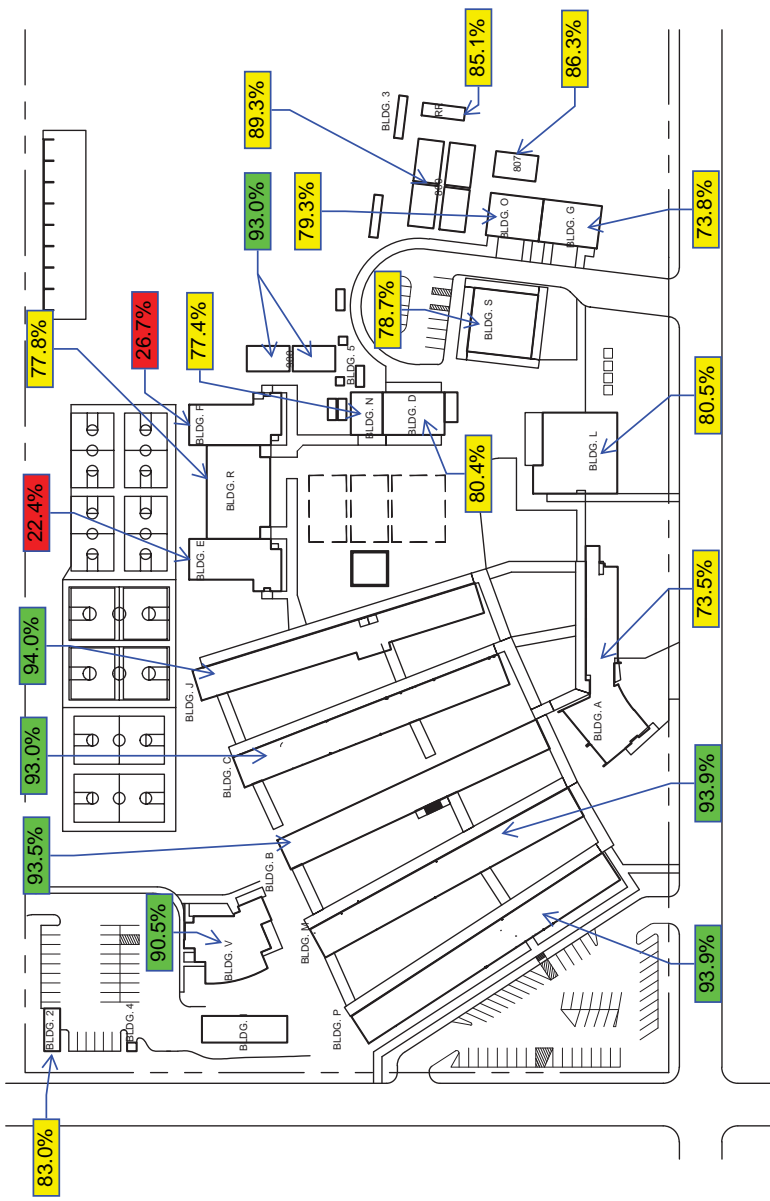
90+	A	80-89	B	70-79	C	60-69	D	BELOW 60	F
Excellent: The facility is designed to provide for and support a majority of the educational program offered. It may have a minor suitability issue but overall it meets the needs of the educational program offered. It may have minor suitability issues but generally meets the needs of the educational program.									
Good: The facility is designed to provide for and support the educational program offered. It may have minor suitability issues but generally meets the needs of the educational program.									
Fair: The facility has some problems meeting the needs of the educational program and still requires remodeling.									
Poor: The facility has numerous problems meeting the needs of the educational program and needs significant remodeling, additions, or replacement.									
Unsatisfactory: The facility is unsuitable in support of the educational program.									

TECHNOLOGY SUITABILITY SCALE

90+	A	80-89	B	70-79	C	60-69	D	BELOW 60	F
Excellent: The facility has excellent infrastructure to support information technology.									
Good: The facility has the infrastructure to support information technology.									
Fair: The facility is lacking in some infrastructure to support information technology.									
Poor: The facility is lacking significant infrastructure to support information technology.									
Unsatisfactory: The facility has little or no infrastructure to support information technology.									

FACILITY CONDITION SCALE

90%	Facility in best and good condition
70-80.9%	Facility with average and below average condition
BELOW 70%	Facility with poor and very poor condition, a candidate for replacement.



Granger Junior High School  
2101 Granger Avenue  
National City California 91910

Sweetwater Union High School District  
1130 Fifth Avenue  
Chula Vista California 91911-2896

Site Name	Educational Suitability Grade	Educational Suitability Score	Technology Suitability Grade	Technology Suitability Score
<b>Eastlake Middle</b>	<b>B</b>	<b>86.87</b>	<b>A</b>	<b>100.00</b>
General Classrooms	A			
Science	B			
Performing Arts	A			
Media Center	A			
Cafeteria	B			
Athletic Facilities	D			
Parking/Access	A			

#### EDUCATIONAL SUITABILITY SCALE

90+	A	Excellent: The facility is designed to provide for and support a variety of educational programs and activities. It meets the needs of the educational program.
80-89	B	Good: The facility is designed to provide for and support the educational program. It may have minor suitability issues but generally meets the needs of the educational program.
70-79	C	Fair: The facility has some problems meeting the needs of the educational program and will require remodeling.
60-69	D	Poor: The facility has numerous problems meeting the needs of the educational program and needs significant remodeling, additions, or replacement.
BELOW 60	F	Unsatisfactory: The facility is unsuitable in support of the educational program.

#### TECHNOLOGY SUITABILITY SCALE

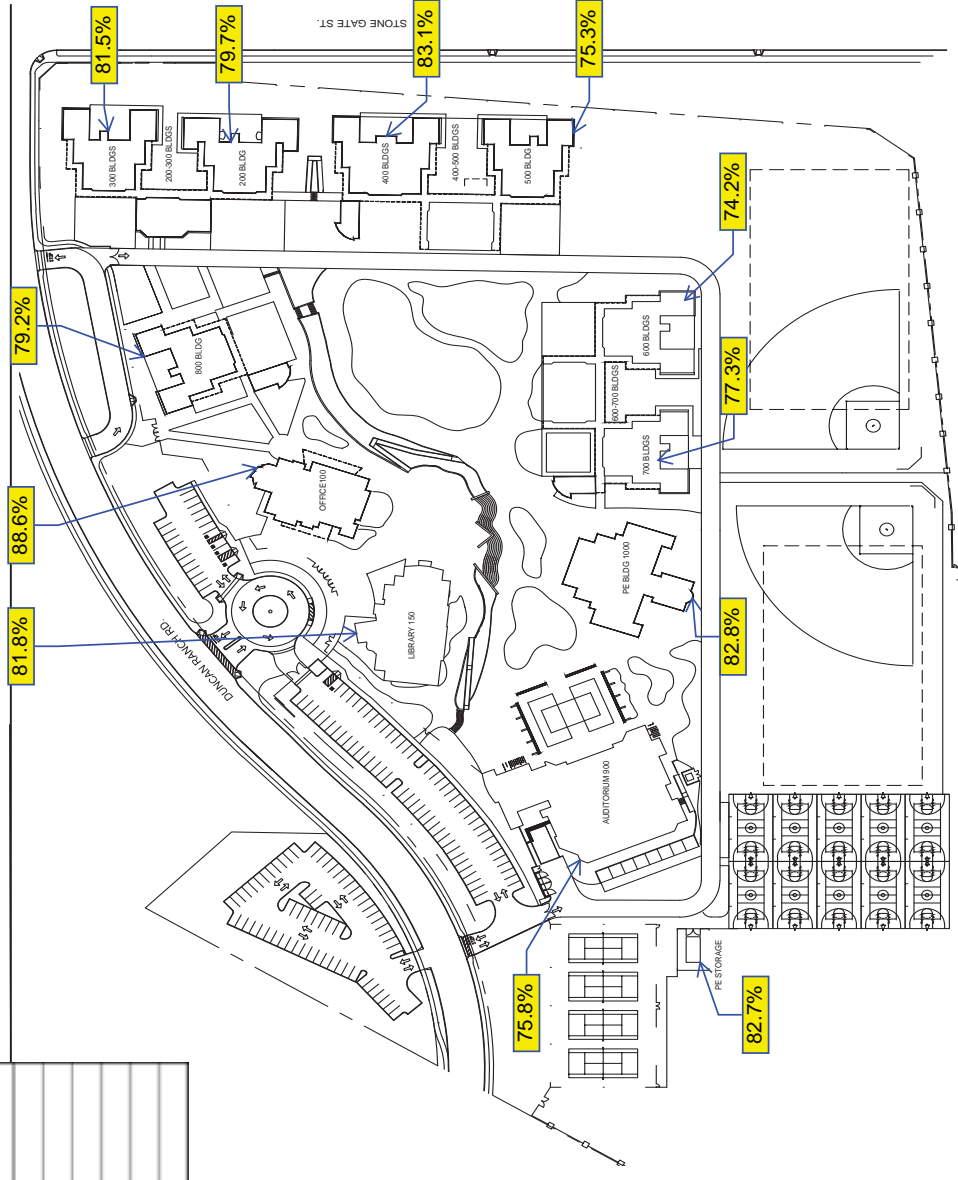
90+	A	Excellent: The facility has excellent infrastructure to support information technology.
80-89	B	Good: The facility has the infrastructure to support information technology.
70-79	C	Fair: The facility is lacking in some infrastructure to support information technology.
60-69	D	Poor: The facility is lacking significant infrastructure to support information technology.
BELOW 60	F	Unsatisfactory: The facility has little or no infrastructure to support information technology.

#### FACILITY CONDITION SCALE

90%	Facility in best and good condition
70-80%	Facility with average and below average condition
BELOW 70%	Facility with poor and very poor condition, a candidate for replacement

**Eastlake Middle School**  
**900 Duncan Ranch Road**  
**Chula Vista California 91914**

**Sweetwater Union High School District**  
**1130 Fifth Avenue**  
**Chula Vista California 91911-2896**







Site Name	Educational Suitability Grade	Educational Suitability Score	Technology Suitability Grade	Technology Suitability Score
Eastlake High	C	77.12	C	77.65
General Classrooms	D			
Science	B			
Performing Arts	C			
Media Center	A			
Cafeteria	D			
Athletic Facilities	C			
Parking/Access	F			

#### EDUCATIONAL SUITABILITY SCALE

90+	A	80-89	B	70-79	C	60-69	D	50-59	E	BELOW 50
Excellent: The facility is designed to provide for and support a majority of the educational program offered. It may have a minor suitability issue but overall it meets the needs of the educational program.										
Good: The facility is designed to provide for and support the educational program offered. It may have a minor suitability issue but generally meets the needs of the educational program.										
Fair: The facility has some problems meeting the needs of the educational program and will require remodeling.										
Poor: The facility has numerous problems meeting the needs of the educational program and needs significant remodeling, additions, or replacement.										
Unsatisfactory: The facility is unsuitable in support of the educational program.										

#### TECHNOLOGY SUITABILITY SCALE

90+	A	80-89	B	70-79	C	60-69	D	50-59	E	BELOW 50
Excellent: The facility has excellent infrastructure to support information technology.										
Good: The facility has the infrastructure to support information technology.										
Fair: The facility is lacking in some infrastructure to support information technology.										
Poor: The facility is lacking significant infrastructure to support information technology.										
Unsatisfactory: The facility has little or no infrastructure to support information technology.										

#### FACILITY CONDITION SCALE

90%	70-80%	60-70%	BELOW 60%
Facility in best and good condition	Facility with average and below average condition	Facility with poor and very poor condition, a candidate for replacement	



Eastlake High School  
1120 Eastlake Parkway  
Chula Vista California 91913

Sweetwater Union High School District  
1130 Fifth Avenue  
Chula Vista California 91911-2896

Site Name	Educational Suitability Grade	Educational Suitability Score	Technology Suitability Grade	Technology Suitability Score
Chula Vista Middle	D	68.99	A	95.00
General Classrooms	C			
Science	A			
Performing Arts	F			
Media Center	D			
Cafeteria	D			
Athletic Facilities	C			
Parking/Access	F			

#### EDUCATIONAL SUITABILITY SCALE

90+	A	80-89	B	70-79	C	60-69	D	50-59	E	40-49	F	30-39	G	20-29	H	10-19	I	0-9	J
Excellent: The facility is designed to provide for and support a variety of educational programs and activities. It has no major suitability issues but overall it meets the needs of the educational program.		Good: The facility is designed to provide for and support the educational program offered. It may have minor suitability issues but generally meets the needs of the educational program.	Fair: The facility has some problems meeting the needs of the educational program and will require remodeling.	Poor: The facility has numerous problems meeting the needs of the educational program and needs significant remodeling, additions, or replacement.	Unsatisfactory: The facility is unsuitable in support of the educational program.														

#### TECHNOLOGY SUITABILITY SCALE

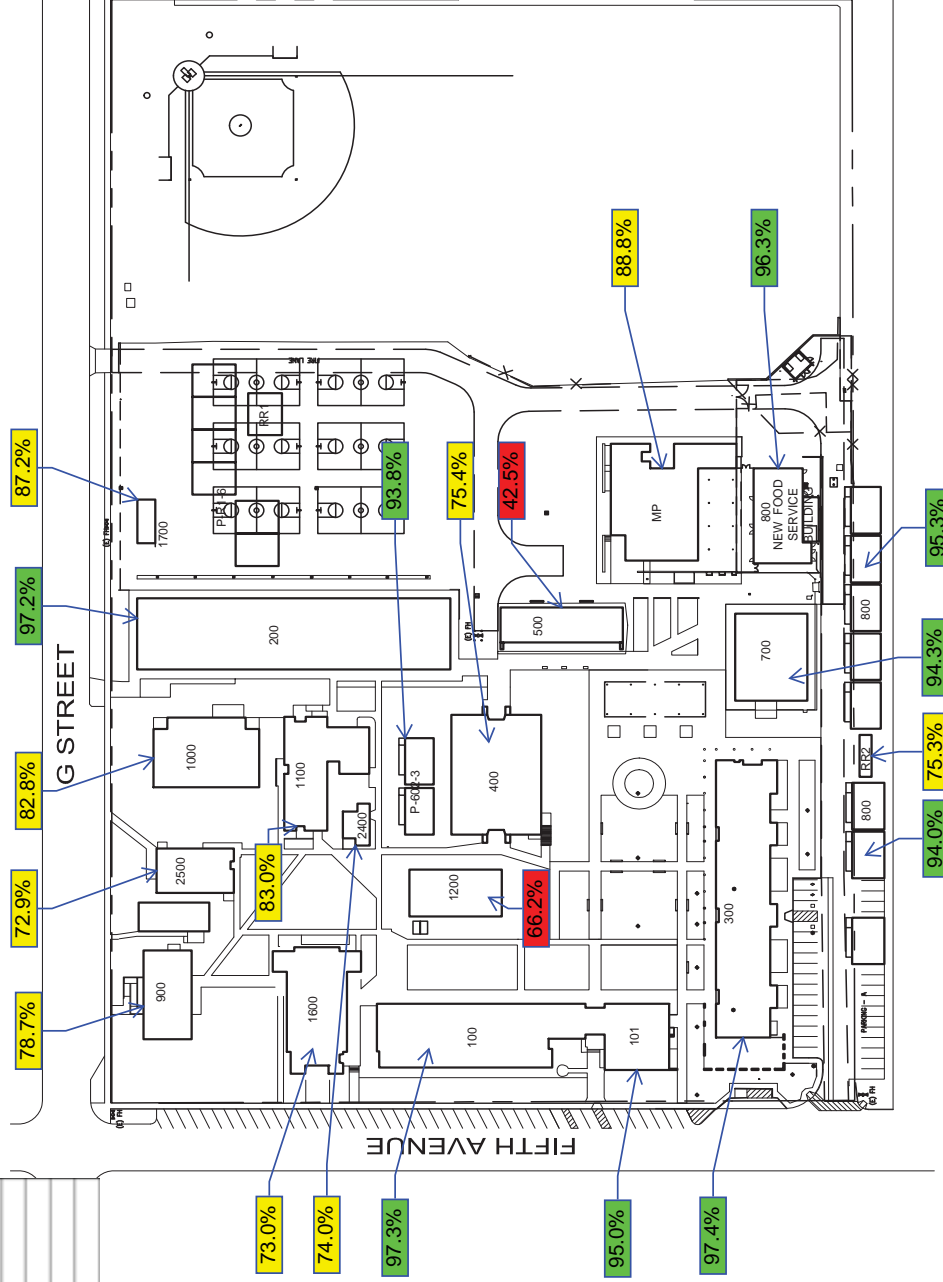
90+	A	80-89	B	70-79	C	60-69	D	50-59	E	40-49	F	30-39	G	20-29	H	10-19	I	0-9	J
Excellent: The facility has excellent infrastructure to support information technology.		Good: The facility has the infrastructure to support information technology.	Fair: The facility is lacking in some infrastructure to support information technology.	Poor: The facility is lacking significant infrastructure to support information technology.	Unsatisfactory: The facility has little or no infrastructure to support information technology.														

#### FACILITY CONDITION SCALE

90%	70-80%	60%	50%	40%	30%	20%	10%	0%
Facility in best and good condition	Facility with average and below average condition	Facility with poor and very poor condition, a candidate for replacement						

Chula Vista Middle School  
415 Fifth Avenue  
Chula Vista California 91910

Sweetwater Union High School District  
1130 Fifth Avenue  
Chula Vista California 91911-2896



Site Name	Educational Suitability Grade	Educational Suitability Score	Technology Suitability Grade	Technology Suitability Score
Chula Vista High	D	68.89	C	77.50
General Classrooms	D			
Science	C			
Performing Arts	B			
Media Center	B			
Cafeteria	F			
Athletic Facilities	C			
Parking/Access	F			

#### EDUCATIONAL SUITABILITY SCALE

90+	A	80-89	B	70-79	C	60-69	D	BELOW 60	F
<p><b>Excellent:</b> The facility is designed to provide for and support a majority of the educational program offered. It may have a minor suitability issue but overall it meets the needs of the educational program.</p> <p><b>Good:</b> The facility is designed to provide for and support the majority of the educational program offered. It may have a minor suitability issue but overall it meets the needs of the educational program.</p> <p><b>Fair:</b> The facility has some problems meeting the needs of the educational program and will require remodeling.</p> <p><b>Poor:</b> The facility has numerous problems meeting the needs of the educational program and needs significant remodeling, addition, or replacement.</p> <p><b>Unsatisfactory:</b> The facility is unsuitable in support of the educational program.</p>									

#### TECHNOLOGY SUITABILITY SCALE

90+	A	80-89	B	70-79	C	60-69	D	BELOW 60	F
<p><b>Excellent:</b> The facility has excellent infrastructure to support information technology.</p> <p><b>Good:</b> The facility has the infrastructure to support information technology.</p> <p><b>Fair:</b> The facility is lacking in some infrastructure to support information technology.</p> <p><b>Poor:</b> The facility is lacking significant infrastructure to support information technology.</p> <p><b>Unsatisfactory:</b> The facility has little or no infrastructure to support information technology.</p>									

#### FACILITY CONDITION SCALE

90%	Facility in best and good condition
70-89.9%	Facility with average and below average condition
BELOW 70%	Facility with poor and very poor condition, a candidate for replacement

Chula Vista High School  
820 4<sup>th</sup> Ave  
Chula Vista California 91911

Sweetwater Union High School District  
1130 Fifth Avenue  
Chula Vista California 91911-2896





Site Name	Educational Suitability Grade	Educational Suitability Score	Technology Suitability Grade	Technology Suitability Score
<b>Chula Vista Adult</b>	<b>D</b>	<b>69.45</b>	<b>A</b>	<b>97.50</b>
General Classrooms	C			
Science	N/A			
Performing Arts	N/A			
Media Center	N/A			
Cafeteria	N/A			
Athletic Facilities	F			
Parking/Access	D			

#### EDUCATIONAL SUITABILITY SCALE

90+	A	Excellent: The facility is designed to provide for and support a variety of educational programs and activities. It has no major suitability issues but overall it meets the needs of the educational program.
80-89	B	Good: The facility is designed to provide for and support the educational program offered. It may have minor suitability issues but generally meets the needs of the educational program.
70-79	C	Fair: The facility has some problems meeting the needs of the educational program and will require remodeling.
60-69	D	Poor: The facility has numerous problems meeting the needs of the educational program and needs significant remodeling, additions, or replacement.
BELOW 60	F	Unsatisfactory: The facility is unsuitable in support of the educational program.

#### TECHNOLOGY SUITABILITY SCALE

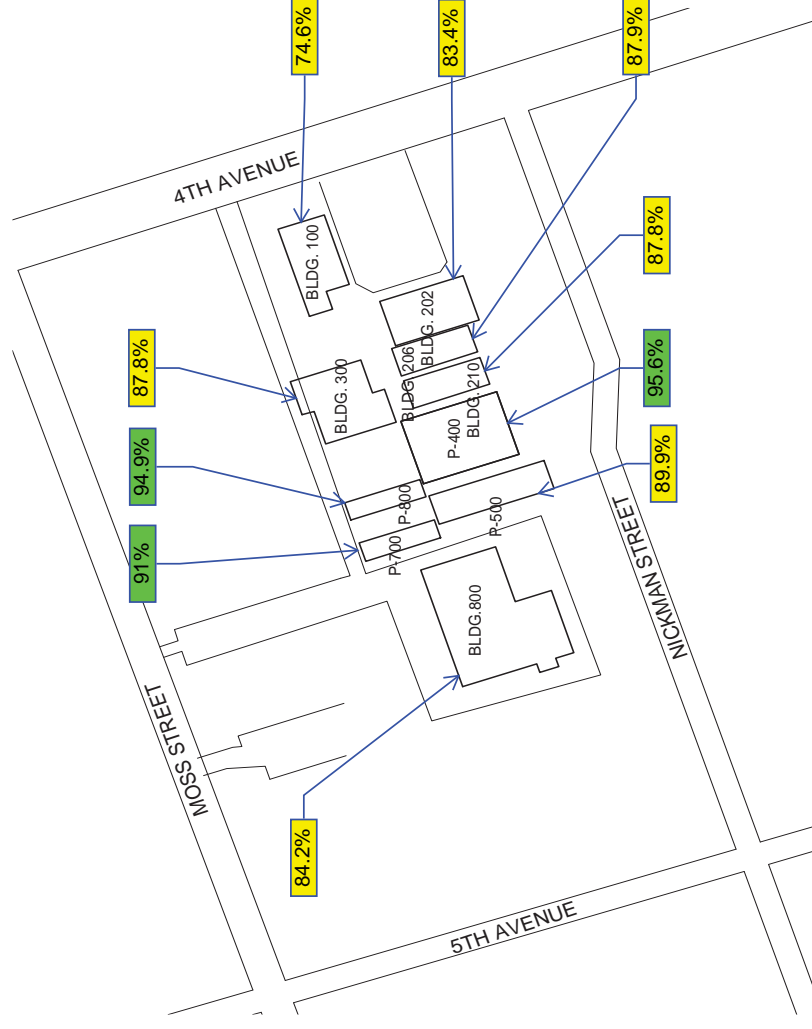
90+	A	Excellent: The facility has excellent infrastructure to support information technology.
80-89	B	Good: The facility has the infrastructure to support information technology.
70-79	C	Fair: The facility is lacking in some infrastructure to support information technology.
60-69	D	Poor: The facility is lacking significant infrastructure to support information technology.
BELOW 60	F	Unsatisfactory: The facility has little or no infrastructure to support information technology.

#### FACILITY CONDITION SCALE

90%	Facility in best and good condition
70-80%	Facility with average and below average condition
BELOW 70%	Facility with poor and very poor condition, a candidate for replacement

**Chula Vista Adult School**  
1034 Fourth Avenue  
Chula Vista California 91911

**Sweetwater Union High School District**  
1130 Fifth Avenue  
Chula Vista California 91911-2896



Site Name	Educational Suitability Grade	Educational Suitability Score	Technology Suitability Grade	Technology Suitability Score
Castle Park Middle	C	72.75	B	86.70
General Classrooms	B			
Science	B			
Performing Arts	F			
Media Center	C			
Cafeteria	F			
Athletic Facilities	A			
Parking/Access	F			

#### EDUCATIONAL SUITABILITY SCALE

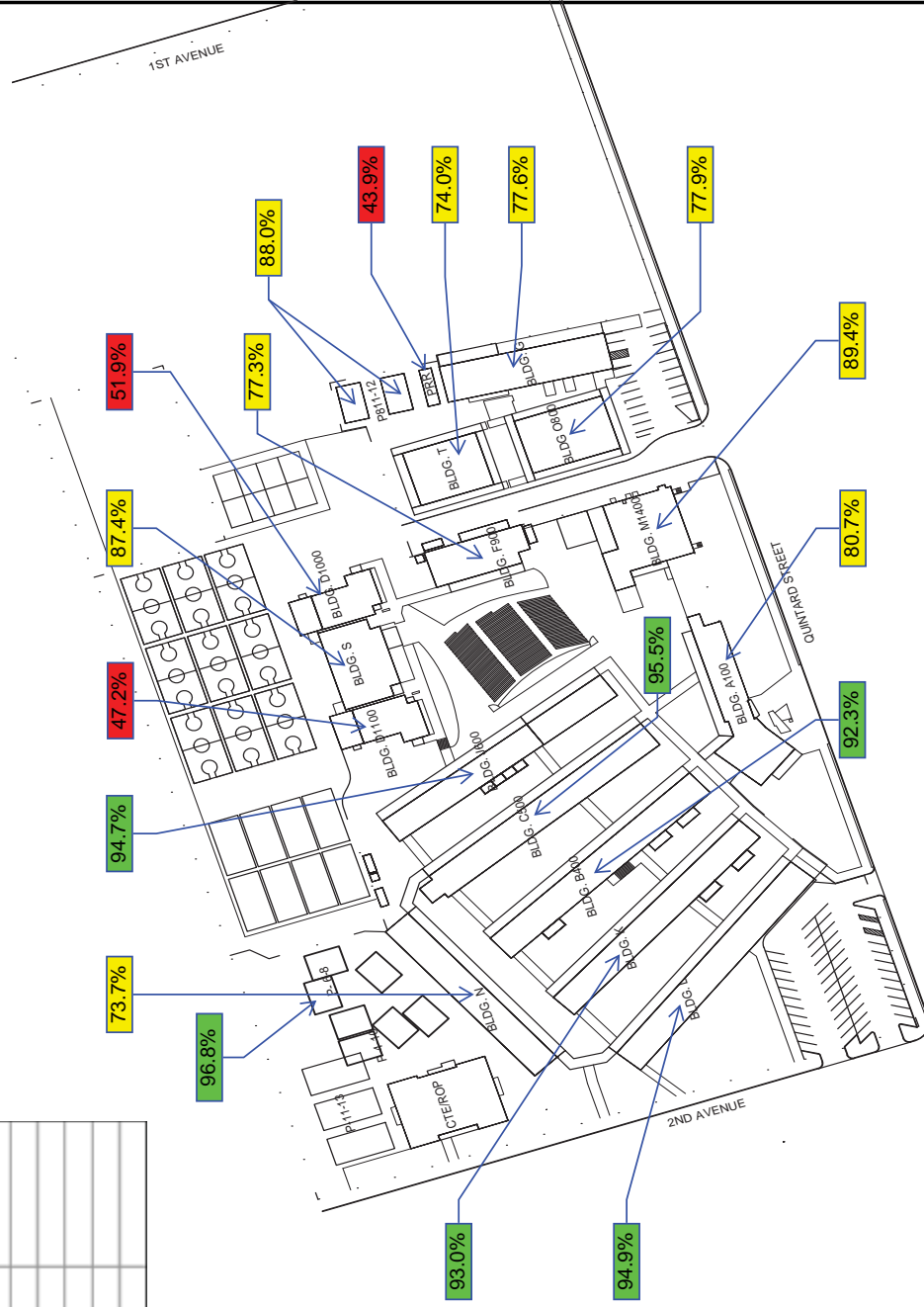
Score	Grade	Description
90+	A	Excellent: The facility is designed to provide for and support a program of high quality education. It may have minor suitability issues but overall it meets the needs of the educational program.
80-89	B	Good: The facility is designed to provide for and support the educational program offered. It may have minor suitability issues but generally meets the needs of the educational program.
70-79	C	Fair: The facility has some problems meeting the needs of the educational program and will require remodeling.
60-69	D	Poor: The facility has numerous problems meeting the needs of the educational program and needs significant remodeling, additions, or replacement.
40-59	F	Unsatisfactory: The facility is unsuitable in support of the educational program.

#### TECHNOLOGY SUITABILITY SCALE

Score	Grade	Description
90+	A	Excellent: The facility has excellent infrastructure to support information technology.
80-89	B	Good: The facility has the infrastructure to support information technology.
70-79	C	Fair: The facility is lacking in some infrastructure to support information technology.
60-69	D	Poor: The facility is lacking significant infrastructure to support information technology.
BELOW 60	F	Unsatisfactory: The facility has little or no infrastructure to support information technology.

#### FACILITY CONDITION SCALE

Score	Condition
90%	Facility in best and good condition
70-80%	Facility with average and below average condition
BELOW 70%	Facility with poor and very poor condition, a candidate for replacement.



Castle Park Middle School  
160 Quintard Street  
Chula Vista California 91911

Sweetwater Union High School District  
1130 Fifth Avenue  
Chula Vista California 91911-2896

Site Name	Educational Suitability Grade	Educational Suitability Score	Technology Suitability Grade	Technology Suitability Score
Castle Park High	B	80.34	B	81.70
General Classrooms	A			
Science	A			
Performing Arts	D			
Media Center	B			
Cafeteria	F			
Athletic Facilities	B			
Parking/Access	A			

#### EDUCATIONAL SUITABILITY SCALE

90+	A	80-89	B	70-79	C	60-69	D	50-59	E	40-49	F
<p>Excellent: The facility is designed to provide for and support a majority of the educational program offered. It may have a minor deficiency but it could meet the needs of the educational program.</p> <p>Good: The facility is designed to provide for and support the educational program offered. It may have minor suitability issues but generally meets the needs of the educational program.</p> <p>Fair: The facility has some problems meeting the needs of the educational program and will require remodeling.</p> <p>Poor: The facility has numerous problems meeting the needs of the educational program and needs significant remodeling, additions, or replacement.</p> <p>Unsatisfactory: The facility is inadequate in support of the educational program.</p>											

#### TECHNOLOGY SUITABILITY SCALE

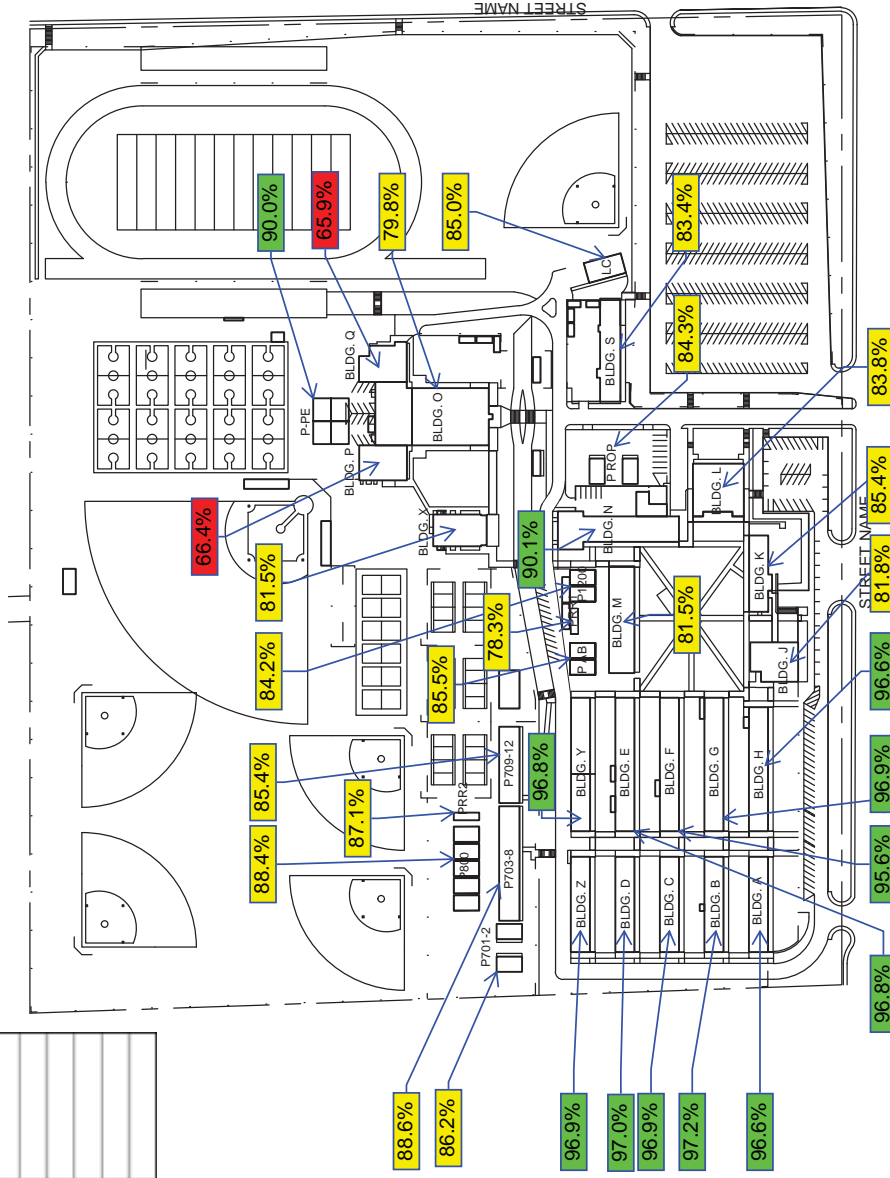
90+	A	80-89	B	70-79	C	60-69	D	50-59	E	40-49	F
<p>Excellent: The facility has excellent infrastructure to support information technology.</p> <p>Good: The facility has the infrastructure to support information technology.</p> <p>Fair: The facility is lacking in some infrastructure to support information technology.</p> <p>Poor: The facility is lacking significant infrastructure to support information technology.</p> <p>Unsatisfactory: The facility has little or no infrastructure to support information technology.</p>											

#### FACILITY CONDITION SCALE

90%	70-80%	BELOW 70%
Facility in best and good condition	Facility with average and below average condition	Facility with poor and very poor condition, a candidate for replacement

Castle Park High School  
1395 Hilltop Drive  
Chula Vista California 91911

Sweetwater Union High School District  
1130 Fifth Avenue  
Chula Vista California 91911-2896





Site Name	Educational Suitability Grade	Educational Suitability Score	Technology Suitability Grade	Technology Suitability Score
Bonita Vista Middle	C	72.69	B	85.00
General Classrooms	C			
Science	B			
Performing Arts	F			
Media Center	B			
Cafeteria	B			
Athletic Facilities	D			
Parking/Access	F			

#### EDUCATIONAL SUITABILITY SCALE

Grade	Description
A	Excellent: The facility is designed to provide for and support a variety of the educational program offered. It may have minor suitability issues but overall it meets the needs of the educational program.
B	Good: The facility is designed to provide for and support the educational program offered. It may have minor suitability issues but generally meets the needs of the educational program.
C	Fair: The facility has some problems meeting the needs of the educational program and air requires remodeling.
D	Poor: The facility has numerous problems meeting the needs of the educational program and needs significant remodeling, additions, or replacement.
BELOW 60	Unsatisfactory: The facility is inadequate in support of the educational program.

#### TECHNOLOGY SUITABILITY SCALE

Grade	Description
A	Excellent: The facility has excellent infrastructure to support information technology.
B	Good: The facility has the infrastructure to support information technology.
C	Fair: The facility is lacking in some infrastructure to support information technology.
D	Poor: The facility is lacking significant infrastructure to support information technology.
BELOW 60	Unsatisfactory: The facility has little or no infrastructure to support information technology.

#### FACILITY CONDITION SCALE

Percentage	Description
90%	Facility in best and good condition
70-89.9%	Facility with average and below average condition
BELOW 70%	Facility with poor and very poor condition, a candidate for replacement



Bonita Vista Middle School  
650 Otay Lakes Road  
Chula Vista California 91910

Sweetwater Union High School District  
1130 Fifth Avenue  
Chula Vista California 91911-2896

## Appendix I – MGT Charrette Results

The following table contains report prepared by MGT summarizes the charrette findings.

**Session Name**  
All charrettes and online survey responses

**Active Participants**  
189-207

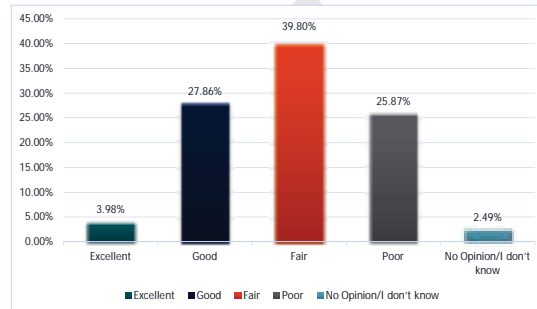
**Questions**  
18

### Results by Question

#### 1. How would you rate the overall physical condition of the school facilities you are familiar with in Sweetwater? (Multiple Choice)

Responses		
	Percent	Count
Excellent	3.98%	8
Good	27.86%	56
Fair	39.80%	80
Poor	25.87%	52
No Opinion/I don't know	2.49%	5
<b>Totals</b>	<b>100%</b>	<b>201</b>

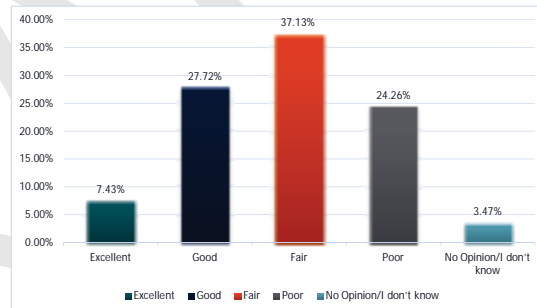
Excellent/Good 31.84%



#### 2. How would you rate Sweetwater school facilities for safety and security? (Multiple Choice)

Responses		
	Percent	Count
Excellent	7.43%	15
Good	27.72%	56
Fair	37.13%	75
Poor	24.26%	49
No Opinion/I don't know	3.47%	7
<b>Totals</b>	<b>100%</b>	<b>202</b>

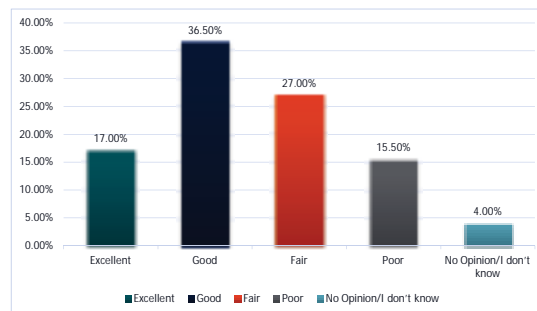
Excellent/Good 35.15%



#### 3. How would you rate the quality of the technology provided for students and staff? (Multiple Choice)

Responses		
	Percent	Count
Excellent	17.00%	34
Good	36.50%	73
Fair	27.00%	54
Poor	15.50%	31
No Opinion/I don't know	4.00%	8
<b>Totals</b>	<b>100%</b>	<b>200</b>

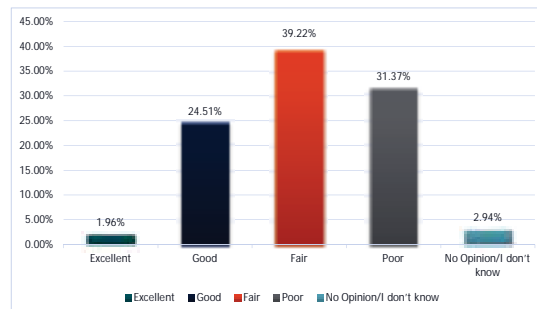
Excellent/Good 53.50%



#### 4. How would you rate the site condition of schools in Sweetwater (parking, landscaping, separation of bus & public access, etc)? (Multiple Choice)

Responses		
	Percent	Count
Excellent	1.96%	4
Good	24.51%	50
Fair	39.22%	80
Poor	31.37%	64
No Opinion/I don't know	2.94%	6
<b>Totals</b>	<b>100%</b>	<b>204</b>

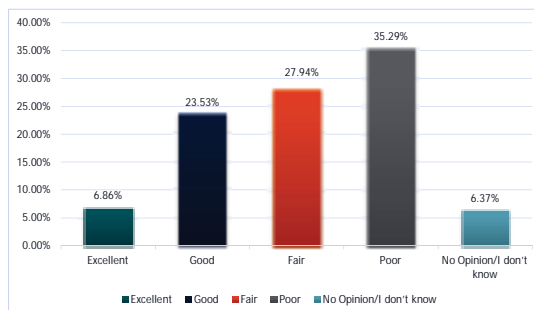
Excellent/Good 26.47%



5. How would you rate the athletic facilities in Sweetwater (ball fields, tracks, stadium, etc.)? (Multiple Choice)

	Responses	
	Percent	Count
Excellent	6.86%	14
Good	23.53%	48
Fair	27.94%	57
Poor	35.29%	72
No Opinion/I don't know	6.37%	13
<b>Totals</b>	<b>100%</b>	<b>204</b>

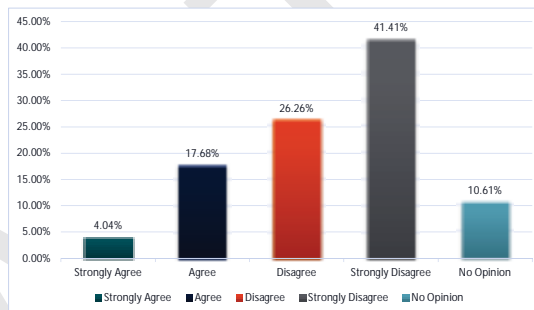
Excellent/Good 30.39%



6. Sweetwater provides facility equity among all schools. (Multiple Choice)

	Responses	
	Percent	Count
Strongly Agree	4.04%	8
Agree	17.68%	35
Disagree	26.26%	52
Strongly Disagree	41.41%	82
No Opinion	10.61%	21
<b>Totals</b>	<b>100%</b>	<b>198</b>

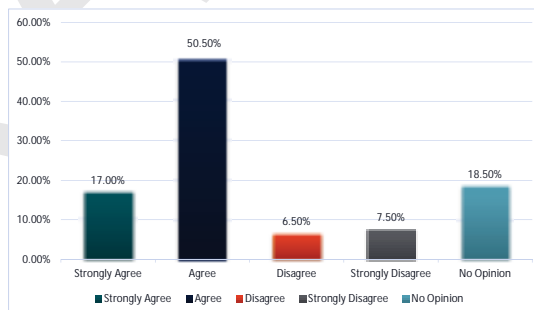
Strongly Agree/Agree 21.72%



7. I support the concept of magnet or focus schools. (Multiple Choice)

	Responses	
	Percent	Count
Strongly Agree	17.00%	34
Agree	50.50%	101
Disagree	6.50%	13
Strongly Disagree	7.50%	15
No Opinion	18.50%	37
<b>Totals</b>	<b>100%</b>	<b>200</b>

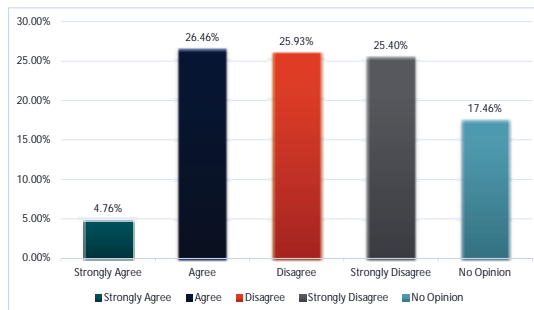
Strongly Agree/Agree 67.50%



8. Appropriate science spaces are provided in my school(s). (Multiple Choice)

	Responses	
	Percent	Count
Strongly Agree	4.76%	9
Agree	26.46%	50
Disagree	25.93%	49
Strongly Disagree	25.40%	48
No Opinion	17.46%	33
<b>Totals</b>	<b>100%</b>	<b>189</b>

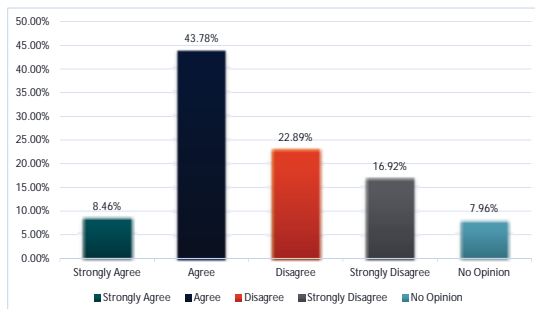
Strongly Agree/Agree 31.22%



9. Appropriate general classroom spaces (math, language arts, etc.) are provided in my school(s). (Multiple Choice)

	Responses	
	Percent	Count
Strongly Agree	8.46%	17
Agree	43.78%	88
Disagree	22.89%	46
Strongly Disagree	16.92%	34
No Opinion	7.96%	16
<b>Totals</b>	<b>100%</b>	<b>201</b>

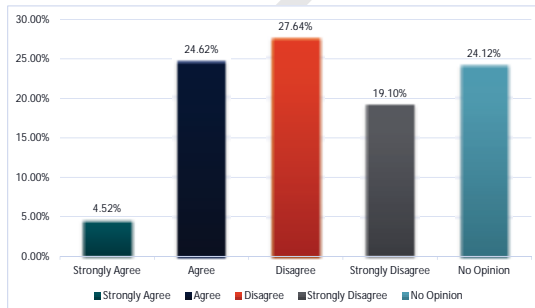
Strongly Agree/Agree 52.24%



10. Appropriate art spaces are provided in my school(s). (Multiple Choice)

	Responses	
	Percent	Count
Strongly Agree	4.52%	9
Agree	24.62%	49
Disagree	27.64%	55
Strongly Disagree	19.10%	38
No Opinion	24.12%	48
<b>Totals</b>	<b>100%</b>	<b>199</b>

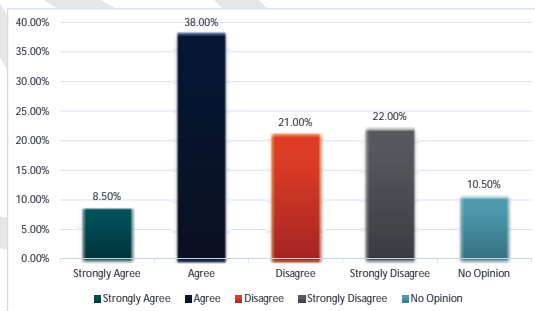
Strongly Agree/Agree 29.15%



11. Appropriate physical education spaces are provided in my school(s). (Multiple Choice)

	Responses	
	Percent	Count
Strongly Agree	8.50%	17
Agree	38.00%	76
Disagree	21.00%	42
Strongly Disagree	22.00%	44
No Opinion	10.50%	21
<b>Totals</b>	<b>100%</b>	<b>200</b>

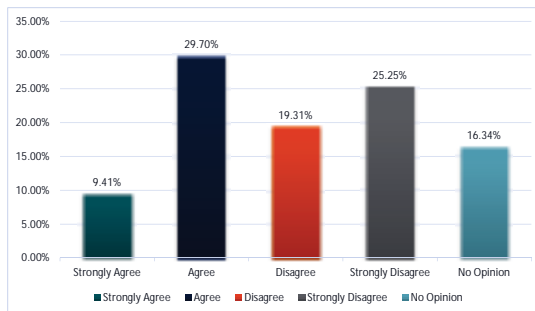
Strongly Agree/Agree 46.50%



12. Appropriate performing arts spaces (mariachi, band, choir, drama & dance) are provided in my school(s). (Multiple Choice)

	Responses	
	Percent	Count
Strongly Agree	9.41%	19
Agree	29.70%	60
Disagree	19.31%	39
Strongly Disagree	25.25%	51
No Opinion	16.34%	33
<b>Totals</b>	<b>100%</b>	<b>202</b>

Strongly Agree/Agree 39.11%

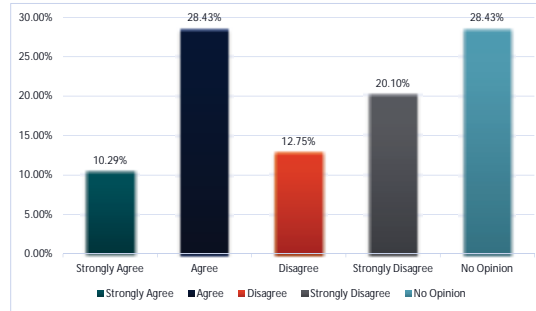




13. Appropriate special education spaces are provided in my school(s). (Multiple Choice)

	Responses	
	Percent	Count
Strongly Agree	10.29%	21
Agree	28.43%	58
Disagree	12.75%	26
Strongly Disagree	20.10%	41
No Opinion	28.43%	58
<b>Totals</b>	<b>100%</b>	<b>204</b>

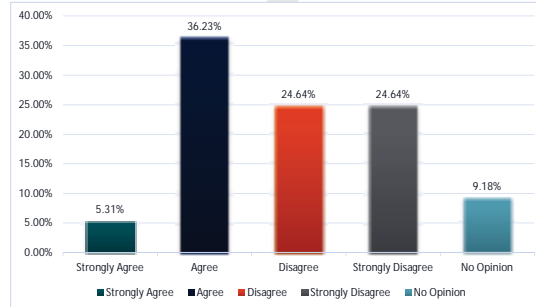
Strongly Agree/Agree 38.73%



14. Appropriate computer labs are provided in my school(s). (Multiple Choice)

	Responses	
	Percent	Count
Strongly Agree	5.31%	11
Agree	36.23%	75
Disagree	24.64%	51
Strongly Disagree	24.64%	51
No Opinion	9.18%	19
<b>Totals</b>	<b>100%</b>	<b>207</b>

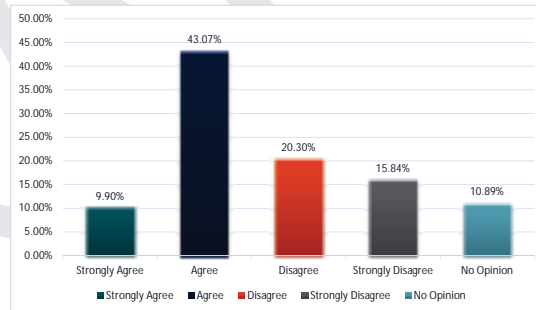
Strongly Agree/Agree 41.55%



15. Appropriate libraries / media centers are provided in my school(s). (Multiple Choice)

	Responses	
	Percent	Count
Strongly Agree	9.90%	20
Agree	43.07%	87
Disagree	20.30%	41
Strongly Disagree	15.84%	32
No Opinion	10.89%	22
<b>Totals</b>	<b>100%</b>	<b>202</b>

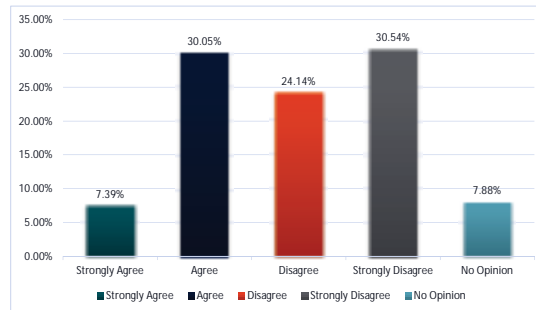
Strongly Agree/Agree 52.97%



16. Appropriate cafeteria space is provided in my school(s). (Multiple Choice)

	Responses	
	Percent	Count
Strongly Agree	7.39%	15
Agree	30.05%	61
Disagree	24.14%	49
Strongly Disagree	30.54%	62
No Opinion	7.88%	16
<b>Totals</b>	<b>100%</b>	<b>203</b>

Strongly Agree/Agree 37.44%

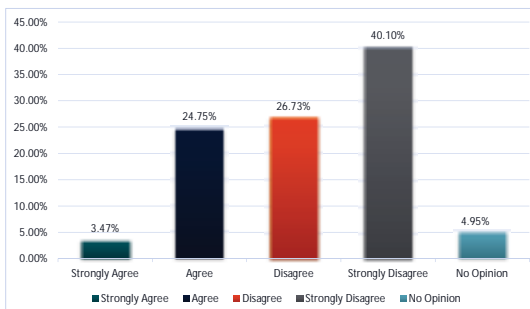




17. Appropriate parking, access for parents and busses, & pedestrian access is provided at my school(s). (Multiple Choice)

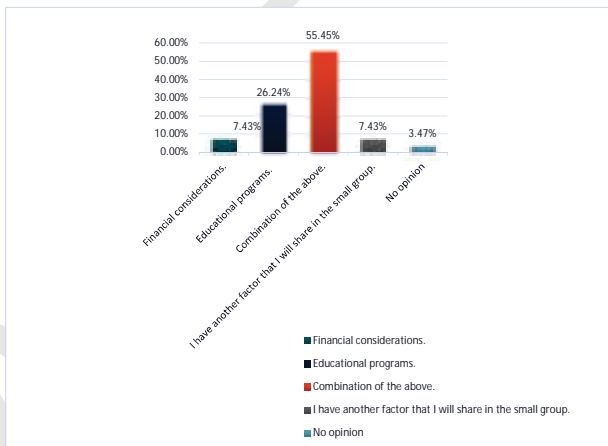
Responses		
	Percent	Count
Strongly Agree	3.47%	7
Agree	24.75%	50
Disagree	26.73%	54
Strongly Disagree	40.10%	81
No Opinion	4.95%	10
<b>Totals</b>	<b>100%</b>	<b>202</b>

Strongly Agree/Agree 28.22%



18. In my opinion the most important factor to consider in making school facility improvement decisions is: (Multiple Choice)

Responses		
	Percent	Count
Financial considerations.	7.43%	15
Educational programs.	26.24%	53
Combination of the above.	55.45%	112
I have another factor that I will share in the small group.	7.43%	15
No opinion	3.47%	7
<b>Totals</b>	<b>100%</b>	<b>202</b>



*The facilities evaluation team consists of Jacobs Engineering Inc., and xx. Jacobs is a leading provider of facilities condition assessment and capital planning services worldwide. We specialize in the K-12 facility assessment and educational planning industry, specifically in educational adequacy and facility assessments, along with other management consulting assignments. Together, our team offers a comprehensive array of professional facility assessment, planning, design, construction, and management related services. The team is **nationally recognized in large-scale K-12 assessment and program management assignments**, offering Sweetwater Union High School District the experience, expertise, stability and resources required to successfully assess, document, and analyze the district's facility needs.*

We **need your help** and **value your support** for this important endeavor. If you have questions or comments about the comprehensive assessment, or have a particular school concern, you can contact:

**Tom Calhoun, CCM, LEED AP**

Chief Facilities Executive

Sweetwater Union High School District

1130 Fifth Avenue Chula Vista, CA 91911

[www.sweetwaterschools.org](http://www.sweetwaterschools.org)

[Thomas.Calhoun@sweetwaterschools.org](mailto:Thomas.Calhoun@sweetwaterschools.org)

Office 619-585-6060

Fax 619-420-0339

